



## Iowa Community Health Snapshot Series

*275 community reports prepared for the Iowa State University  
Extension and Outreach Community and Economic  
Development Unit*



*May 2024*

*By Matthew Voss & Shawn Dorius*

---

*This project was supported by funding from Iowa State University's Extension and Outreach Community and Economic Development Unit via an award from Iowa State University's Presidential Strategic Initiative Plan 2022-2031.*

# Iowa Community Health Snapshot Series

## Table of contents

<b>Health in Tripoli: Overview</b>	<b>3</b>
Strengths . . . . .	3
Opportunities . . . . .	4
How to Use this Report . . . . .	5
Using Ames, IA as an Example . . . . .	6
<b>Health Status</b>	<b>7</b>
Poor General Health . . . . .	7
Poor Physical Health . . . . .	8
Poor Mental Health . . . . .	8
<b>Health Risk Behaviors</b>	<b>9</b>
Binge Drinking . . . . .	9
Current Smoking . . . . .	10
Physical Inactivity . . . . .	10
Sleep <7 hours . . . . .	11
<b>Health Outcomes</b>	<b>12</b>
Arthritis . . . . .	12
High Blood Pressure . . . . .	13
Cancer (except skin) . . . . .	13
Current Asthma . . . . .	14
Coronary Heart Disease . . . . .	14
COPD . . . . .	15
Depression . . . . .	15
Diabetes . . . . .	16
High Cholesterol . . . . .	16
Chronic Kidney Disease . . . . .	17
Obesity . . . . .	17
Stroke . . . . .	18
All Teeth Lost . . . . .	18
<b>Prevention</b>	<b>19</b>
Lack of Health Insurance . . . . .	19
Taking BP Medication . . . . .	20
Cervical Cancer Screening . . . . .	20
Annual Checkup . . . . .	21
Cholesterol Screening . . . . .	21

---

Colorectal Cancer Screening . . . . .	22
Core preventive services for older men . . . . .	22
Core preventive services for older women . . . . .	24
Dental Visit . . . . .	24
Mammography . . . . .	26
<b>Disability</b>	<b>27</b>
Hearing disability . . . . .	27
Vision disability . . . . .	28
Cognitive disability . . . . .	28
Mobility disability . . . . .	29
Self-care disability . . . . .	29
Independent living disability . . . . .	30
Any disability . . . . .	30
<b>Appendix 1: CDC PLACES Data</b>	<b>31</b>
<b>Appendix 2: Tripoli PLACES Data</b>	<b>32</b>
<b>Appendix 3: Small Communities (1,000-2,499)</b>	<b>34</b>

# Health in Tripoli: Overview

Dear Community Members & Stakeholders of Tripoli,

We are pleased to share the Iowa Community Health Snapshot series, a set of reports designed in partnership with Iowa State University's Community Economic Development to assess the overall landscape of health and well-being across Iowa. The following pages include the health snapshot for your community. The snapshot can be used to see how Tripoli ranks across various health measures compared to the rest of the state and similarly-sized communities. This comparison allows us to identify Tripoli's strengths and opportunities for growth by leveraging the Centers for Disease Control and Prevention PLACES dataset.

The report includes 37 health measures organized topically by general health status, risky behavior, health outcomes, prevention, and disability. We provide a general overview of each health topic, followed by a description of each health measure. Health measure descriptions include crude and age-adjusted rates and a ranking that tells you how your community ranks compared to all Iowa communities and communities of similar size to Tripoli. Crude rates tell you the raw, un-adjusted percent of the population experiencing the health measure. Age-adjusted rates account for the age distribution present in your community and presents what the rate would be if your community had a standard age distribution. Crude rates can provide a general comparison between communities and age-adjusted rates can give a fairer comparison between communities with different age structures.

## Strengths

Take a look at the top strengths of your community! Below are unadjusted and age-adjusted health measures that represent your community's strengths. We recommend using continued investment in these areas to maintain them as strengths, as well as building on them to improve in other health domains.

Crude			Age-Adjusted		
Health Domain	Statewide Community Rank	Small Community Rank	Health Domain	Statewide Community Rank	Small Community Rank
Colorectal Cancer Screening	15th	2nd	High Cholesterol	28th	7th
Current Asthma	80th	11th	Colorectal Cancer Screening	32nd	8th
Dental Visit	84th	16th	Chronic Kidney Disease	36th	8th
Sleep <7 hours	92nd	20th	Mammography	42nd	9th
Mental Health	119th	17th	Diabetes	77th	15th

## Opportunities

Below are health measures that represent potential areas for growth in your community. We recommend increasing investment in these areas to support community health and well-being.

Crude			Age-Adjusted		
Health Domain	Statewide Community Rank	Small Community Rank	Health Domain	Statewide Community Rank	Small Community Rank
Annual Checkup	596th	99th	Taking BP Medication	830th	125th
Binge Drinking	572nd	86th	Annual Checkup	720th	119th
Cancer (except skin)	544th	62nd	Binge Drinking	686th	102nd
Taking BP Medication	535th	86th	Cancer (except skin)	418th	41st
Arthritis	414th	53rd	Arthritis	321st	48th

Please review the rest of the report to learn more about your community and reach out to us with questions about the report or for recommendations to improve the overall health and well-being in Tripoli.

Sincerely,



*Shawn F. Dorius, PhD*  
*Iowa State University*  
*Public Science Collaborative*



**IOWA STATE UNIVERSITY**  
Extension and Outreach  
Community and Economic Development

This project was supported by funding from Iowa State University's Extension and Outreach Community and Economic Development Unit, via an award from Iowa State University's Presidential Strategic Initiative Plan 2022-2031.

---

## How to Use this Report

The purpose of the Iowa Community Health Snapshot Series is to provide an overview of health in Tripoli that can be used to help inform health-related interventions and programming. This report contains five sections, including the overall health status of Tripoli, a review of risky behaviors in the community, and information on various health outcomes, prevention measures, and disability needs. Each section includes an overview of the health domain, a breakdown of its underlying health measures, and data to see how Tripoli compares to the rest of the state and similarly-sized communities.

With a population of 1,207, Tripoli’s similarly sized communities are defined as small communities. In Iowa, small communities have an average population of 1,553, and there are 138 communities that are considered small communities. To see all of the communities in this population group, please see Appendix 3 of this report.

Group	Population Range	Number of Communities
Large	50,000+	11
Mid-Large	10,000-49,999	31
Midsized	2,500-9,999	102
Small	1,000-2,499	138
Very Small	0-999	676
Total		958

Using Ames, IA as an Example

The graphic below is an example of the details included for each health measure. The table in the upper right shows your community’s crude and age-adjusted rate estimates alongside their averages across all Iowa communities and similarly-sized communities. The images below show the distribution of the health measure across communities. The vertical lines correspond with the values in the table to show the estimate for the specific community compared to communities across the state. The solid black line in each plot represents the community rate, with the dashed lines indicating the average rate for all Iowa communities and the dotted lines showing the average rate for similarly-sized communities.



# Health Status

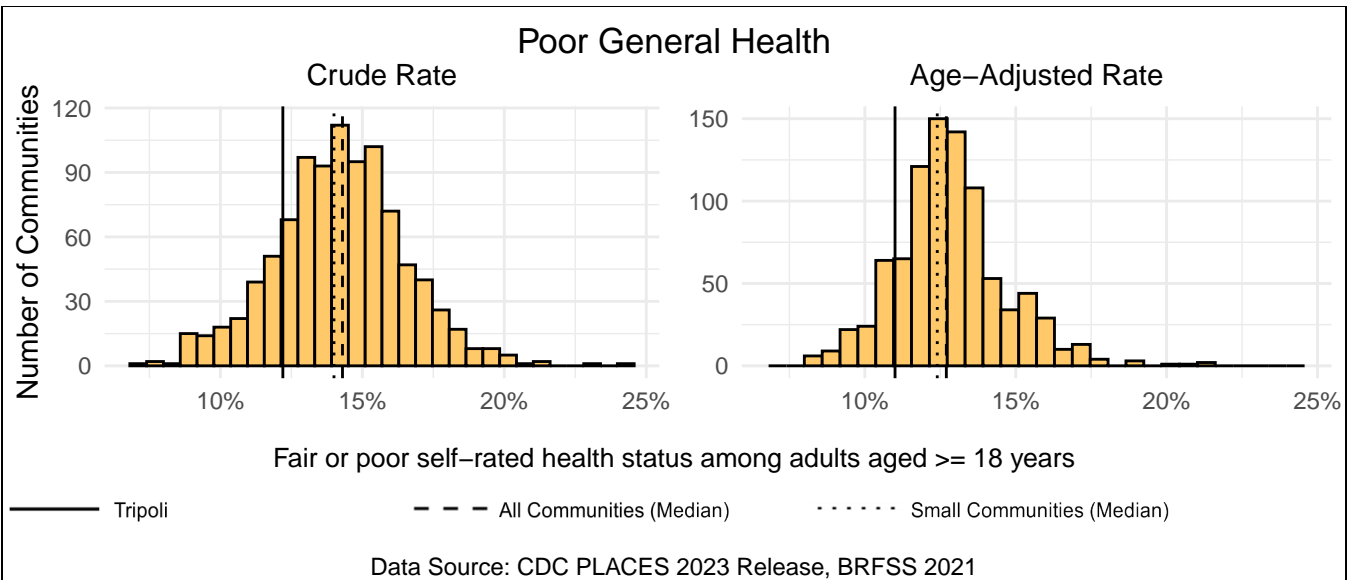
This section reflects measures for overall health, including general, physical, and mental health. These measures are a valuable way to see a simple summary of the health of a country’s population. The questions to calculate these measures ask respondents to evaluate their health status. General health is evaluated on a 5-point scale where respondents can report their health status as one of “excellent,” “very good,” “good,” “fair,” or “poor,” from which the respondents who answer “fair” or “poor” are included in the measure. Physical and mental health are evaluated as the rate of respondents who say they have had 14 or more days in the last 30 days in which their physical or mental health was not good. The URL below includes more information about each variable.

<https://www.cdc.gov/places/measure-definitions/health-status/index.html>

## Poor General Health

Tripoli has a crude rate of 12.2% for fair or poor self-rated health status among adults aged  $\geq 18$  years, which ranks 164th out of 958 Iowa communities (29th out of 138 small communities). The age-adjusted rate for Tripoli is 11.0%, which ranks 126th out of 905 Iowa communities (24th out of 138 small communities).

Measure Type	Tripoli	All Comm.	Small Comm.
Crude	12.2%	14.3%	14.0%
Age-Adjusted	11.0%	12.7%	12.4%

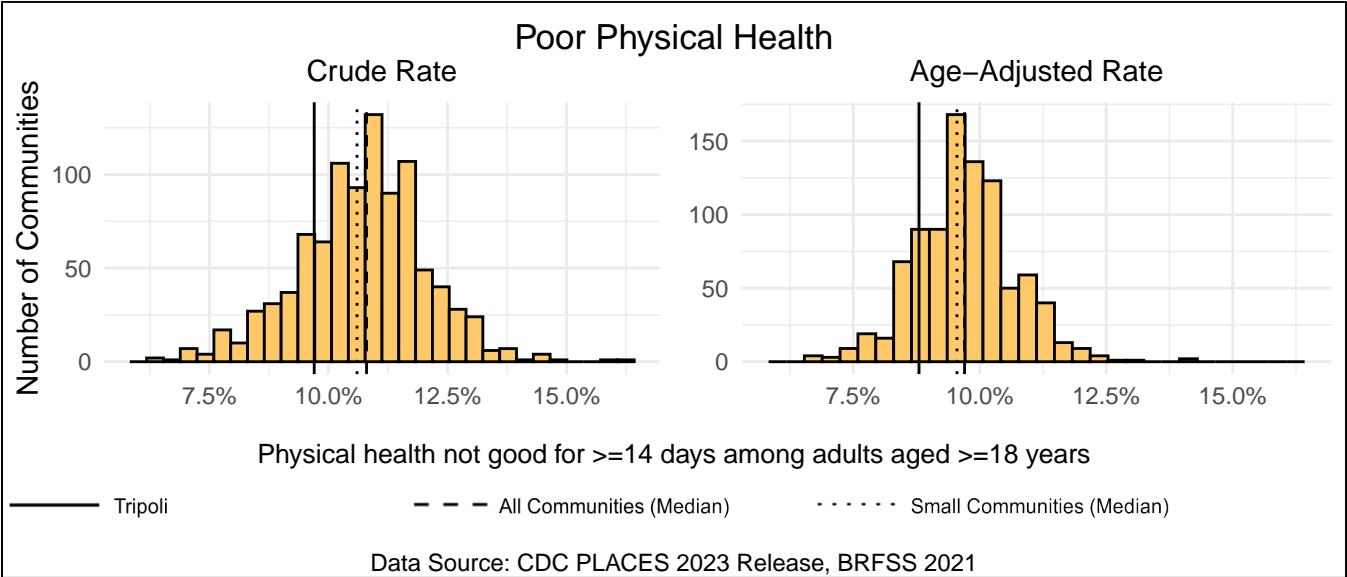




## Poor Physical Health

Tripoli has a crude rate of 9.7% for physical health not good for  $\geq 14$  days among adults aged  $\geq 18$  years, which ranks 183rd out of 958 Iowa communities (33rd out of 138 small communities). The age-adjusted rate for Tripoli is 8.8%, which ranks 140th out of 905 Iowa communities (26th out of 138 small communities).

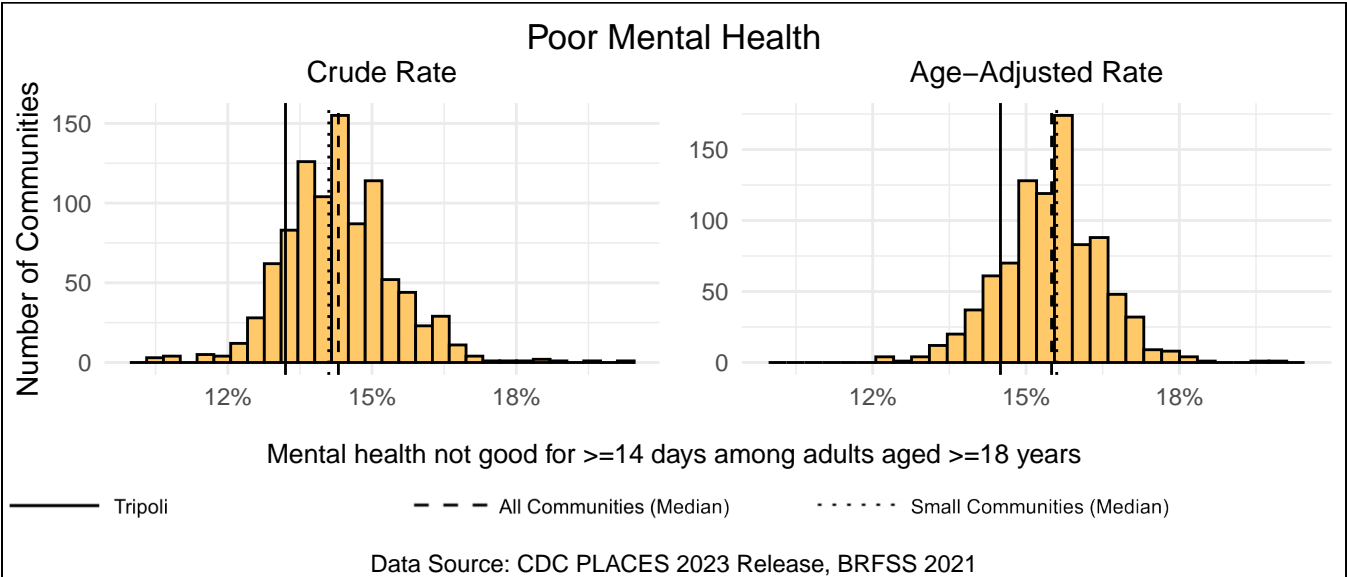
Measure Type	Tripoli	All Comm.	Small Comm.
Crude	9.7%	10.8%	10.6%
Age-Adjusted	8.8%	9.7%	9.6%



## Poor Mental Health

Tripoli has a crude rate of 13.2% for mental health not good for  $\geq 14$  days among adults aged  $\geq 18$  years, which ranks 119th out of 958 Iowa communities (17th out of 138 small communities). The age-adjusted rate for Tripoli is 14.5%, which ranks 121st out of 905 Iowa communities (21st out of 138 small communities).

Measure Type	Tripoli	All Comm.	Small Comm.
Crude	13.2%	14.3%	14.1%
Age-Adjusted	14.5%	15.5%	15.6%



# Health Risk Behaviors

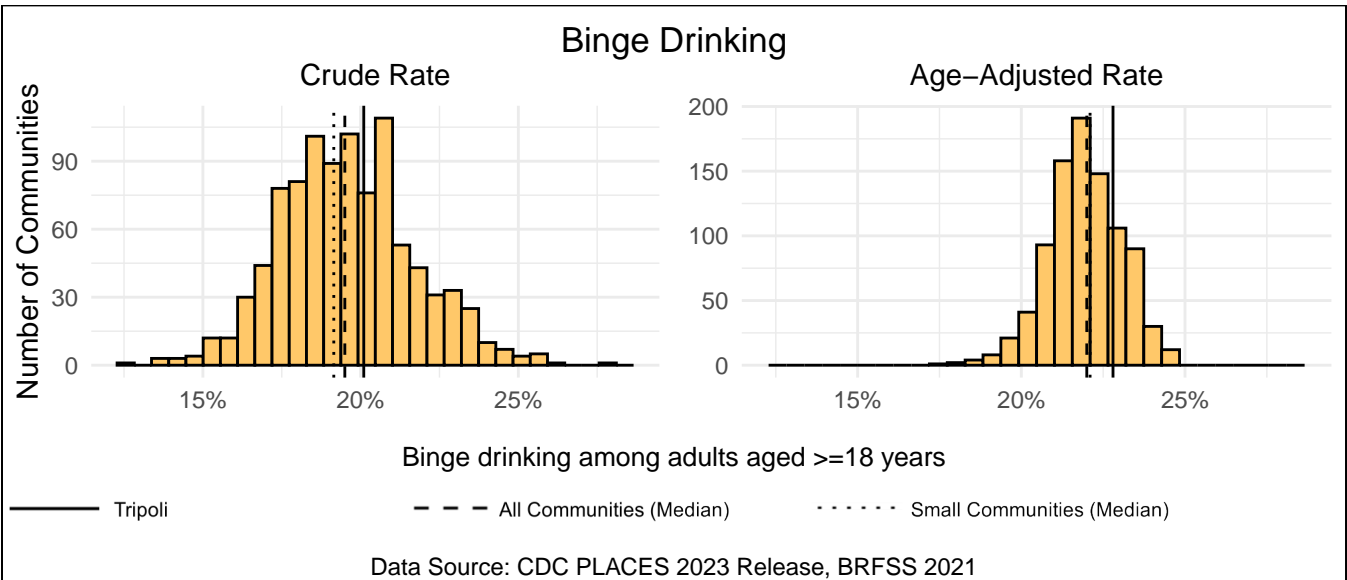
Health risk measures are measures of individual behaviors that can lead to poor health outcomes. These include binge drinking, current smoking, physical inactivity, and getting less than seven hours of nightly sleep. Risk behaviors are the most critical intervention points as they can help save lives and drastically improve health outcomes later in life. Each measure is calculated as the rate of respondents participating in a high level of risk behavior. The exact cutoff points for the behavior depend on the health area. The link below includes more information about each variable.

<https://www.cdc.gov/places/measure-definitions/unhealthy-behaviors/index.html>

## Binge Drinking

Tripoli has a crude rate of 20.1% for binge drinking among adults aged  $\geq 18$  years, which ranks 572nd out of 958 Iowa communities (86th out of 138 small communities). The age-adjusted rate for Tripoli is 22.8%, which ranks 686th out of 905 Iowa communities (102nd out of 138 small communities).

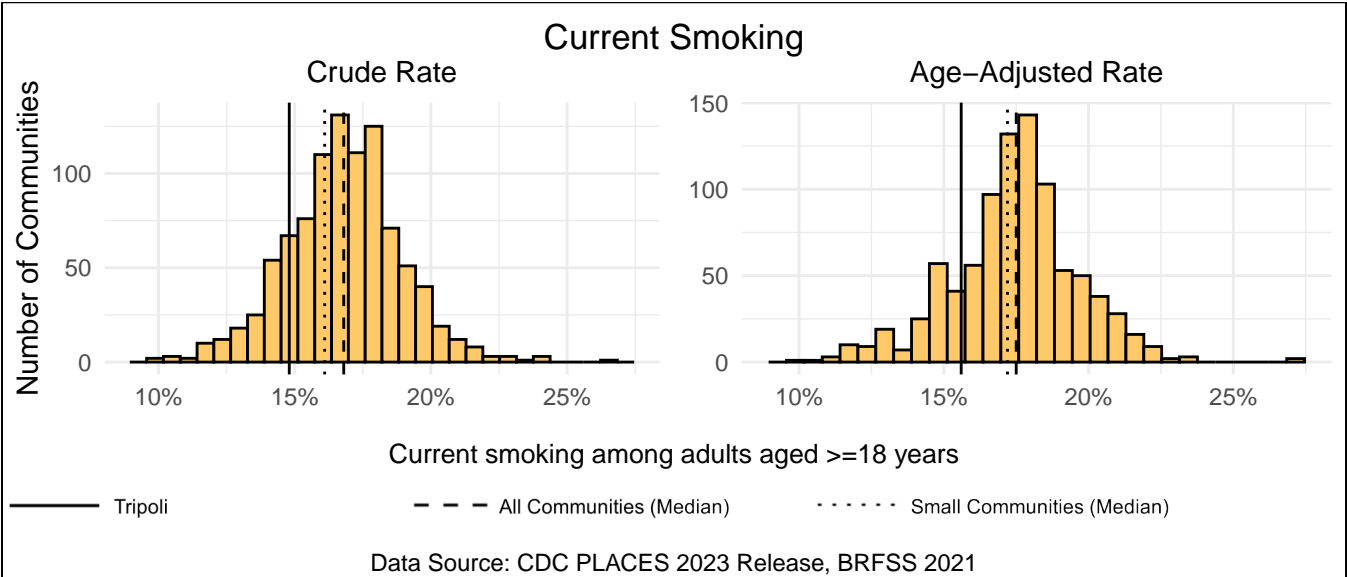
Measure Type	Tripoli	All Comm.	Small Comm.
Crude	20.1%	19.5%	19.1%
Age-Adjusted	22.8%	22.0%	22.1%



# Current Smoking

Tripoli has a crude rate of 14.8% for current smoking among adults aged >=18 years, which ranks 153rd out of 958 Iowa communities (29th out of 138 small communities). The age-adjusted rate for Tripoli is 15.6%, which ranks 161st out of 905 Iowa communities (31st out of 138 small communities).

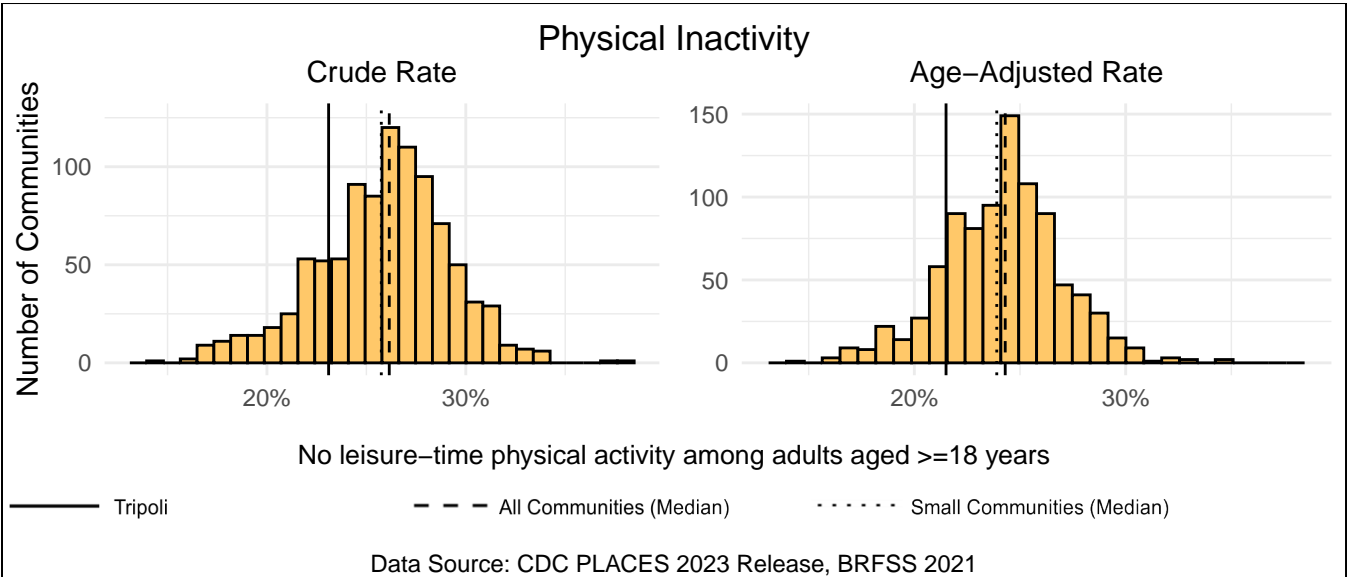
Measure Type	Tripoli	All Comm.	Small Comm.
Crude	14.8%	16.8%	16.1%
Age-Adjusted	15.6%	17.5%	17.2%



# Physical Inactivity

Tripoli has a crude rate of 23.1% for no leisure-time physical activity among adults aged >=18 years, which ranks 185th out of 958 Iowa communities (34th out of 138 small communities). The age-adjusted rate for Tripoli is 21.5%, which ranks 134th out of 905 Iowa communities (26th out of 138 small communities).

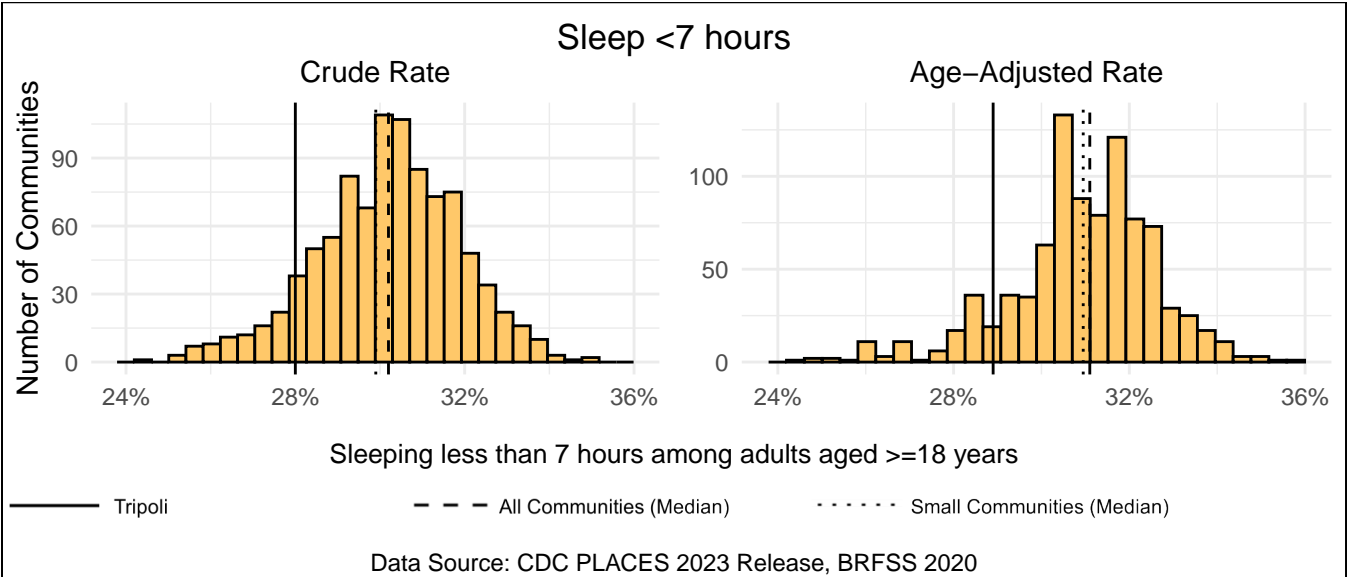
Measure Type	Tripoli	All Comm.	Small Comm.
Crude	23.1%	26.1%	25.8%
Age-Adjusted	21.5%	24.3%	23.9%



### Sleep <7 hours

Tripoli has a crude rate of 28.0% for sleeping less than 7 hours among adults aged  $\geq 18$  years, which ranks 92nd out of 958 Iowa communities (20th out of 138 small communities). The age-adjusted rate for Tripoli is 28.9%, which ranks 98th out of 905 Iowa communities (17th out of 138 small communities).

Measure Type	Tripoli	All Comm.	Small Comm.
Crude	28.0%	30.2%	29.9%
Age-Adjusted	28.9%	31.1%	31.0%



# Health Outcomes

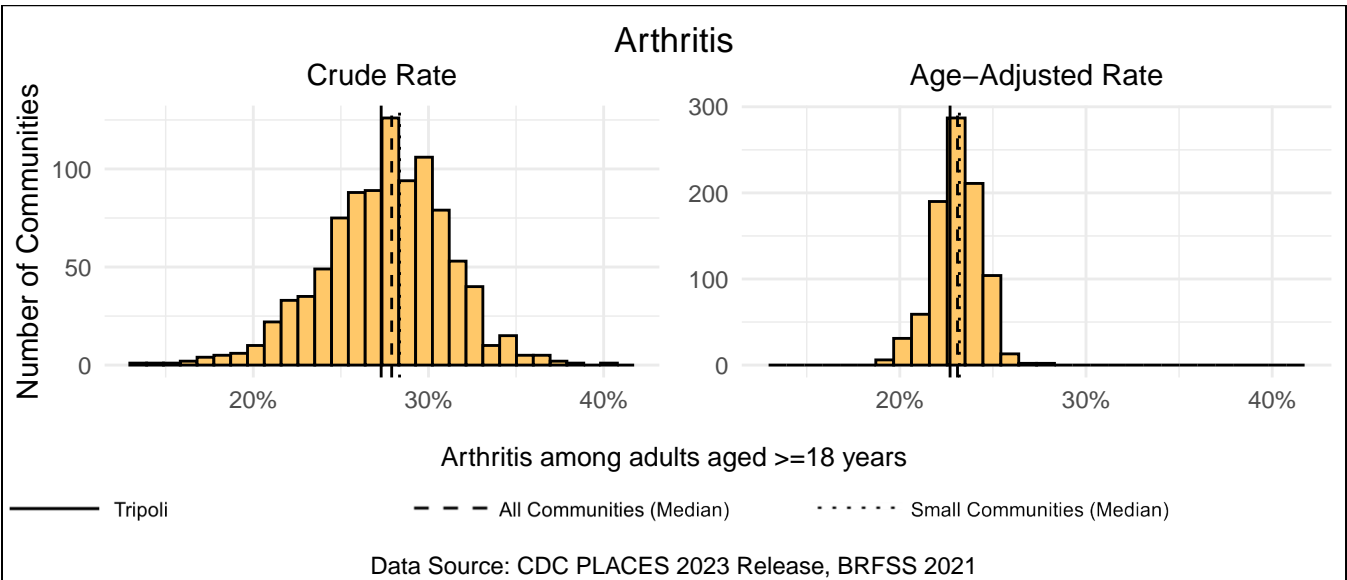
This section includes measures about specific health outcomes such as chronic illness, mental health conditions, and risk factors for future disease. Health outcome measures include but are not limited to arthritis, high blood pressure, cancer, depression, and obesity. Each measure is the percentage of respondents reporting receiving the diagnosis by a doctor, nurse, or other health professional. The link below includes more information about each variable.

<https://www.cdc.gov/places/measure-definitions/health-outcomes/index.html>

## Arthritis

Tripoli has a crude rate of 27.3% for arthritis among adults aged  $\geq 18$  years, which ranks 414th out of 958 Iowa communities (53rd out of 138 small communities). The age-adjusted rate for Tripoli is 22.7%, which ranks 321st out of 905 Iowa communities (48th out of 138 small communities).

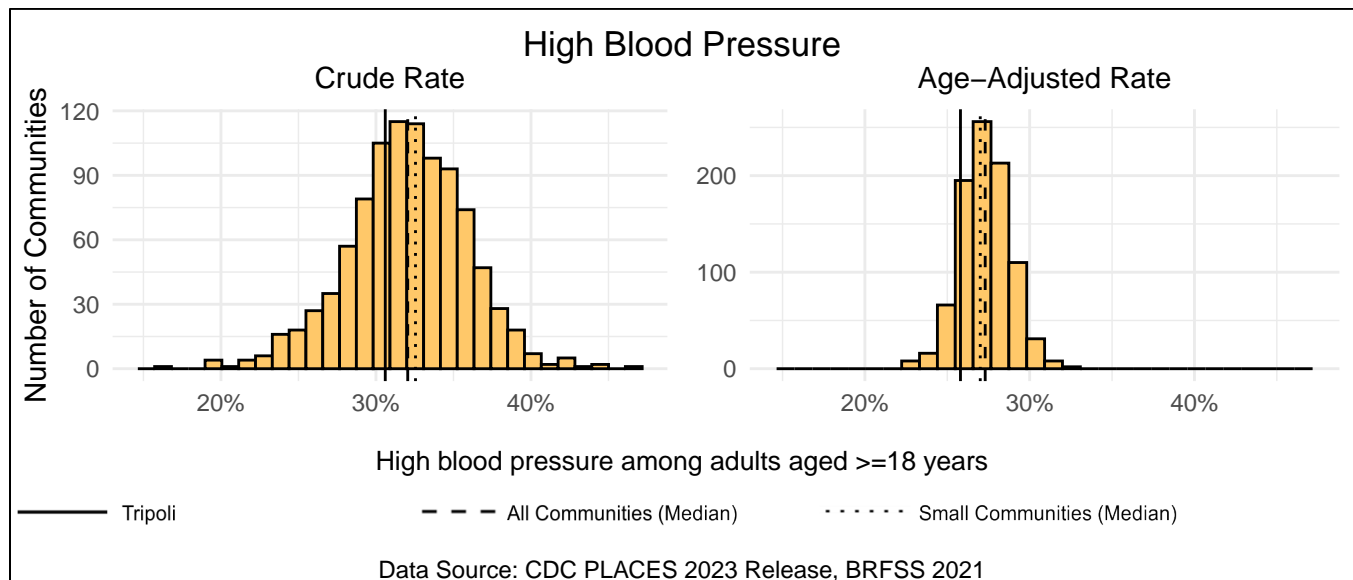
Measure Type	Tripoli	All Comm.	Small Comm.
Crude	27.3%	27.9%	28.4%
Age-Adjusted	22.7%	23.1%	23.2%



## High Blood Pressure

Tripoli has a crude rate of 30.6% for high blood pressure among adults aged  $\geq 18$  years, which ranks 317th out of 958 Iowa communities (42nd out of 138 small communities). The age-adjusted rate for Tripoli is 25.8%, which ranks 124th out of 905 Iowa communities (24th out of 138 small communities).

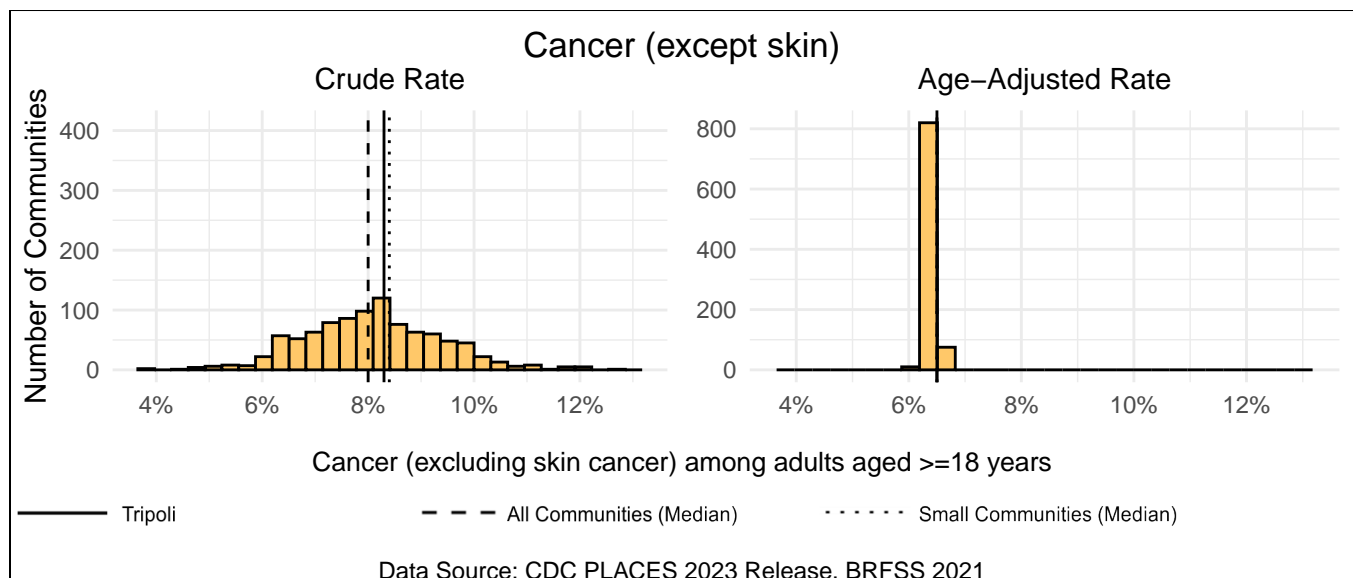
Measure Type	Tripoli	All Comm.	Small Comm.
Crude	30.6%	32.0%	32.5%
Age-Adjusted	25.8%	27.3%	27.0%



## Cancer (except skin)

Tripoli has a crude rate of 8.3% for cancer (excluding skin cancer) among adults aged  $\geq 18$  years, which ranks 544th out of 958 Iowa communities (62nd out of 138 small communities). The age-adjusted rate for Tripoli is 6.5%, which ranks 418th out of 905 Iowa communities (41st out of 138 small communities).

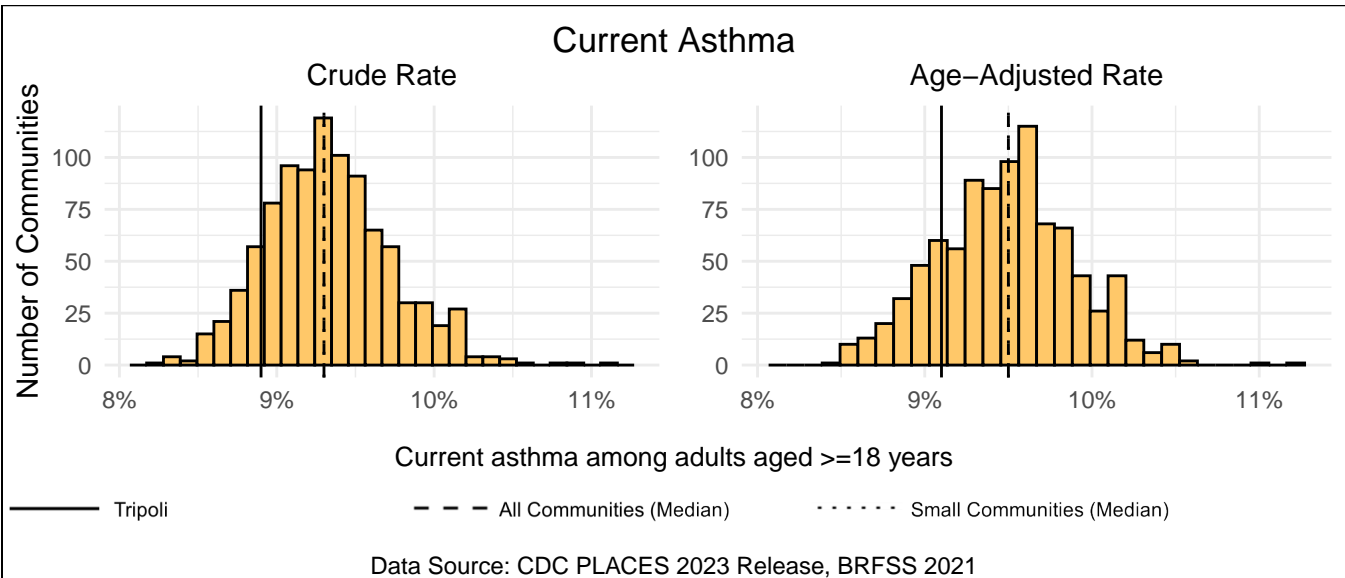
Measure Type	Tripoli	All Comm.	Small Comm.
Crude	8.3%	8.0%	8.4%
Age-Adjusted	6.5%	6.5%	6.5%



## Current Asthma

Tripoli has a crude rate of 8.9% for current asthma among adults aged  $\geq 18$  years, which ranks 80th out of 958 Iowa communities (11th out of 138 small communities). The age-adjusted rate for Tripoli is 9.1%, which ranks 125th out of 905 Iowa communities (17th out of 138 small communities).

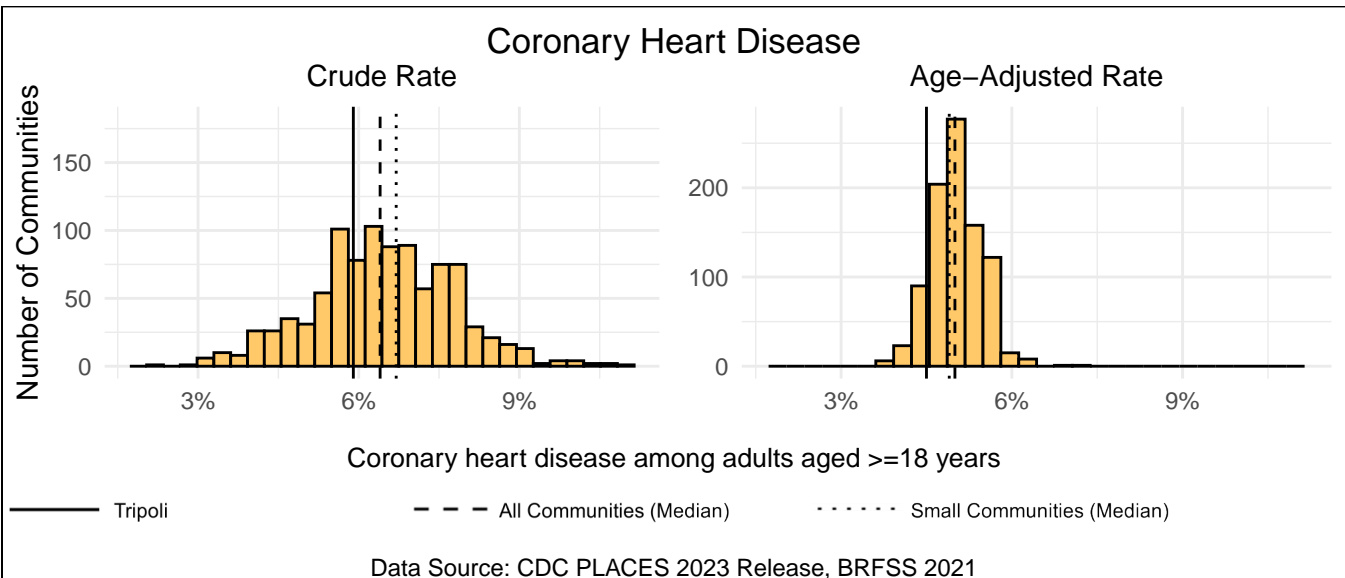
Measure Type	Tripoli	All Comm.	Small Comm.
Crude	8.9%	9.3%	9.3%
Age-Adjusted	9.1%	9.5%	9.5%



## Coronary Heart Disease

Tripoli has a crude rate of 5.9% for coronary heart disease among adults aged  $\geq 18$  years, which ranks 300th out of 958 Iowa communities (44th out of 138 small communities). The age-adjusted rate for Tripoli is 4.5%, which ranks 78th out of 905 Iowa communities (14th out of 138 small communities).

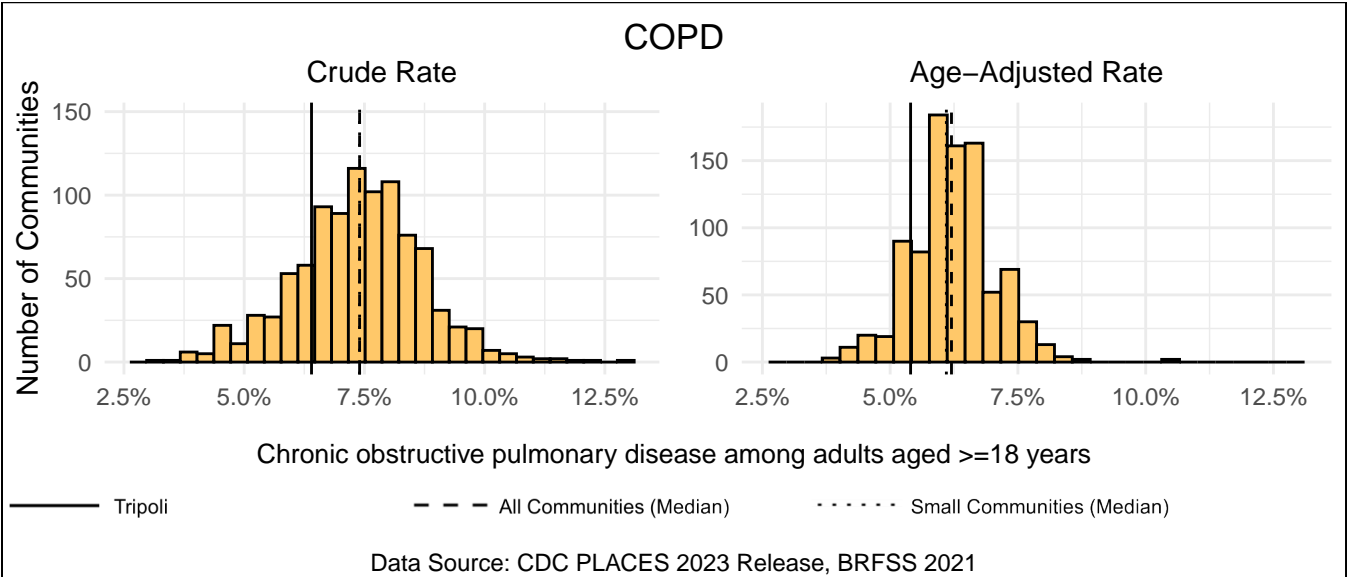
Measure Type	Tripoli	All Comm.	Small Comm.
Crude	5.9%	6.4%	6.7%
Age-Adjusted	4.5%	5.0%	4.9%



# COPD

Tripoli has a crude rate of 6.4% for chronic obstructive pulmonary disease among adults aged >=18 years, which ranks 192nd out of 958 Iowa communities (33rd out of 138 small communities). The age-adjusted rate for Tripoli is 5.4%, which ranks 120th out of 905 Iowa communities (21st out of 138 small communities).

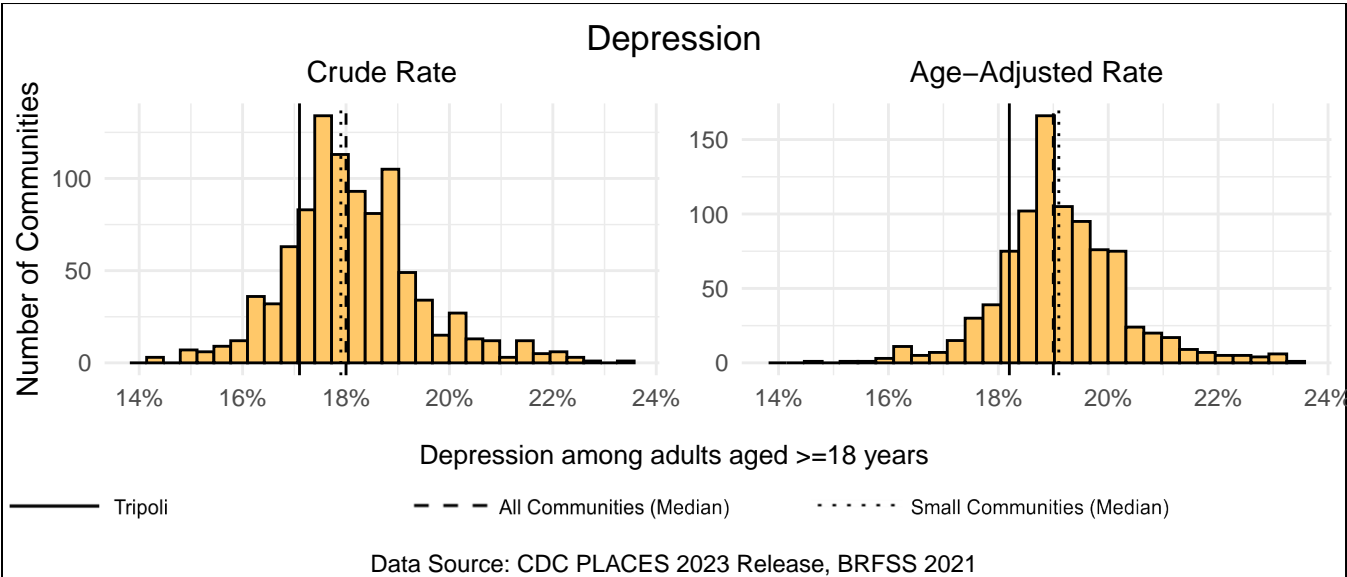
Measure Type	Tripoli	All Comm.	Small Comm.
Crude	6.4%	7.4%	7.4%
Age-Adjusted	5.4%	6.2%	6.1%



# Depression

Tripoli has a crude rate of 17.1% for depression among adults aged >=18 years, which ranks 169th out of 958 Iowa communities (29th out of 138 small communities). The age-adjusted rate for Tripoli is 18.2%, which ranks 138th out of 905 Iowa communities (14th out of 138 small communities).

Measure Type	Tripoli	All Comm.	Small Comm.
Crude	17.1%	18.0%	17.9%
Age-Adjusted	18.2%	19.0%	19.1%

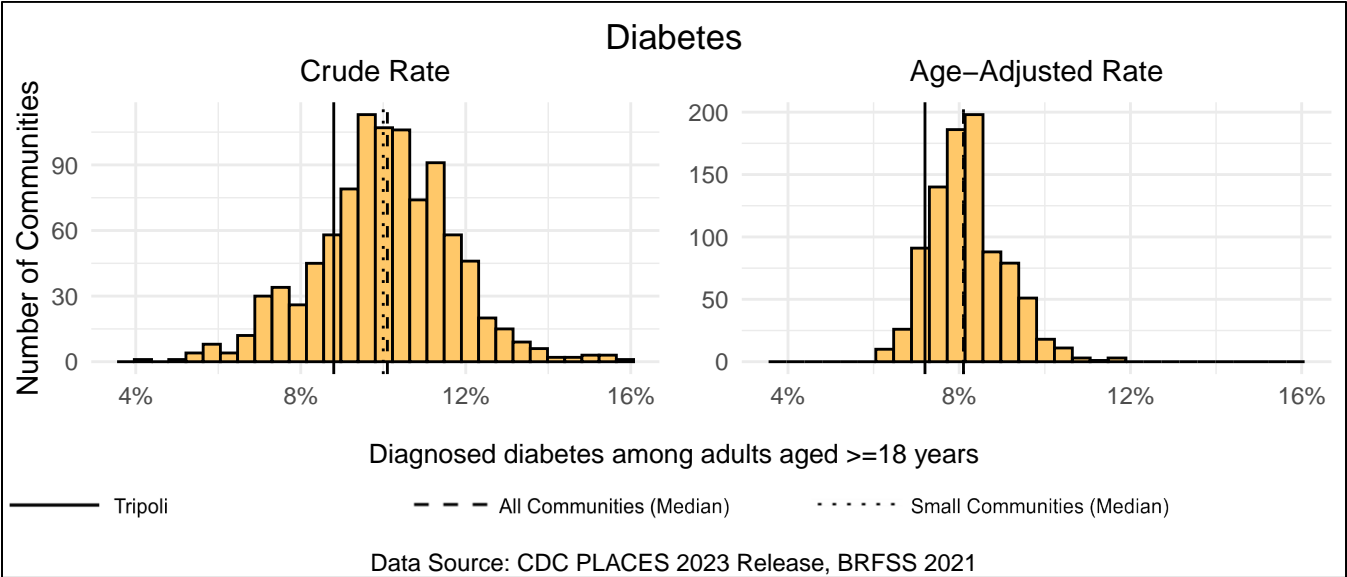




# Diabetes

Tripoli has a crude rate of 8.8% for diagnosed diabetes among adults aged >=18 years, which ranks 196th out of 958 Iowa communities (36th out of 138 small communities). The age-adjusted rate for Tripoli is 7.2%, which ranks 77th out of 905 Iowa communities (15th out of 138 small communities).

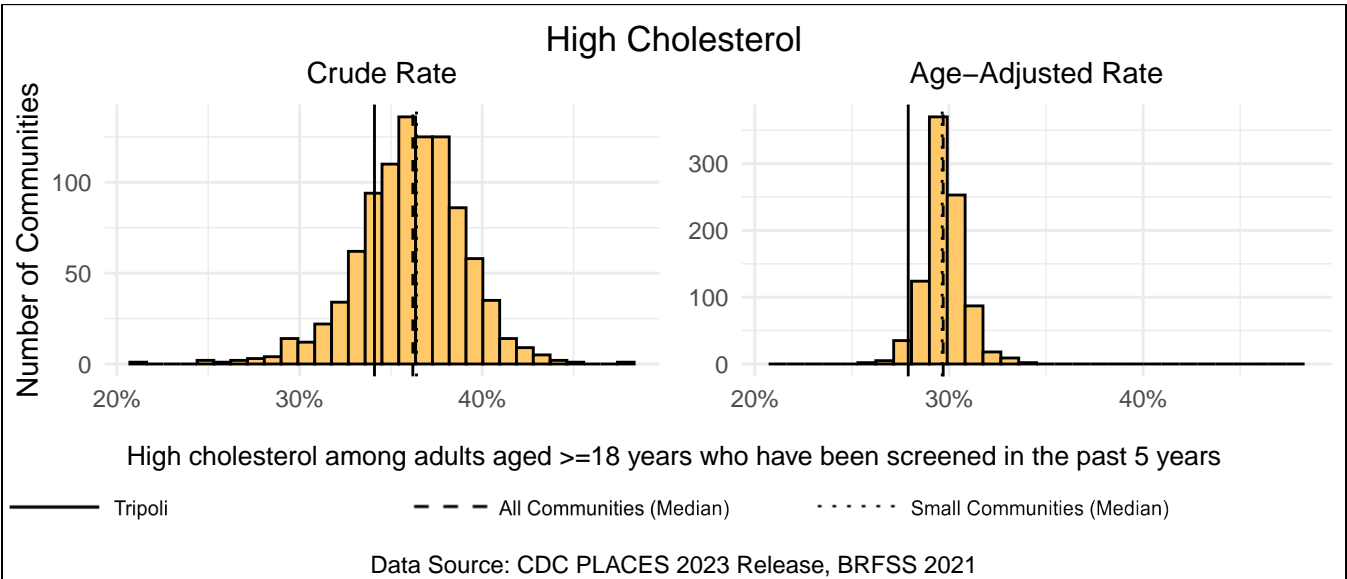
Measure Type	Tripoli	All Comm.	Small Comm.
Crude	8.8%	10.1%	10.0%
Age-Adjusted	7.2%	8.1%	8.1%



# High Cholesterol

Tripoli has a crude rate of 34.1% for high cholesterol among adults aged >=18 years who have been screened in the past 5 years, which ranks 207th out of 958 Iowa communities (33rd out of 138 small communities). The age-adjusted rate for Tripoli is 27.9%, which ranks 28th out of 905 Iowa communities (7th out of 138 small communities).

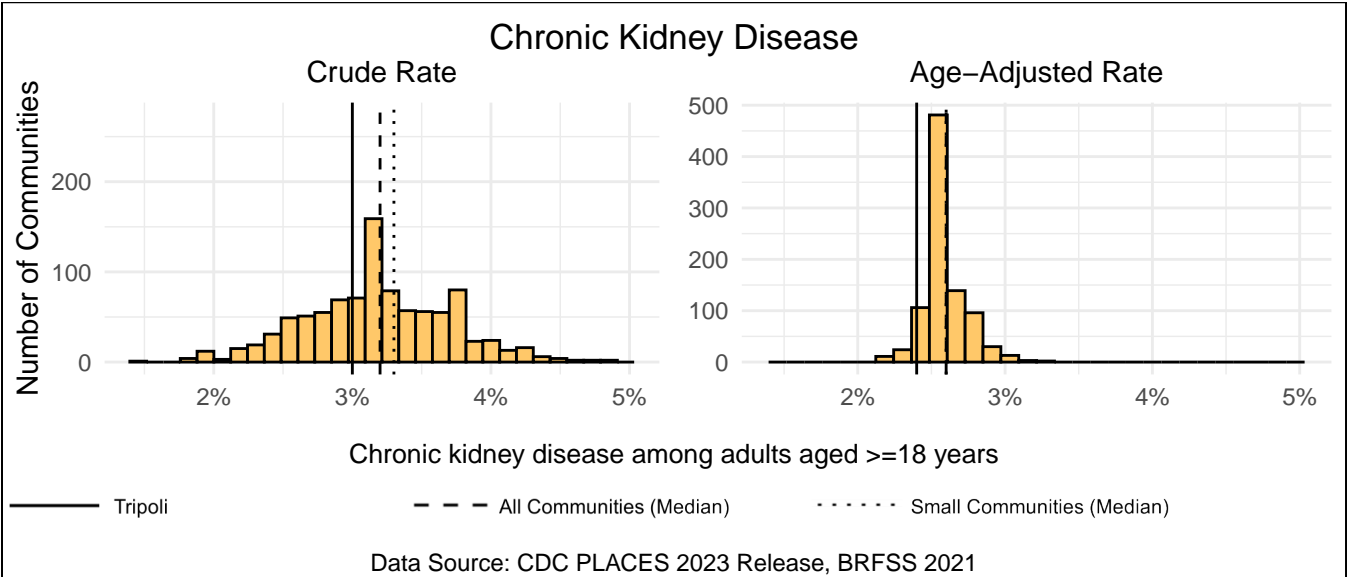
Measure Type	Tripoli	All Comm.	Small Comm.
Crude	34.1%	36.2%	36.4%
Age-Adjusted	27.9%	29.7%	29.6%



# Chronic Kidney Disease

Tripoli has a crude rate of 3.0% for chronic kidney disease among adults aged  $\geq 18$  years, which ranks 310th out of 958 Iowa communities (41st out of 138 small communities). The age-adjusted rate for Tripoli is 2.4%, which ranks 36th out of 905 Iowa communities (8th out of 138 small communities).

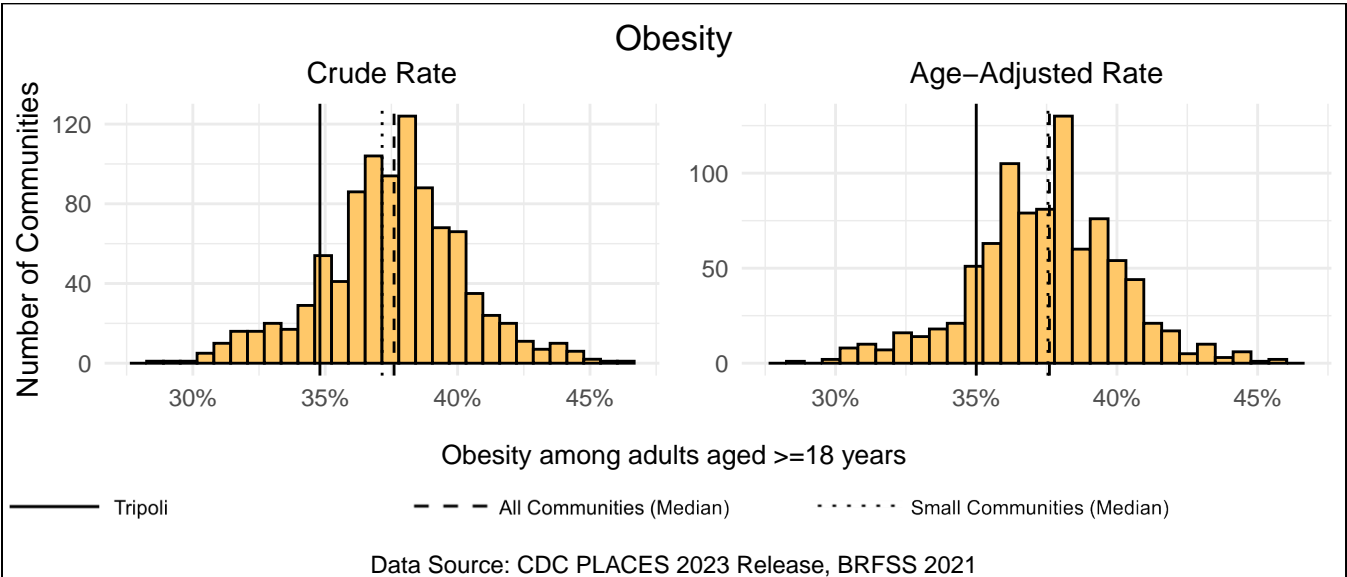
Measure Type	Tripoli	All Comm.	Small Comm.
Crude	3.0%	3.2%	3.3%
Age-Adjusted	2.4%	2.6%	2.6%



# Obesity

Tripoli has a crude rate of 34.8% for obesity among adults aged  $\geq 18$  years, which ranks 123rd out of 958 Iowa communities (22nd out of 138 small communities). The age-adjusted rate for Tripoli is 35.0%, which ranks 119th out of 905 Iowa communities (19th out of 138 small communities).

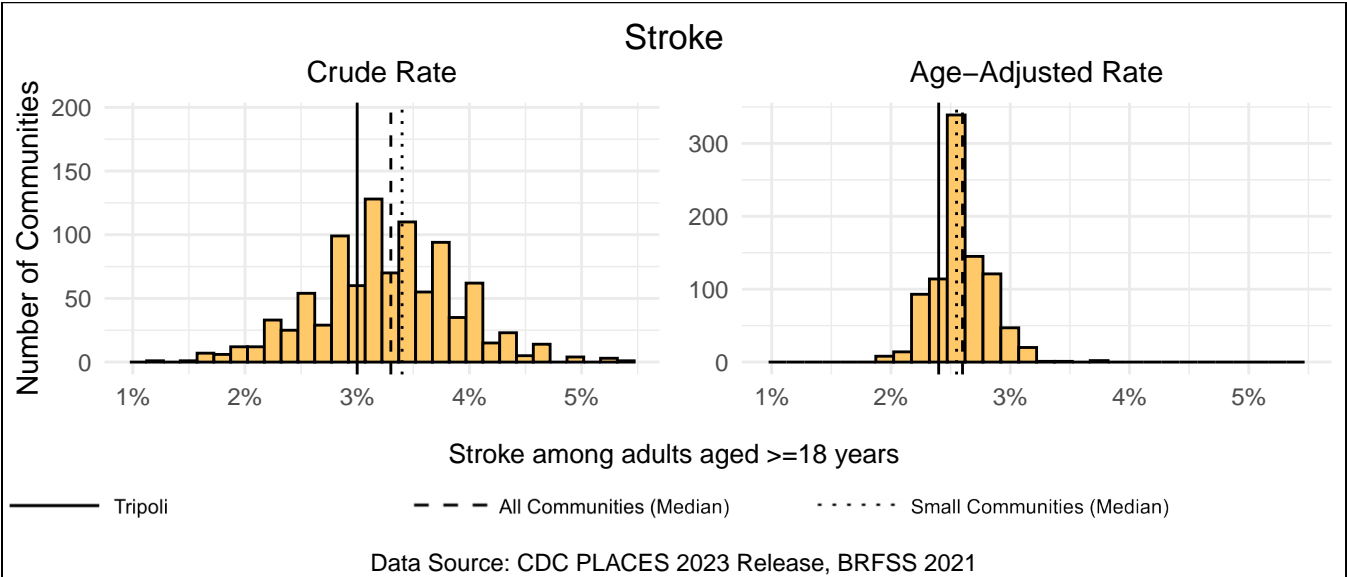
Measure Type	Tripoli	All Comm.	Small Comm.
Crude	34.8%	37.6%	37.2%
Age-Adjusted	35.0%	37.6%	37.5%



# Stroke

Tripoli has a crude rate of 3.0% for stroke among adults aged >=18 years, which ranks 280th out of 958 Iowa communities (41st out of 138 small communities). The age-adjusted rate for Tripoli is 2.4%, which ranks 116th out of 905 Iowa communities (20th out of 138 small communities).

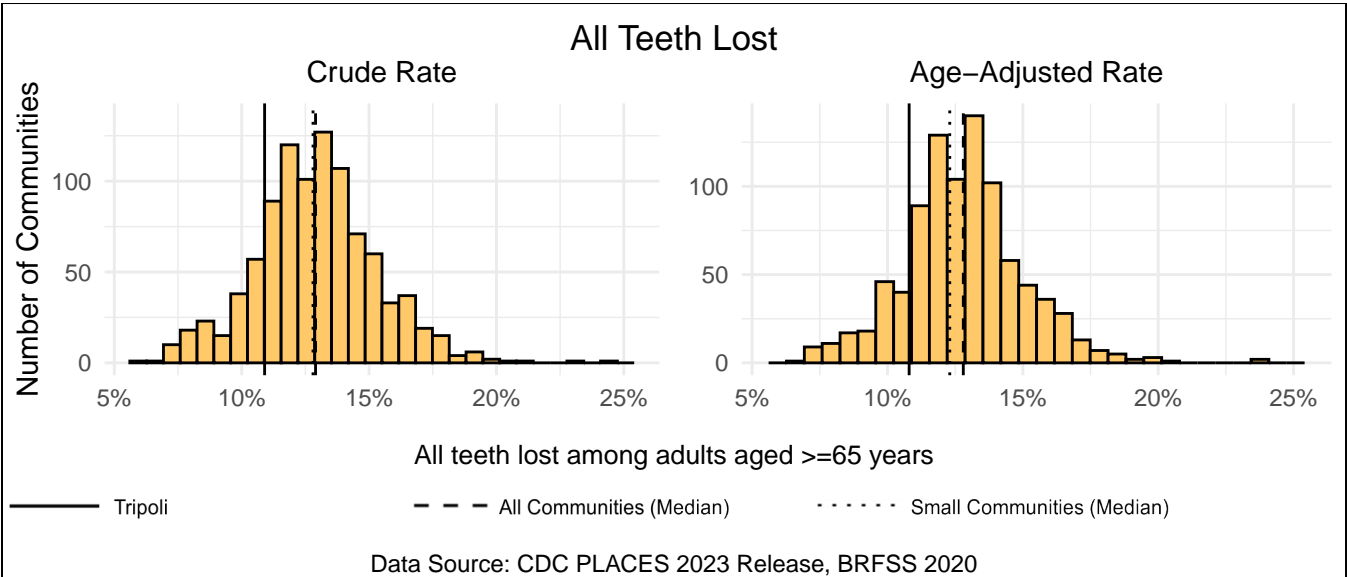
Measure Type	Tripoli	All Comm.	Small Comm.
Crude	3.0%	3.3%	3.4%
Age-Adjusted	2.4%	2.6%	2.5%



# All Teeth Lost

Tripoli has a crude rate of 10.9% for all teeth lost among adults aged >=65 years, which ranks 164th out of 958 Iowa communities (24th out of 138 small communities). The age-adjusted rate for Tripoli is 10.8%, which ranks 135th out of 905 Iowa communities (27th out of 138 small communities).

Measure Type	Tripoli	All Comm.	Small Comm.
Crude	10.9%	12.9%	12.8%
Age-Adjusted	10.8%	12.8%	12.3%



# Prevention

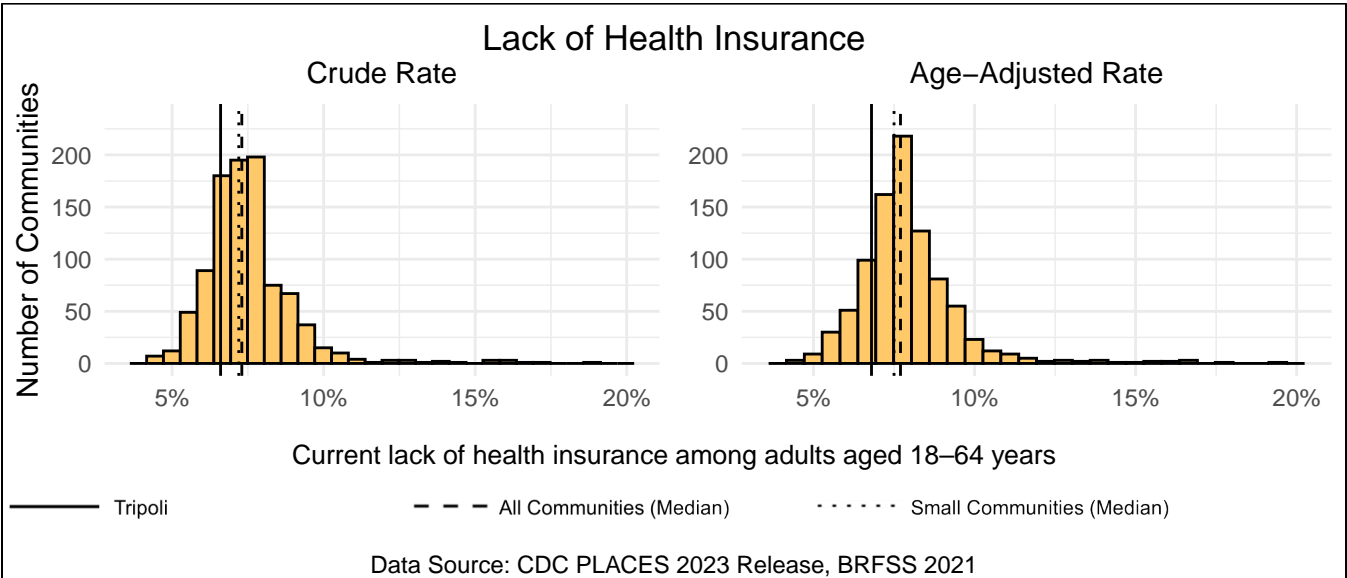
Preventive measures are another practical intervention point for public health professionals as they allow for the early detection of health conditions and improve overall treatment efficacy. This section includes a review of your community’s prevention measures, including preventive screenings and doctor visits. Besides the measure for lack of health insurance, all measures in this section are positive, where a higher rate is a strength for your community. The link below includes more information about each variable.

<https://www.cdc.gov/places/measure-definitions/prevention/index.html>

## Lack of Health Insurance

Tripoli has a crude rate of 6.6% for current lack of health insurance among adults aged 18–64 years, which ranks 196th out of 958 Iowa communities (32nd out of 138 small communities). The age-adjusted rate for Tripoli is 6.8%, which ranks 143rd out of 905 Iowa communities (30th out of 138 small communities).

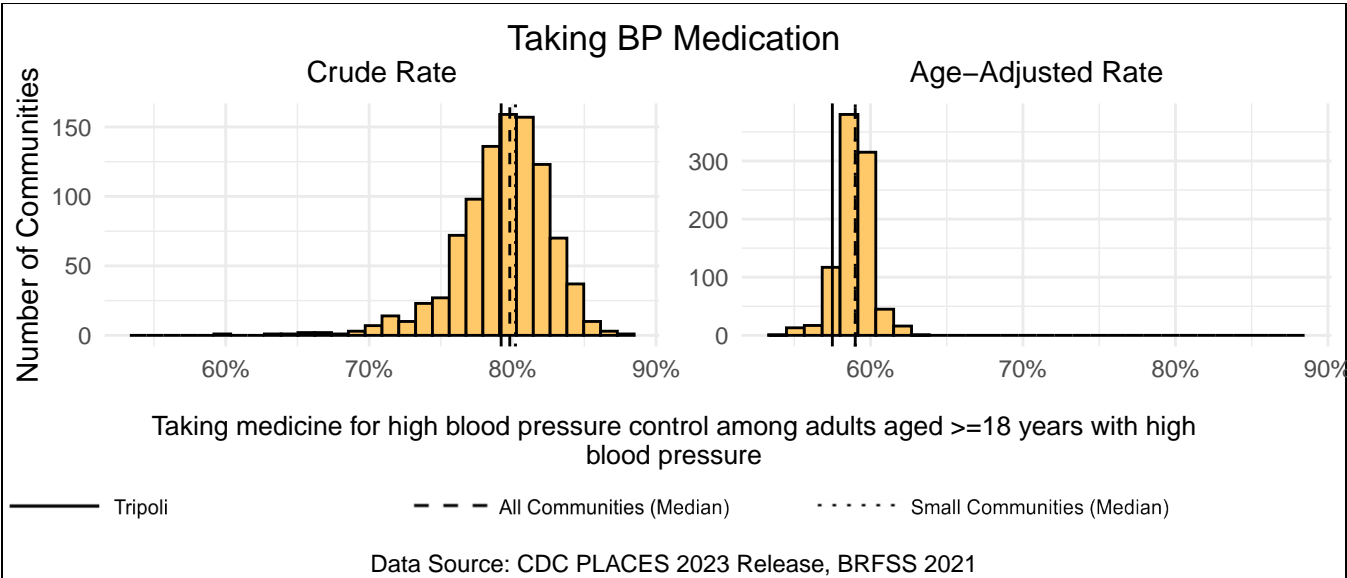
Measure Type	Tripoli	All Comm.	Small Comm.
Crude	6.6%	7.3%	7.2%
Age-Adjusted	6.8%	7.7%	7.5%



# Taking BP Medication

Tripoli has a crude rate of 79.2% for taking medicine for high blood pressure control among adults aged  $\geq 18$  years with high blood pressure, which ranks 535th out of 958 Iowa communities (86th out of 138 small communities). The age-adjusted rate for Tripoli is 57.5%, which ranks 830th out of 905 Iowa communities (125th out of 138 small communities).

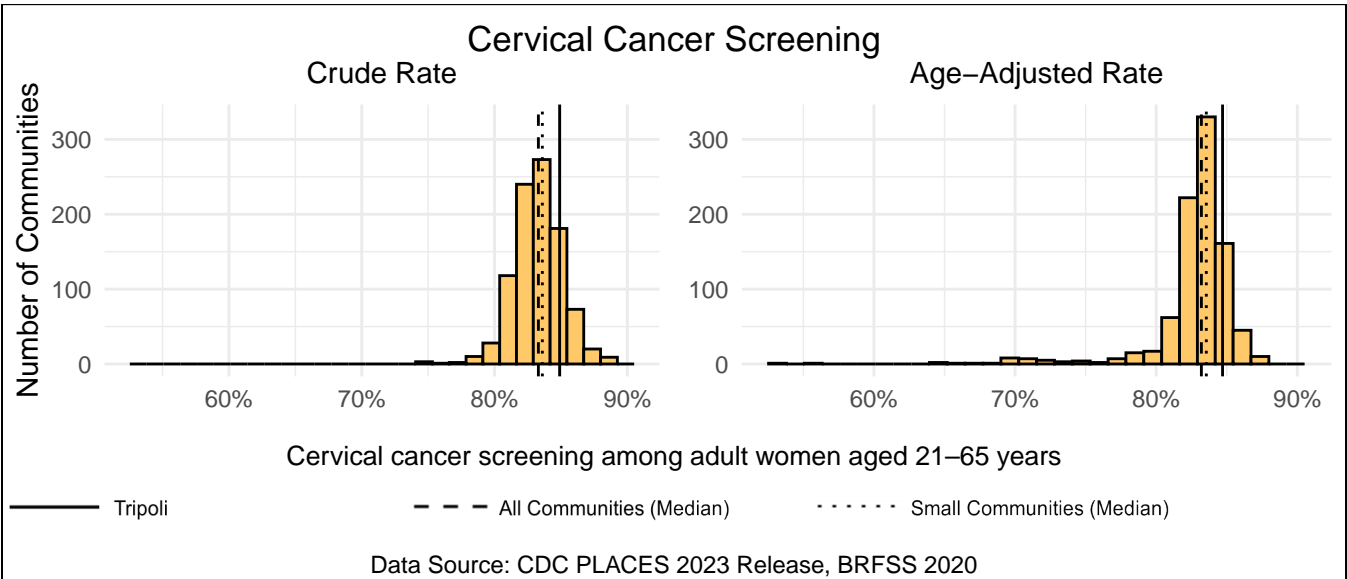
Measure Type	Tripoli	All Comm.	Small Comm.
Crude	79.2%	79.8%	80.2%
Age-Adjusted	57.5%	59.0%	59.0%



# Cervical Cancer Screening

Tripoli has a crude rate of 84.9% for cervical cancer screening among adult women aged 21–65 years, which ranks 158th out of 958 Iowa communities (28th out of 138 small communities). The age-adjusted rate for Tripoli is 84.7%, which ranks 126th out of 905 Iowa communities (29th out of 138 small communities).

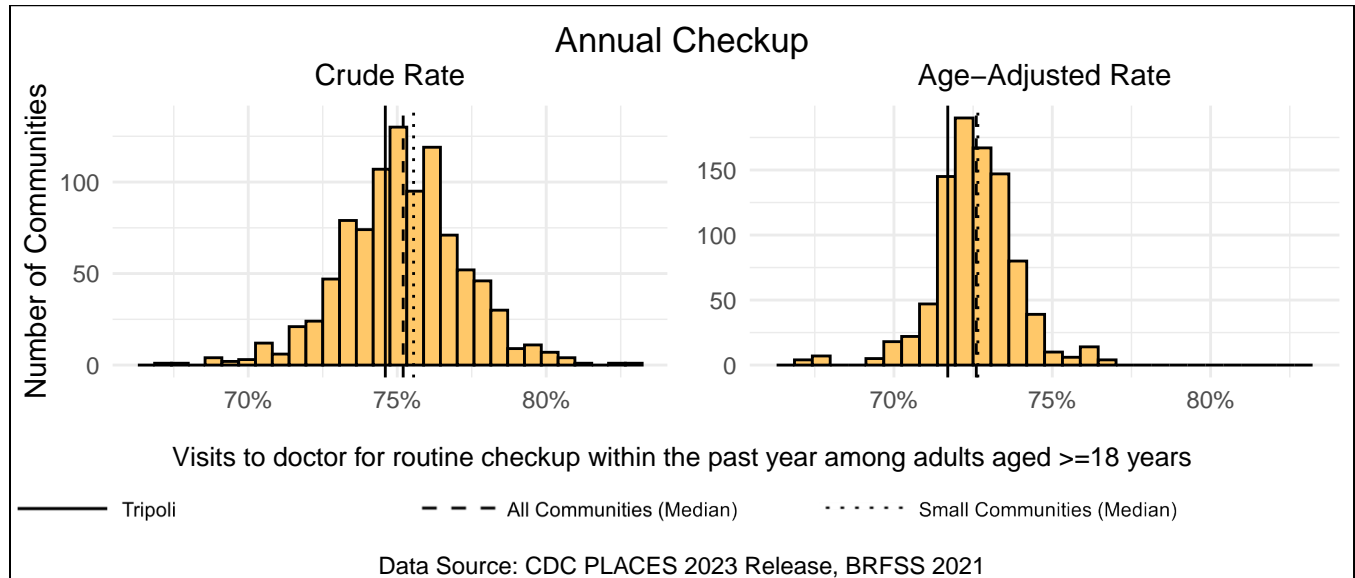
Measure Type	Tripoli	All Comm.	Small Comm.
Crude	84.9%	83.3%	83.6%
Age-Adjusted	84.7%	83.2%	83.5%



## Annual Checkup

Tripoli has a crude rate of 74.6% for visits to doctor for routine checkup within the past year among adults aged  $\geq 18$  years, which ranks 596th out of 958 Iowa communities (99th out of 138 small communities). The age-adjusted rate for Tripoli is 71.7%, which ranks 720th out of 905 Iowa communities (119th out of 138 small communities).

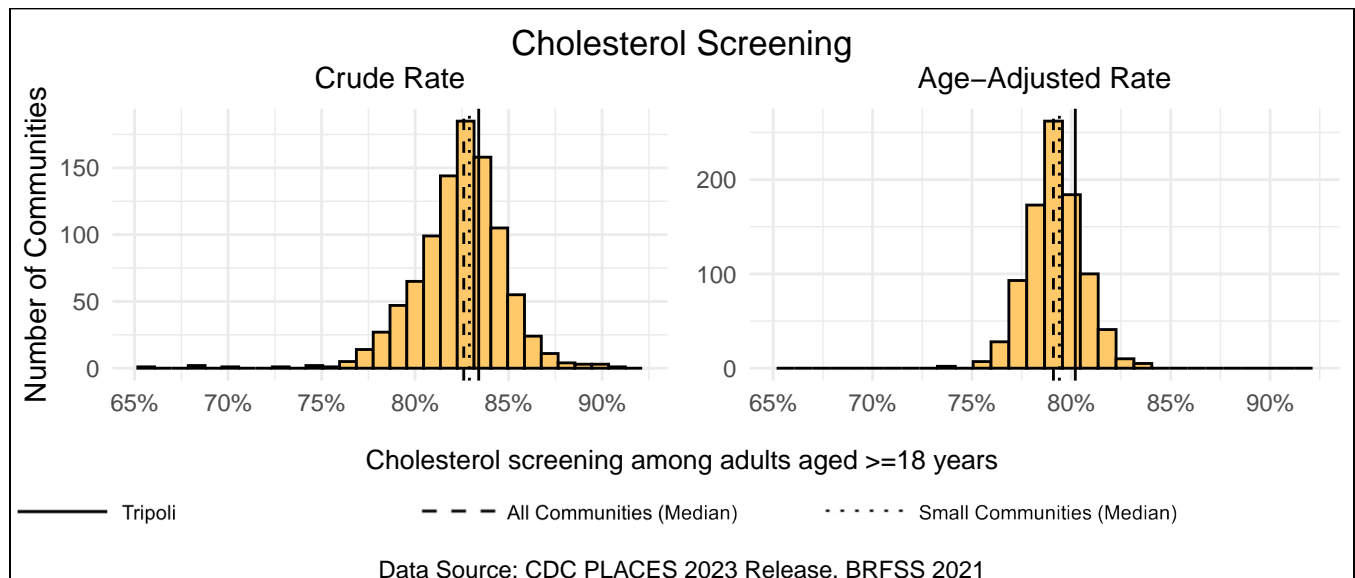
Measure Type	Tripoli	All Comm.	Small Comm.
Crude	74.6%	75.2%	75.5%
Age-Adjusted	71.7%	72.6%	72.6%



## Cholesterol Screening

Tripoli has a crude rate of 83.4% for cholesterol screening among adults aged  $\geq 18$  years, which ranks 317th out of 958 Iowa communities (51st out of 138 small communities). The age-adjusted rate for Tripoli is 80.2%, which ranks 199th out of 905 Iowa communities (39th out of 138 small communities).

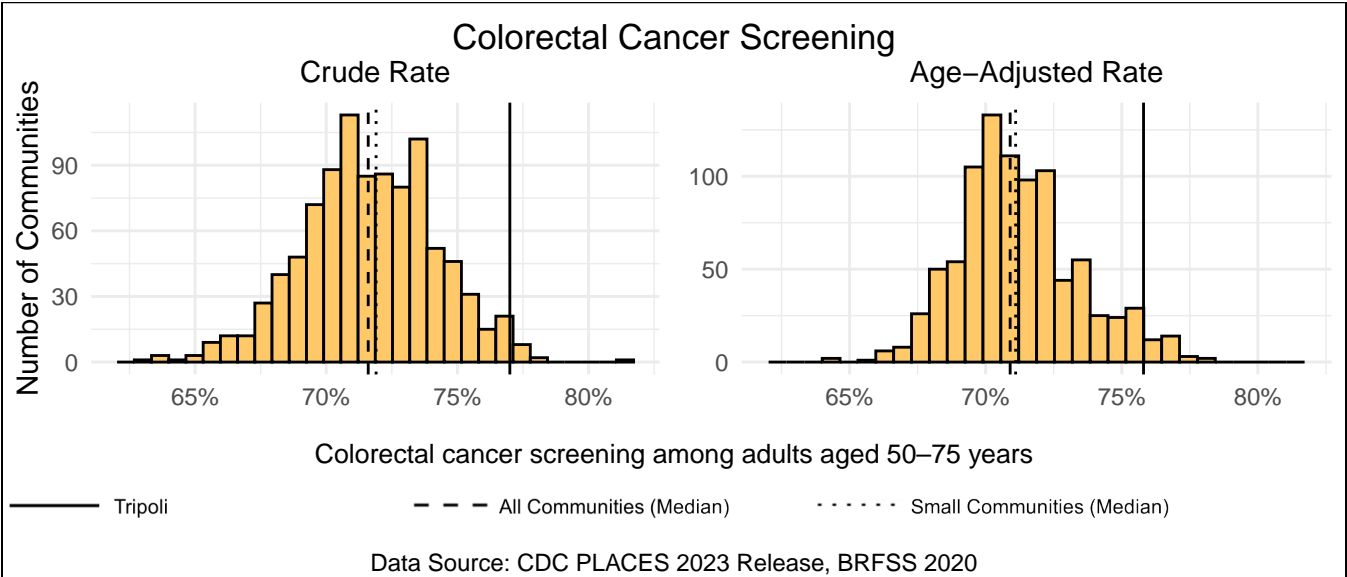
Measure Type	Tripoli	All Comm.	Small Comm.
Crude	83.4%	82.6%	82.9%
Age-Adjusted	80.2%	79.1%	79.4%



### Colorectal Cancer Screening

Tripoli has a crude rate of 77.0% for colorectal cancer screening among adults aged 50–75 years, which ranks 15th out of 958 Iowa communities (2nd out of 138 small communities). The age-adjusted rate for Tripoli is 75.8%, which ranks 32nd out of 905 Iowa communities (8th out of 138 small communities).

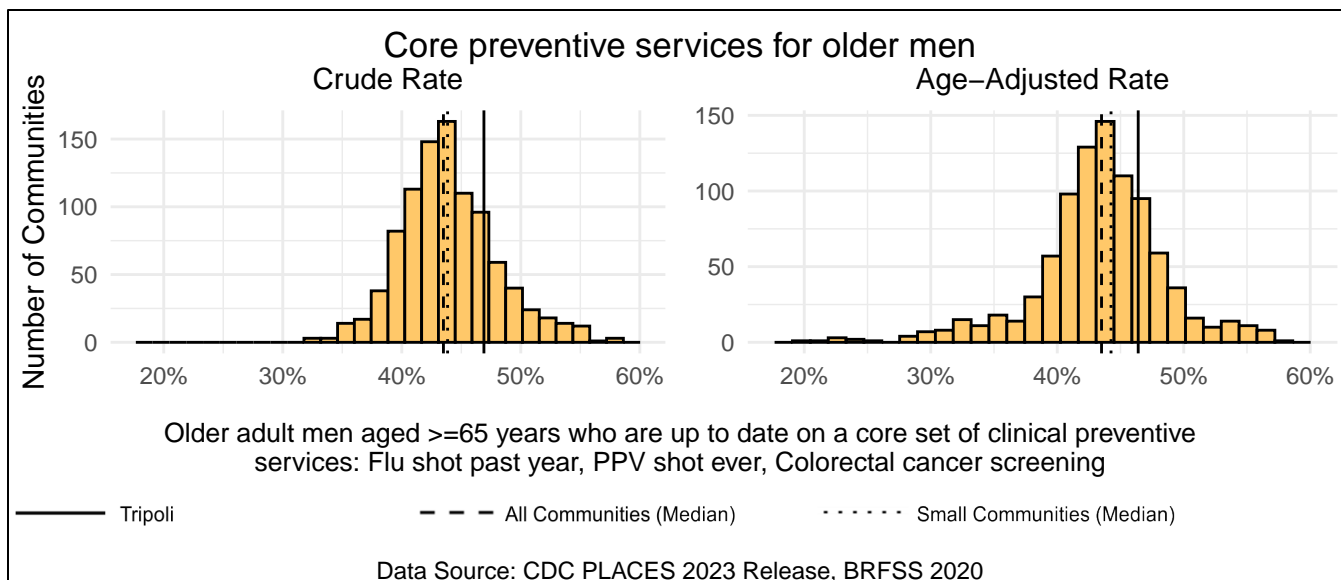
Measure Type	Tripoli	All Comm.	Small Comm.
Crude	77.0%	71.6%	71.9%
Age-Adjusted	75.8%	70.9%	71.1%



### Core preventive services for older men

Tripoli has a crude rate of 46.9% for older adult men aged ≥65 years who are up to date on a core set of clinical preventive services: flu shot past year, ppv shot ever, colorectal cancer screening, which ranks 198th out of 958 Iowa communities (26th out of 138 small communities). The age-adjusted rate for Tripoli is 46.4%, which ranks 217th out of 905 Iowa communities (36th out of 138 small communities).

Measure Type	Tripoli	All Comm.	Small Comm.
Crude	46.9%	43.5%	43.8%
Age-Adjusted	46.4%	43.5%	44.2%

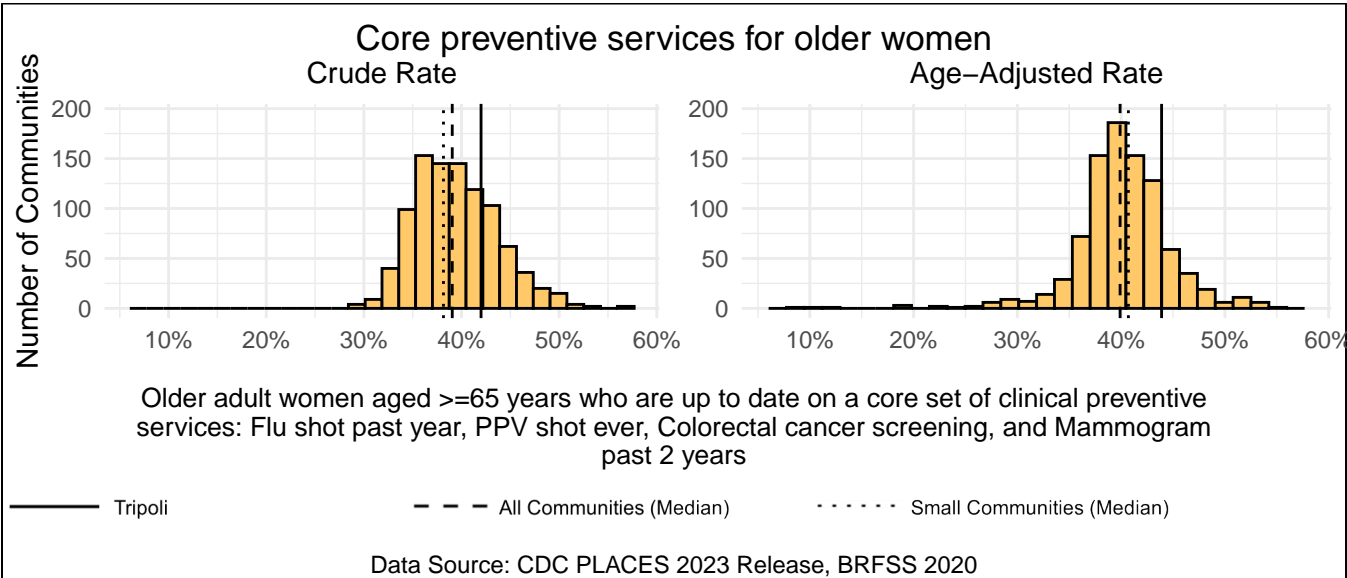




### Core preventive services for older women

Tripoli has a crude rate of 42.0% for older adult women aged  $\geq 65$  years who are up to date on a core set of clinical preventive services: flu shot past year, ppv shot ever, colorectal cancer screening, and mammogram past 2 years, which ranks 250th out of 958 Iowa communities (32nd out of 138 small communities). The age-adjusted rate for Tripoli is 43.9%, which ranks 138th out of 905 Iowa communities (32nd out of 138 small communities).

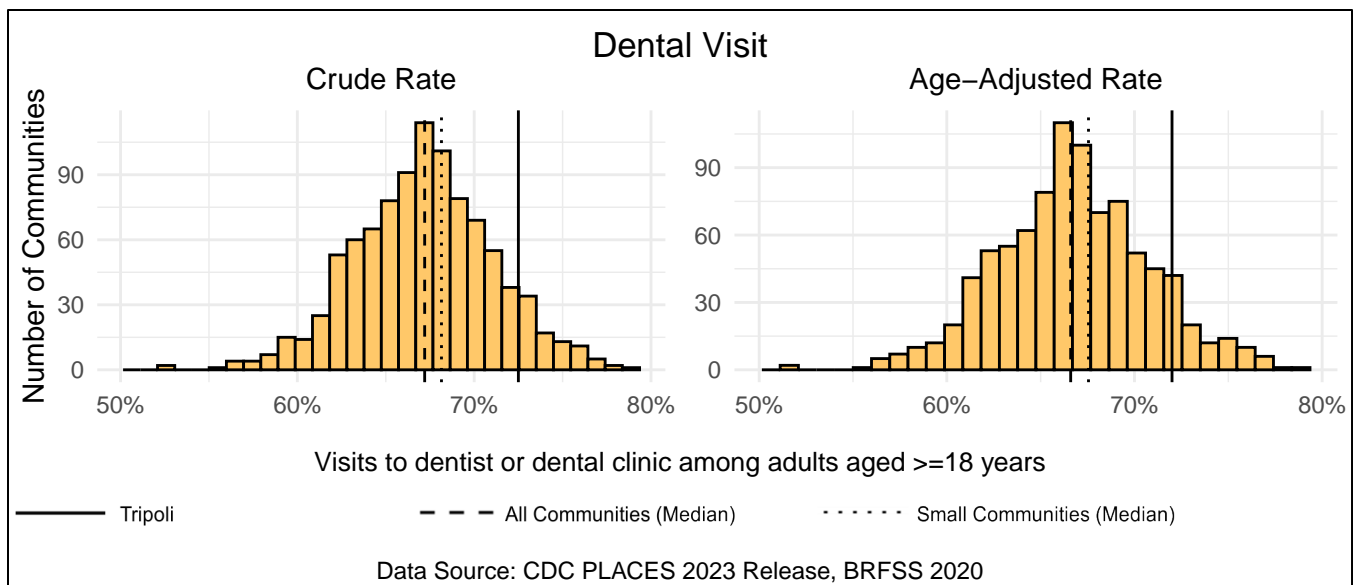
Measure Type	Tripoli	All Comm.	Small Comm.
Crude	42.0%	39.0%	38.2%
Age-Adjusted	43.9%	39.9%	40.7%



### Dental Visit

Tripoli has a crude rate of 72.5% for visits to dentist or dental clinic among adults aged  $\geq 18$  years, which ranks 84th out of 958 Iowa communities (16th out of 138 small communities). The age-adjusted rate for Tripoli is 72.0%, which ranks 82nd out of 905 Iowa communities (18th out of 138 small communities).

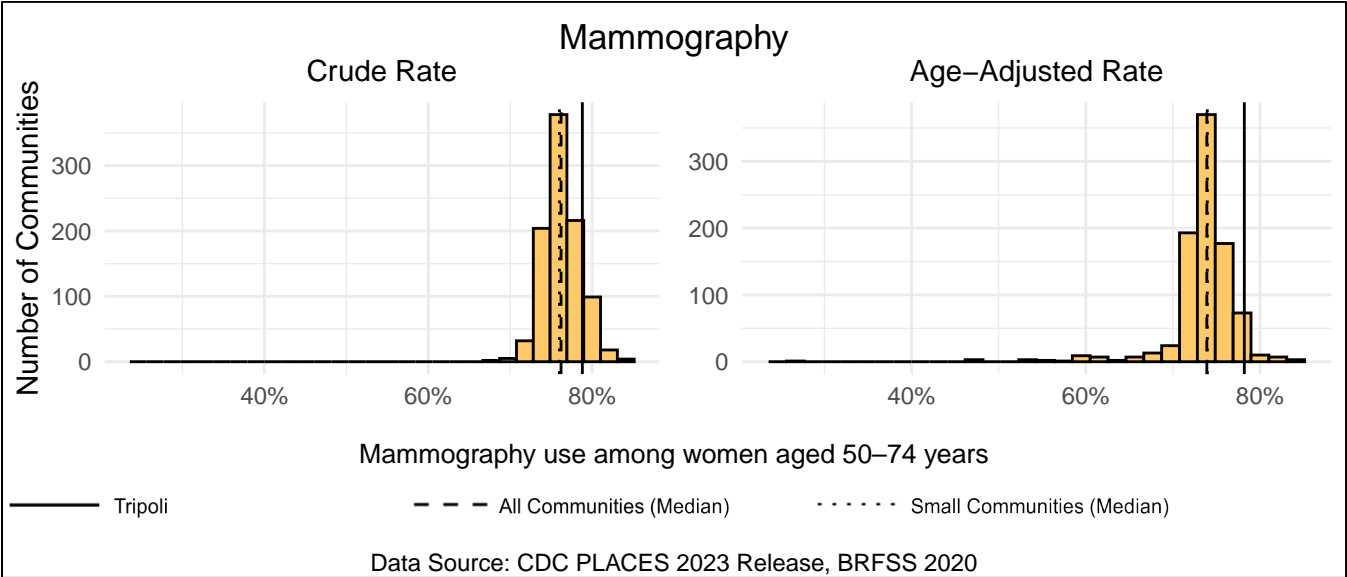
Measure Type	Tripoli	All Comm.	Small Comm.
Crude	72.5%	67.2%	68.2%
Age-Adjusted	72.0%	66.6%	67.5%



# Mammography

Tripoli has a crude rate of 78.8% for mammography use among women aged 50–74 years, which ranks 128th out of 958 Iowa communities (15th out of 138 small communities). The age-adjusted rate for Tripoli is 78.2%, which ranks 42nd out of 905 Iowa communities (9th out of 138 small communities).

Measure Type	Tripoli	All Comm.	Small Comm.
Crude	78.8%	76.2%	76.0%
Age-Adjusted	78.2%	73.9%	74.0%



# Disability

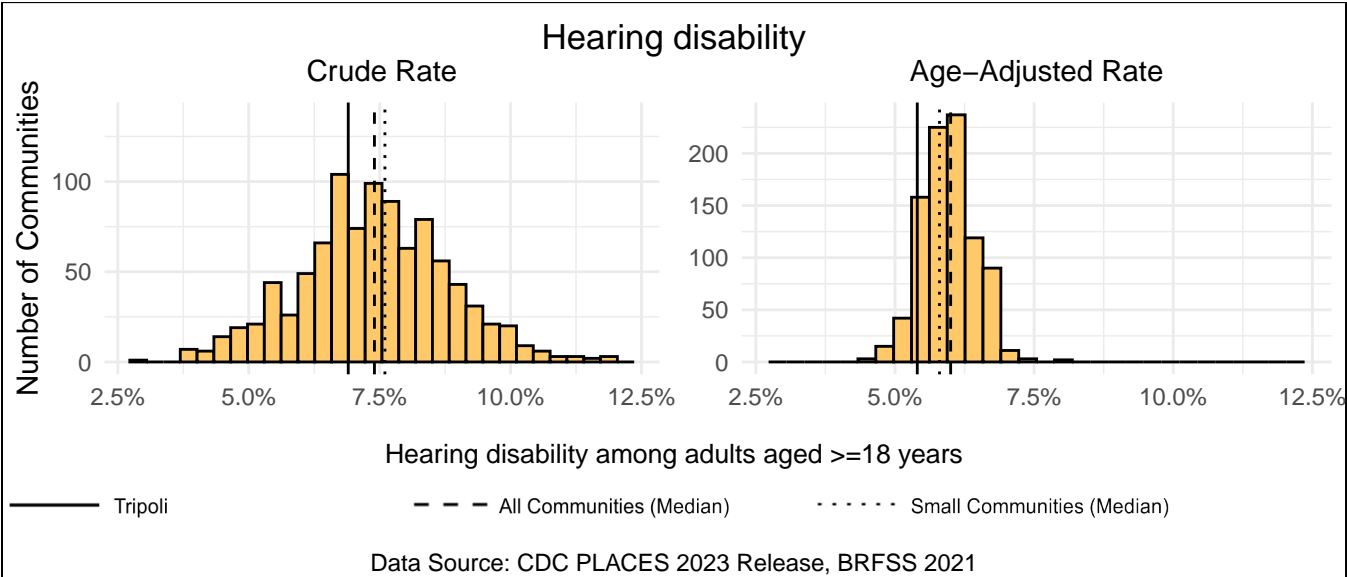
This section includes measures of physical and cognitive disabilities. Respondents were asked to report on six disabilities: hearing, vision, cognition, mobility, self-care, and independent living. The final measure reports the rate of respondents that answered yes to any of the previous six disabilities. The link below includes more information about each variable.

<https://www.cdc.gov/places/measure-definitions/unhealthy-behaviors/index.html>

## Hearing disability

Tripoli has a crude rate of 6.9% for hearing disability among adults aged  $\geq 18$  years, which ranks 333rd out of 958 Iowa communities (46th out of 138 small communities). The age-adjusted rate for Tripoli is 5.4%, which ranks 79th out of 905 Iowa communities (16th out of 138 small communities).

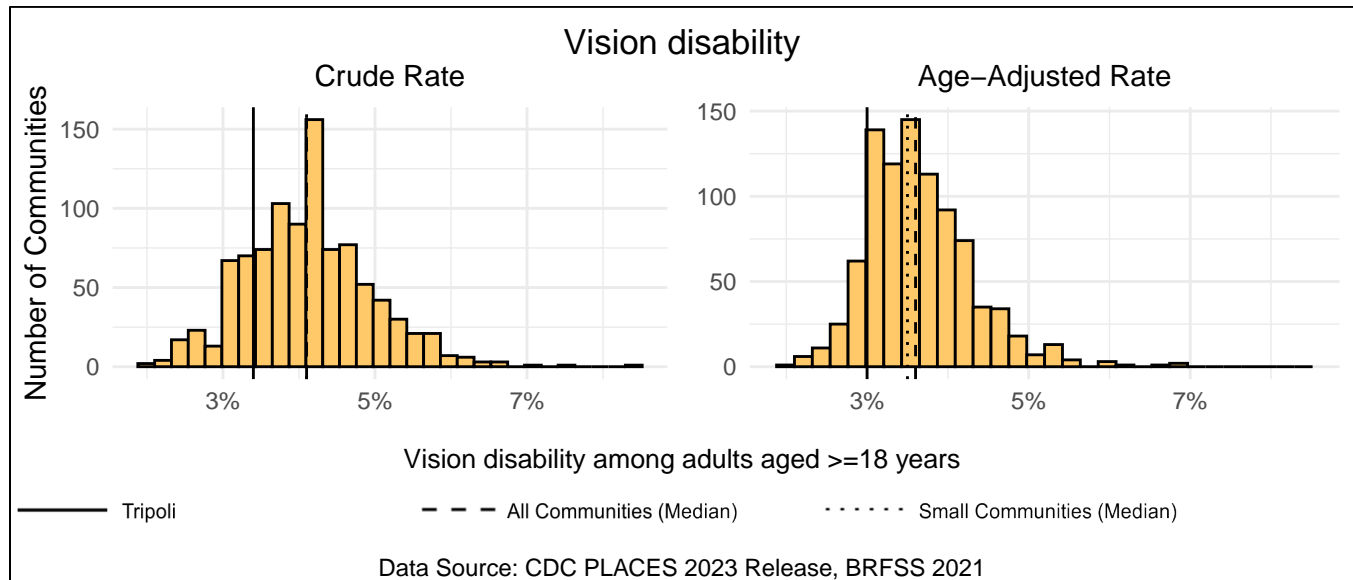
Measure Type	Tripoli	All Comm.	Small Comm.
Crude	6.9%	7.4%	7.6%
Age-Adjusted	5.4%	6.0%	5.8%



## Vision disability

Tripoli has a crude rate of 3.4% for vision disability among adults aged  $\geq 18$  years, which ranks 158th out of 958 Iowa communities (24th out of 138 small communities). The age-adjusted rate for Tripoli is 3.0%, which ranks 106th out of 905 Iowa communities (18th out of 138 small communities).

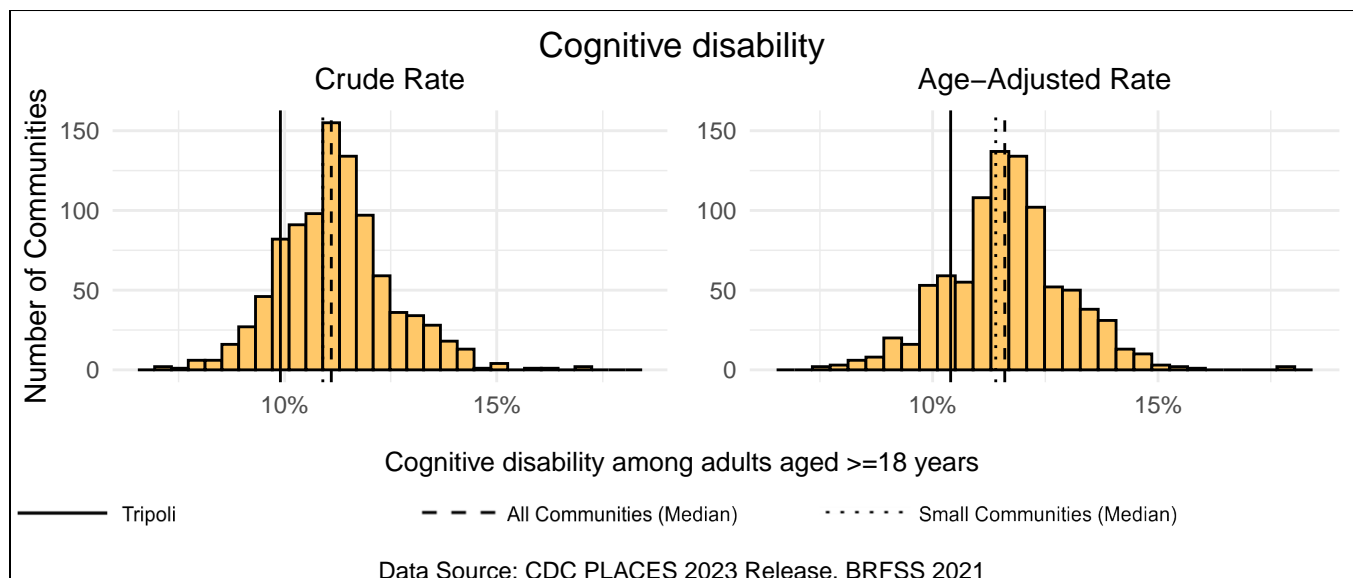
Measure Type	Tripoli	All Comm.	Small Comm.
Crude	3.4%	4.1%	4.1%
Age-Adjusted	3.0%	3.6%	3.5%



## Cognitive disability

Tripoli has a crude rate of 9.9% for cognitive disability among adults aged  $\geq 18$  years, which ranks 128th out of 958 Iowa communities (20th out of 138 small communities). The age-adjusted rate for Tripoli is 10.4%, which ranks 141st out of 905 Iowa communities (24th out of 138 small communities).

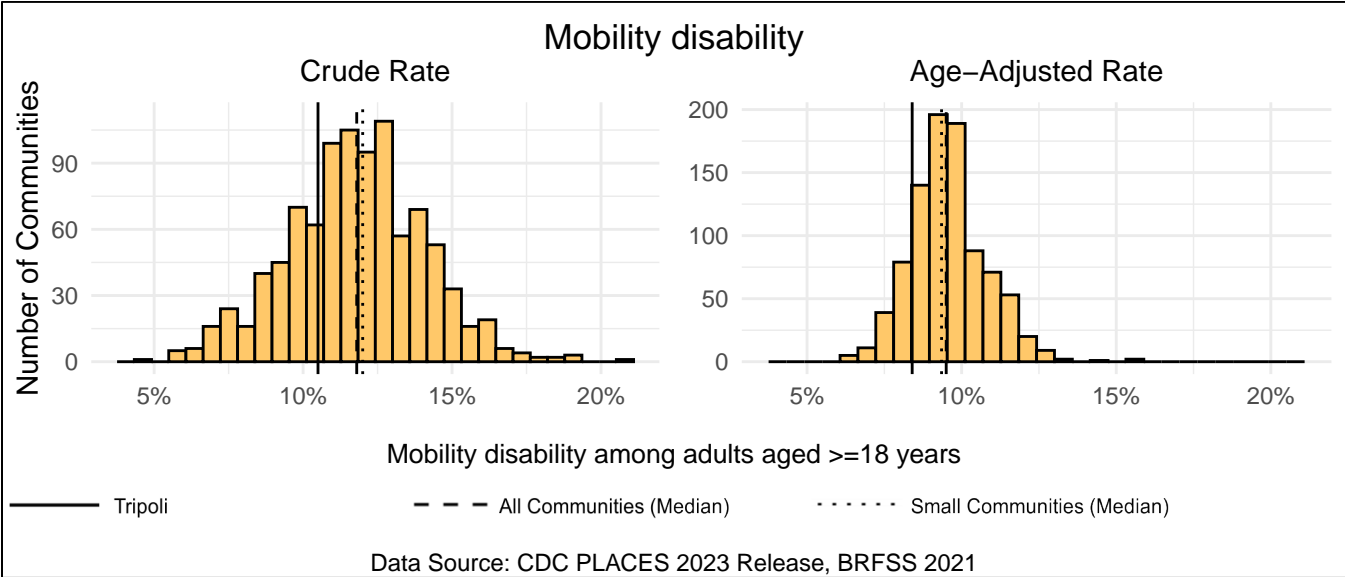
Measure Type	Tripoli	All Comm.	Small Comm.
Crude	9.9%	11.1%	10.9%
Age-Adjusted	10.4%	11.6%	11.4%



## Mobility disability

Tripoli has a crude rate of 10.5% for mobility disability among adults aged  $\geq 18$  years, which ranks 258th out of 958 Iowa communities (43rd out of 138 small communities). The age-adjusted rate for Tripoli is 8.4%, which ranks 135th out of 905 Iowa communities (23rd out of 138 small communities).

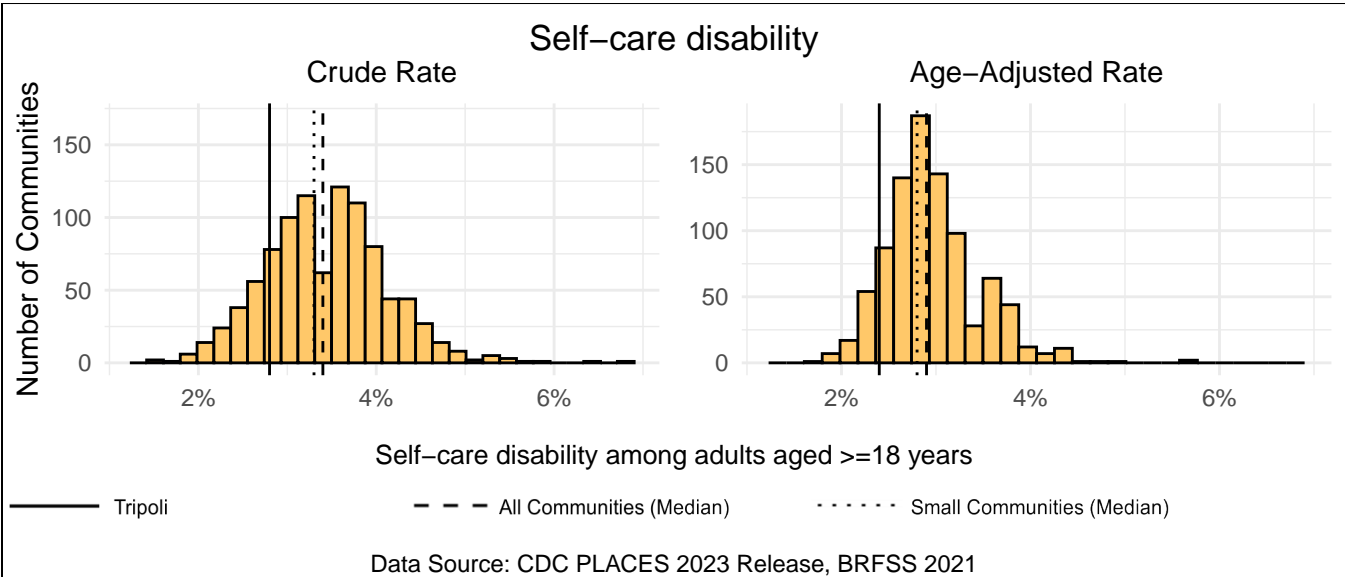
Measure Type	Tripoli	All Comm.	Small Comm.
Crude	10.5%	11.8%	12.0%
Age-Adjusted	8.4%	9.5%	9.4%



## Self-care disability

Tripoli has a crude rate of 2.8% for self-care disability among adults aged  $\geq 18$  years, which ranks 142nd out of 958 Iowa communities (23rd out of 138 small communities). The age-adjusted rate for Tripoli is 2.4%, which ranks 80th out of 905 Iowa communities (16th out of 138 small communities).

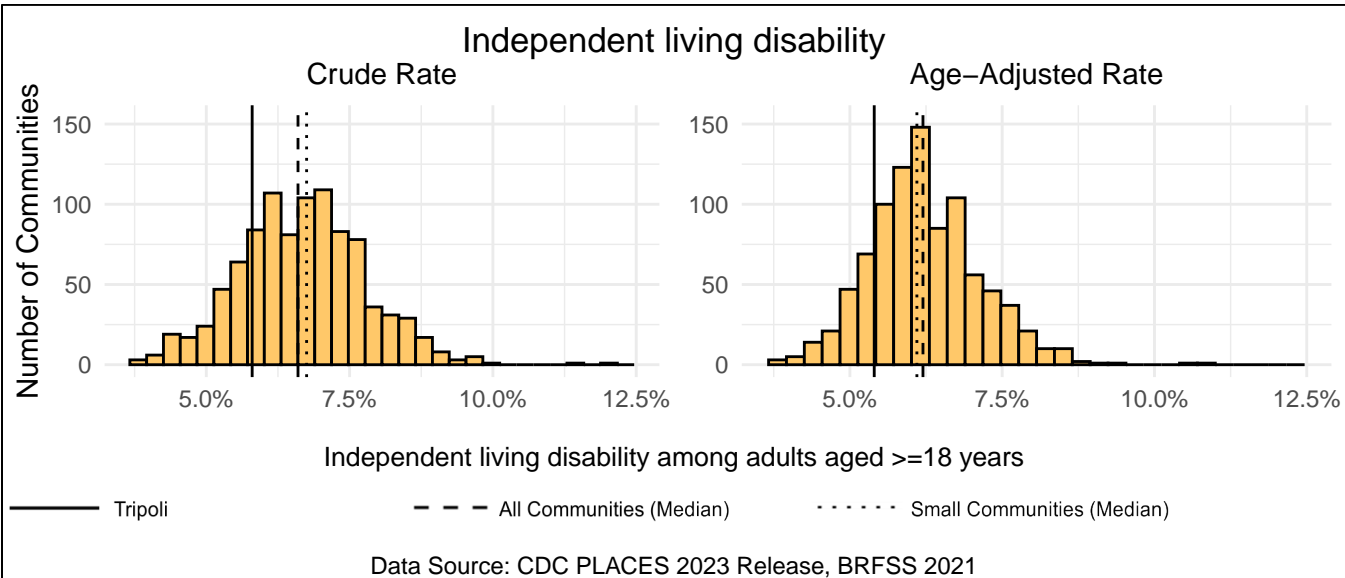
Measure Type	Tripoli	All Comm.	Small Comm.
Crude	2.8%	3.4%	3.3%
Age-Adjusted	2.4%	2.9%	2.8%



## Independent living disability

Tripoli has a crude rate of 5.8% for independent living disability among adults aged  $\geq 18$  years, which ranks 181st out of 958 Iowa communities (29th out of 138 small communities). The age-adjusted rate for Tripoli is 5.4%, which ranks 133rd out of 905 Iowa communities (21st out of 138 small communities).

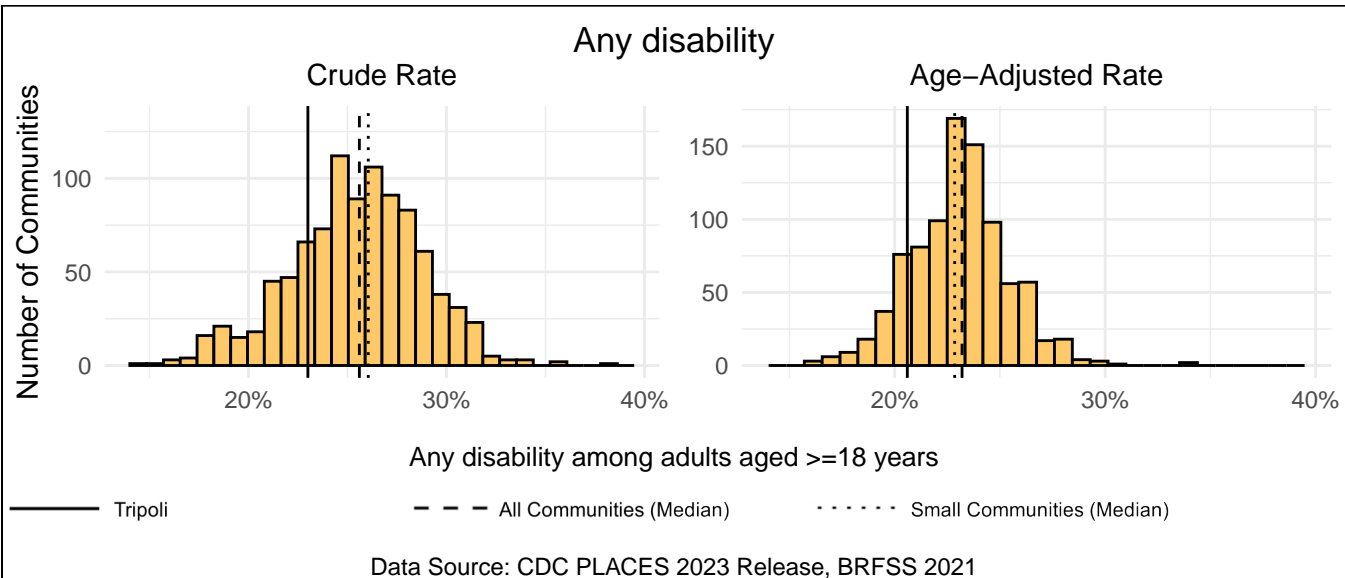
Measure Type	Tripoli	All Comm.	Small Comm.
Crude	5.8%	6.6%	6.8%
Age-Adjusted	5.4%	6.2%	6.1%



## Any disability

Tripoli has a crude rate of 23.0% for any disability among adults aged  $\geq 18$  years, which ranks 205th out of 958 Iowa communities (32nd out of 138 small communities). The age-adjusted rate for Tripoli is 20.6%, which ranks 109th out of 905 Iowa communities (25th out of 138 small communities).

Measure Type	Tripoli	All Comm.	Small Comm.
Crude	23.0%	25.6%	26.0%
Age-Adjusted	20.6%	23.2%	22.8%



---

## Appendix 1: CDC PLACES Data

This report uses a novel dataset from the Centers for Disease Control and Prevention (CDC) called PLACES: Local Data for Better Health. The PLACES dataset uses small area estimation methods to provide estimates of health measures for counties, places, census tracts, and zip code tabulation areas. The estimates are created with a multilevel statistical modeling framework that utilizes CDC's Behavioral Risk Factor Surveillance System (BRFSS), Census population counts, and American Community Survey demographic and socioeconomic data.

Relevant links for CDC PLACES can be found below:

- [PLACES Homepage](#)
- [Measure Definitions](#)
- [Methodology](#)





## Appendix 2: Tripoli PLACES Data

Category	Health Domain	Crude Rate Rank	Crude Rate (95% CI)	Age-Adj. Rate Rank	Age-Adj. Rate (95% CI)
Health Status	Physical Health	183	9.7% (8.2% - 11.5%)	140	8.8% (7.4% - 10.4%)
Health Status	Mental Health	119	13.2% (11.3% - 15.5%)	121	14.5% (12.3% - 16.9%)
Health Status	General Health	164	12.2% (9.8% - 14.8%)	126	11.0% (9.1% - 13.5%)
Health Risk Behaviors	Binge Drinking	572	20.1% (16.8% - 23.7%)	686	22.8% (19.0% - 26.7%)
Health Risk Behaviors	Sleep <7 hours	92	28.0% (26.3% - 29.6%)	98	28.9% (27.1% - 30.6%)
Health Risk Behaviors	Physical Inactivity	185	23.1% (18.5% - 28.3%)	134	21.5% (17.2% - 26.3%)
Health Risk Behaviors	Current Smoking	153	14.8% (11.3% - 18.7%)	161	15.6% (12.2% - 19.8%)
Health Outcomes	COPD	192	6.4% (5.2% - 7.9%)	120	5.4% (4.5% - 6.7%)
Health Outcomes	All Teeth Lost	164	10.9% (6.6% - 15.9%)	135	10.8% (6.8% - 15.6%)
Health Outcomes	Depression	169	17.1% (14.0% - 20.6%)	138	18.2% (14.9% - 21.9%)
Health Outcomes	Cancer (except skin)	544	8.3% (7.5% - 9.2%)	418	6.5% (5.8% - 7.1%)
Health Outcomes	High Cholesterol	207	34.1% (29.8% - 38.7%)	28	27.9% (23.8% - 32.2%)
Health Outcomes	Chronic Kidney Disease	310	3.0% (2.7% - 3.4%)	36	2.4% (2.2% - 2.7%)
Health Outcomes	Diabetes	196	8.8% (7.4% - 10.5%)	77	7.2% (6.1% - 8.5%)
Health Outcomes	High Blood Pressure	317	30.6% (26.6% - 34.9%)	124	25.8% (22.3% - 29.6%)
Health Outcomes	Arthritis	414	27.3% (23.3% - 31.5%)	321	22.7% (19.2% - 26.5%)
Health Outcomes	Current Asthma	80	8.9% (7.8% - 10.2%)	125	9.1% (8.0% - 10.4%)
Health Outcomes	Stroke	280	3.0% (2.6% - 3.5%)	116	2.4% (2.0% - 2.7%)
Health Outcomes	Obesity	123	34.8% (28.2% - 42.2%)	119	35.0% (28.2% - 42.2%)
Health Outcomes	Coronary Heart Disease	300	5.9% (5.0% - 6.7%)	78	4.5% (3.8% - 5.2%)
Prevention	Cervical Cancer Screening	158	84.9% (82.5% - 87.4%)	126	84.7% (82.3% - 87.1%)
Prevention	Annual Checkup	596	74.6% (70.0% - 79.0%)	720	71.7% (66.4% - 76.6%)
Prevention	Taking BP Medication	535	79.2% (75.7% - 82.2%)	830	57.5% (52.6% - 62.5%)
Prevention	Mammography	128	78.8% (75.0% - 82.4%)	42	78.2% (73.9% - 82.0%)
Prevention	Core preventive services for older women	250	42.0% (34.7% - 49.8%)	138	43.9% (36.3% - 51.5%)

Category	Health Domain	Crude Rate Rank	Crude Rate (95% CI)	Age-Adj. Rate Rank	Age-Adj. Rate (95% CI)
Prevention	Core preventive services for older men	198	46.9% (38.2% - 56.1%)	217	46.4% (38.2% - 55.0%)
Prevention	Dental Visit	84	72.5% (69.1% - 76.0%)	82	72.0% (68.4% - 75.7%)
Prevention	Colorectal Cancer Screening	15	77.0% (74.2% - 79.8%)	32	75.8% (72.7% - 78.8%)
Prevention	Health Insurance	196	6.6% (4.9% - 8.8%)	143	6.8% (4.9% - 9.1%)
Prevention	Cholesterol Screening	317	83.4% (80.1% - 86.3%)	199	80.2% (76.6% - 83.7%)
Disability	Hearing Disability	333	6.9% (5.9% - 7.9%)	79	5.4% (4.7% - 6.2%)
Disability	Independent Living Disability	181	5.8% (4.7% - 7.0%)	133	5.4% (4.5% - 6.6%)
Disability	Cognitive Disability	128	9.9% (8.1% - 11.8%)	141	10.4% (8.5% - 12.7%)
Disability	Any Disability	205	23.0% (19.2% - 27.2%)	109	20.6% (17.2% - 24.7%)
Disability	Mobility Disability	258	10.5% (8.6% - 12.5%)	135	8.4% (6.8% - 10.1%)
Disability	Vision Disability	158	3.4% (2.9% - 4.2%)	106	3.0% (2.5% - 3.6%)
Disability	Self-care Disability	142	2.8% (2.4% - 3.4%)	80	2.4% (2.0% - 2.9%)

The 95% confidence interval shown in parentheses represents the range of 95% of CDC area estimates under different model assumptions using Monte Carlo simulations.

## Appendix 3: Small Communities (1,000-2,499)

Tripoli falls into the group of small communities, which have a population of 1,000-2,499. In this data, 138 communities have a population in this range. The table below lists all communities in that group, sorted by the population estimate in the CDC PLACES dataset.

Community	Population	Community	Population	Community	Population
New London	2,471	Monroe	1,889	Pocahontas	1,614
West Union	2,468	Ogden	1,878	Guthrie Center	1,605
Belle Plaine	2,421	Lisbon	1,874	Brooklyn	1,600
Rockwell City	2,389	Blue Grass	1,873	Corning	1,592
La Porte City	2,347	Wapello	1,861	Akron	1,580
Hull	2,340	Walcott	1,854	Monona	1,571
Cascade	2,312	Peosta	1,852	Urbana	1,565
Atkins	2,296	Pleasantville	1,840	Holstein	1,560
Lamoni	2,284	Mount Ayr	1,838	Slater	1,546
Mediapolis	2,214	Sigourney	1,835	Dysart	1,542
Alta	2,207	Farley	1,833	Shell Rock	1,542
Colfax	2,186	Sac City	1,825	Hartley	1,536
Sumner	2,145	Reinbeck	1,784	Sanborn	1,536
Northwood	2,142	Greenfield	1,778	Fairbank	1,490
Bellevue	2,132	Dallas Center	1,770	Panora	1,490
Remsen	2,095	Prairie City	1,762	Lenox	1,488
Audubon	2,089	Lake City	1,745	Wellman	1,474
Toledo	2,047	Parkersburg	1,738	Roland	1,472
Ely	2,045	Stuart	1,726	Nashua	1,472
Columbus Junction	2,029	Manson	1,718	Van Meter	1,468
Epworth	1,982	Leon	1,707	Nora Springs	1,464
Ida Grove	1,969	Ackley	1,699	Manning	1,444
Lake Mills	1,965	Corydon	1,688	Traer	1,441
Granger	1,950	Oakland	1,678	Logan	1,437
Denver	1,921	Guttenberg	1,667	Walford	1,434
Britt	1,921	State Center	1,654	Strawberry Point	1,427
Durant	1,902	Moville	1,640	Dunlap	1,418

Community	Population	Community	Population	Community	Population
Bedford	1,416	Fayette	1,179	Graettinger	1,010
Manly	1,415	Central City	1,166	Preston	1,005
Kingsley	1,382	Palo	1,162	Rockwell	1,004
Avoca	1,375	Springville	1,160		
Earlham	1,367	George	1,149		
University Heights	1,353	Wayland	1,148		
Montezuma	1,335	St. Ansgar	1,140		
Elkader	1,326	Clarence	1,136		
Coon Rapids	1,324	Fredericksburg	1,133		
Clarksville	1,311	Fruitland	1,127		
Woodbine	1,286	Swisher	1,126		
Jewell Junction	1,284	Neola	1,125		
Alton	1,283	Afton	1,105		
Melcher-Dallas	1,278	Riverside	1,090		
Greene	1,267	Hamburg	1,087		
Malvern	1,264	Newhall	1,076		
Lone Tree	1,261	Treynor	1,071		
Dike	1,240	Villisca	1,071		
Conrad	1,234	Janesville	1,063		
Lake Park	1,223	Winfield	1,063		
Laurens	1,223	Griswold	1,056		
Sheffield	1,209	Lansing	1,053		
Tripoli	1,207	Sloan	1,051		
Marcus	1,200	Baxter	1,036		
Eddyville	1,187	Winthrop	1,035		
Gilbert	1,185	Sully	1,022		
New Sharon	1,183	Lawton	1,021		