



Iowa Community Health Snapshot Series

*275 community reports prepared for the Iowa State University
Extension and Outreach Community and Economic
Development Unit*



May 2024

By Matthew Voss & Shawn Dorius

This project was supported by funding from Iowa State University's Extension and Outreach Community and Economic Development Unit via an award from Iowa State University's Presidential Strategic Initiative Plan 2022-2031.

Iowa Community Health Snapshot Series

Table of contents

Health in Roland: Overview	3
Strengths	3
Opportunities	4
How to Use this Report	5
Using Ames, IA as an Example	6
Health Status	7
Poor General Health	7
Poor Physical Health	8
Poor Mental Health	8
Health Risk Behaviors	9
Binge Drinking	9
Current Smoking	10
Physical Inactivity	10
Sleep <7 hours	11
Health Outcomes	12
Arthritis	12
High Blood Pressure	13
Cancer (except skin)	13
Current Asthma	14
Coronary Heart Disease	14
COPD	15
Depression	15
Diabetes	16
High Cholesterol	16
Chronic Kidney Disease	17
Obesity	17
Stroke	18
All Teeth Lost	18
Prevention	19
Lack of Health Insurance	19
Taking BP Medication	20
Cervical Cancer Screening	20
Annual Checkup	21
Cholesterol Screening	21

Colorectal Cancer Screening	22
Core preventive services for older men	22
Core preventive services for older women	23
Dental Visit	23
Mammography	25
Disability	26
Hearing disability	26
Vision disability	27
Cognitive disability	27
Mobility disability	28
Self-care disability	28
Independent living disability	29
Any disability	29
Appendix 1: CDC PLACES Data	30
Appendix 2: Roland PLACES Data	31
Appendix 3: Small Communities (1,000-2,499)	33

Health in Roland: Overview

Dear Community Members & Stakeholders of Roland,

We are pleased to share the Iowa Community Health Snapshot series, a set of reports designed in partnership with Iowa State University's Community Economic Development to assess the overall landscape of health and well-being across Iowa. The following pages include the health snapshot for your community. The snapshot can be used to see how Roland ranks across various health measures compared to the rest of the state and similarly-sized communities. This comparison allows us to identify Roland's strengths and opportunities for growth by leveraging the Centers for Disease Control and Prevention PLACES dataset.

The report includes 37 health measures organized topically by general health status, risky behavior, health outcomes, prevention, and disability. We provide a general overview of each health topic, followed by a description of each health measure. Health measure descriptions include crude and age-adjusted rates and a ranking that tells you how your community ranks compared to all Iowa communities and communities of similar size to Roland. Crude rates tell you the raw, un-adjusted percent of the population experiencing the health measure. Age-adjusted rates account for the age distribution present in your community and presents what the rate would be if your community had a standard age distribution. Crude rates can provide a general comparison between communities and age-adjusted rates can give a fairer comparison between communities with different age structures.

Strengths

Take a look at the top strengths of your community! Below are unadjusted and age-adjusted health measures that represent your community's strengths. We recommend using continued investment in these areas to maintain them as strengths, as well as building on them to improve in other health domains.

Crude			Age-Adjusted		
Health Domain	Statewide Community Rank	Small Community Rank	Health Domain	Statewide Community Rank	Small Community Rank
Core preventive services for older men	6th	2nd	Core preventive services for older women	6th	3rd
Core preventive services for older women	9th	3rd	Core preventive services for older men	8th	3rd
Physical Inactivity	19th	7th	Obesity	15th	6th
Dental Visit	30th	6th	Physical Inactivity	15th	4th
Obesity	31st	7th	Colorectal Cancer Screening	17th	6th

Opportunities

Below are health measures that represent potential areas for growth in your community. We recommend increasing investment in these areas to support community health and well-being.

Crude			Age-Adjusted		
Health Domain	Statewide Community Rank	Small Community Rank	Health Domain	Statewide Community Rank	Small Community Rank
Binge Drinking	920th	127th	Taking BP Medication	839th	128th
Taking BP Medication	900th	126th	Binge Drinking	835th	130th
Annual Checkup	799th	118th	Depression	420th	64th
Depression	778th	117th	Cancer (except skin)	418th	41st
Cholesterol Screening	433rd	72nd	Annual Checkup	259th	47th

Please review the rest of the report to learn more about your community and reach out to us with questions about the report or for recommendations to improve the overall health and well-being in Roland.

Sincerely,



Shawn F. Dorius, PhD
Iowa State University
Public Science Collaborative



IOWA STATE UNIVERSITY
Extension and Outreach
Community and Economic Development

This project was supported by funding from Iowa State University’s Extension and Outreach Community and Economic Development Unit, via an award from Iowa State University’s Presidential Strategic Initiative Plan 2022-2031.

How to Use this Report

The purpose of the Iowa Community Health Snapshot Series is to provide an overview of health in Roland that can be used to help inform health-related interventions and programming. This report contains five sections, including the overall health status of Roland, a review of risky behaviors in the community, and information on various health outcomes, prevention measures, and disability needs. Each section includes an overview of the health domain, a breakdown of its underlying health measures, and data to see how Roland compares to the rest of the state and similarly-sized communities.

With a population of 1,472, Roland’s similarly sized communities are defined as small communities. In Iowa, small communities have an average population of 1,553, and there are 138 communities that are considered small communities. To see all of the communities in this population group, please see Appendix 3 of this report.

Group	Population Range	Number of Communities
Large	50,000+	11
Mid-Large	10,000-49,999	31
Midsized	2,500-9,999	102
Small	1,000-2,499	138
Very Small	0-999	676
Total		958

Using Ames, IA as an Example

The graphic below is an example of the details included for each health measure. The table in the upper right shows your community’s crude and age-adjusted rate estimates alongside their averages across all Iowa communities and similarly-sized communities. The images below show the distribution of the health measure across communities. The vertical lines correspond with the values in the table to show the estimate for the specific community compared to communities across the state. The solid black line in each plot represents the community rate, with the dashed lines indicating the average rate for all Iowa communities and the dotted lines showing the average rate for similarly-sized communities.



Health Status

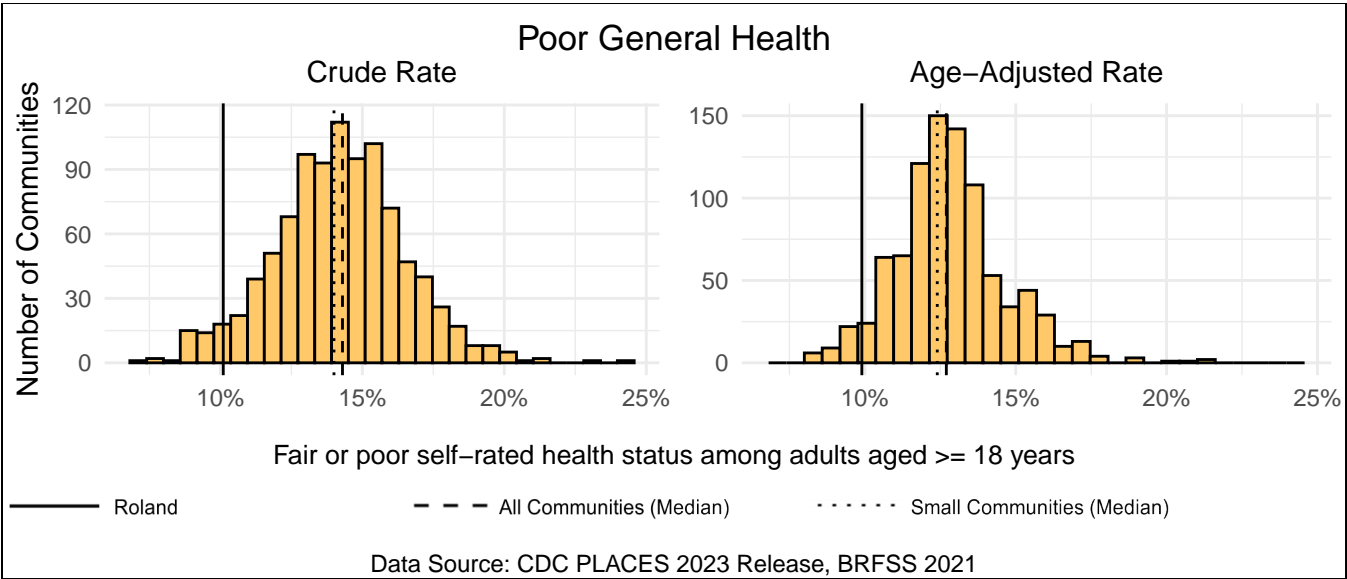
This section reflects measures for overall health, including general, physical, and mental health. These measures are a valuable way to see a simple summary of the health of a country’s population. The questions to calculate these measures ask respondents to evaluate their health status. General health is evaluated on a 5-point scale where respondents can report their health status as one of “excellent,” “very good,” “good,” “fair,” or “poor,” from which the respondents who answer “fair” or “poor” are included in the measure. Physical and mental health are evaluated as the rate of respondents who say they have had 14 or more days in the last 30 days in which their physical or mental health was not good. The URL below includes more information about each variable.

<https://www.cdc.gov/places/measure-definitions/health-status/index.html>

Poor General Health

Roland has a crude rate of 10.1% for fair or poor self-rated health status among adults aged ≥ 18 years, which ranks 42nd out of 958 Iowa communities (11th out of 138 small communities). The age-adjusted rate for Roland is 9.9%, which ranks 41st out of 905 Iowa communities (10th out of 138 small communities).

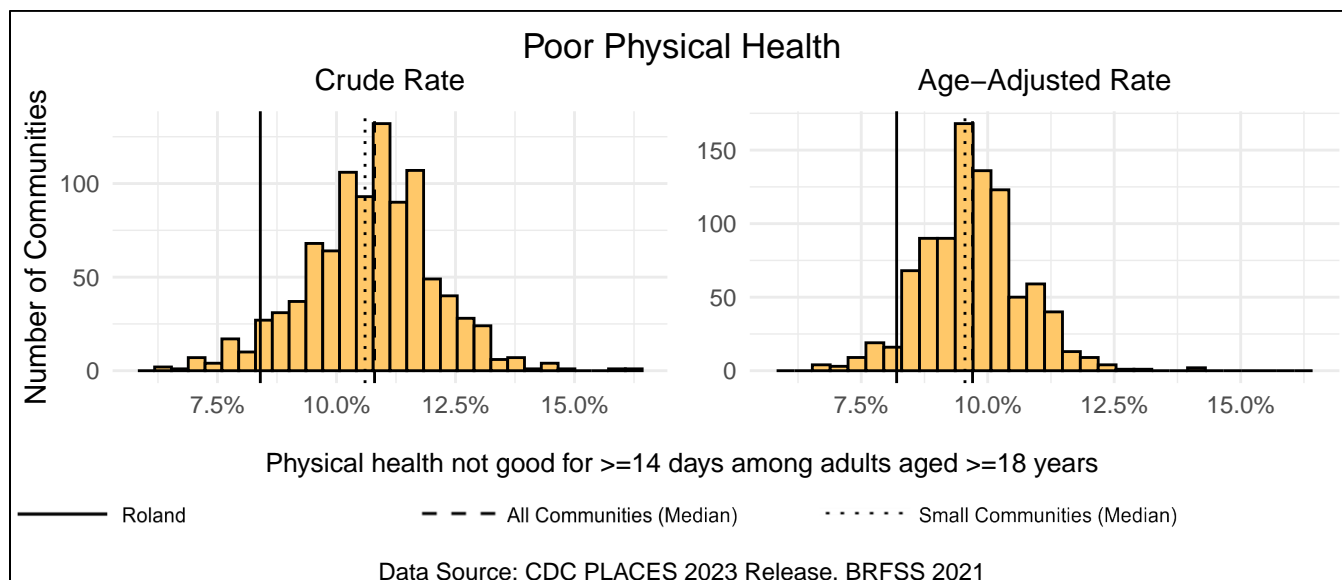
Measure Type	Roland	All Comm.	Small Comm.
Crude	10.1%	14.3%	14.0%
Age-Adjusted	9.9%	12.7%	12.4%



Poor Physical Health

Roland has a crude rate of 8.4% for physical health not good for ≥ 14 days among adults aged ≥ 18 years, which ranks 47th out of 958 Iowa communities (11th out of 138 small communities). The age-adjusted rate for Roland is 8.2%, which ranks 44th out of 905 Iowa communities (10th out of 138 small communities).

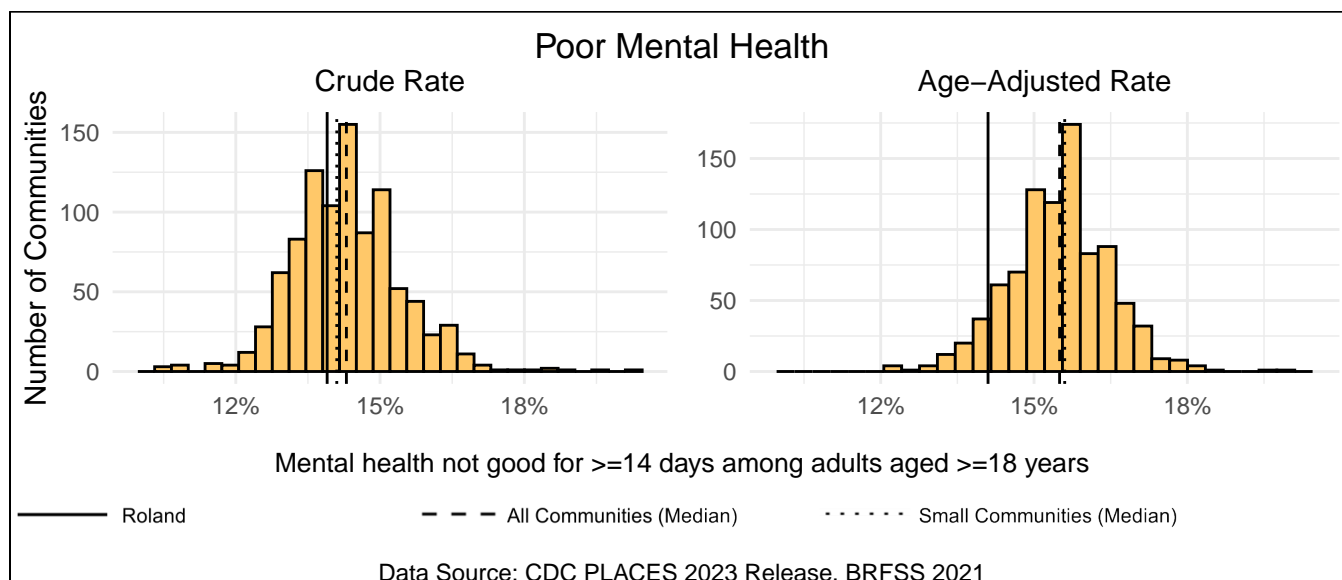
Measure Type	Roland	All Comm.	Small Comm.
Crude	8.4%	10.8%	10.6%
Age-Adjusted	8.2%	9.7%	9.6%



Poor Mental Health

Roland has a crude rate of 13.9% for mental health not good for ≥ 14 days among adults aged ≥ 18 years, which ranks 328th out of 958 Iowa communities (58th out of 138 small communities). The age-adjusted rate for Roland is 14.1%, which ranks 64th out of 905 Iowa communities (13th out of 138 small communities).

Measure Type	Roland	All Comm.	Small Comm.
Crude	13.9%	14.3%	14.1%
Age-Adjusted	14.1%	15.5%	15.6%



Health Risk Behaviors

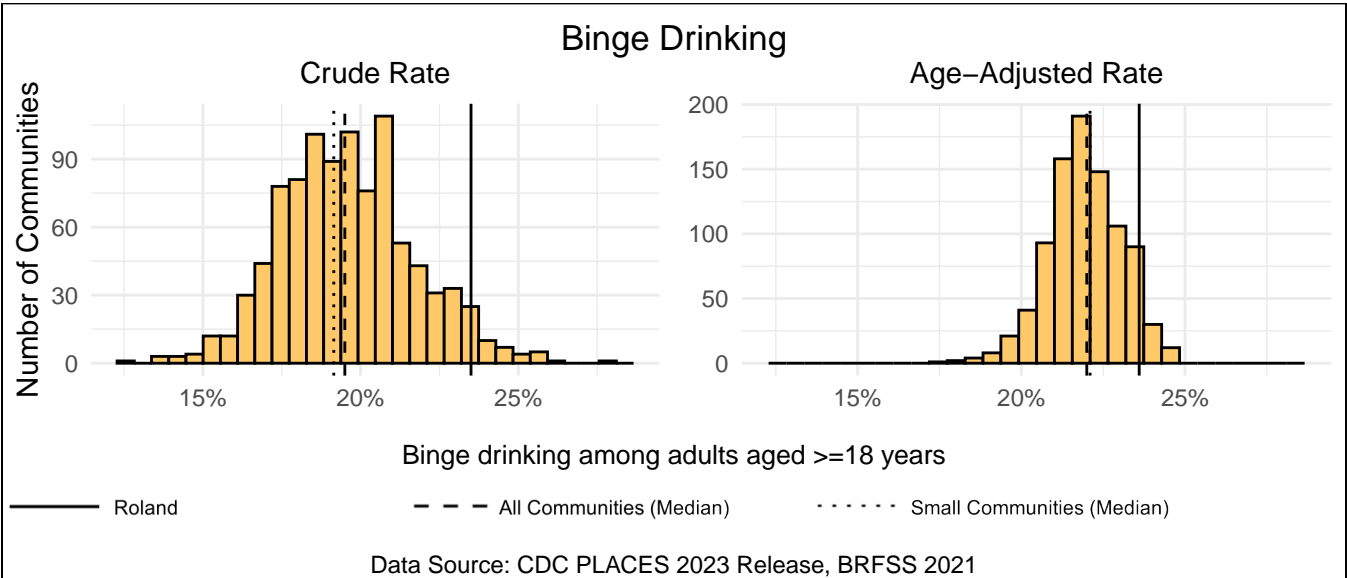
Health risk measures are measures of individual behaviors that can lead to poor health outcomes. These include binge drinking, current smoking, physical inactivity, and getting less than seven hours of nightly sleep. Risk behaviors are the most critical intervention points as they can help save lives and drastically improve health outcomes later in life. Each measure is calculated as the rate of respondents participating in a high level of risk behavior. The exact cutoff points for the behavior depend on the health area. The link below includes more information about each variable.

<https://www.cdc.gov/places/measure-definitions/unhealthy-behaviors/index.html>

Binge Drinking

Roland has a crude rate of 23.5% for binge drinking among adults aged ≥ 18 years, which ranks 920th out of 958 Iowa communities (127th out of 138 small communities). The age-adjusted rate for Roland is 23.6%, which ranks 835th out of 905 Iowa communities (130th out of 138 small communities).

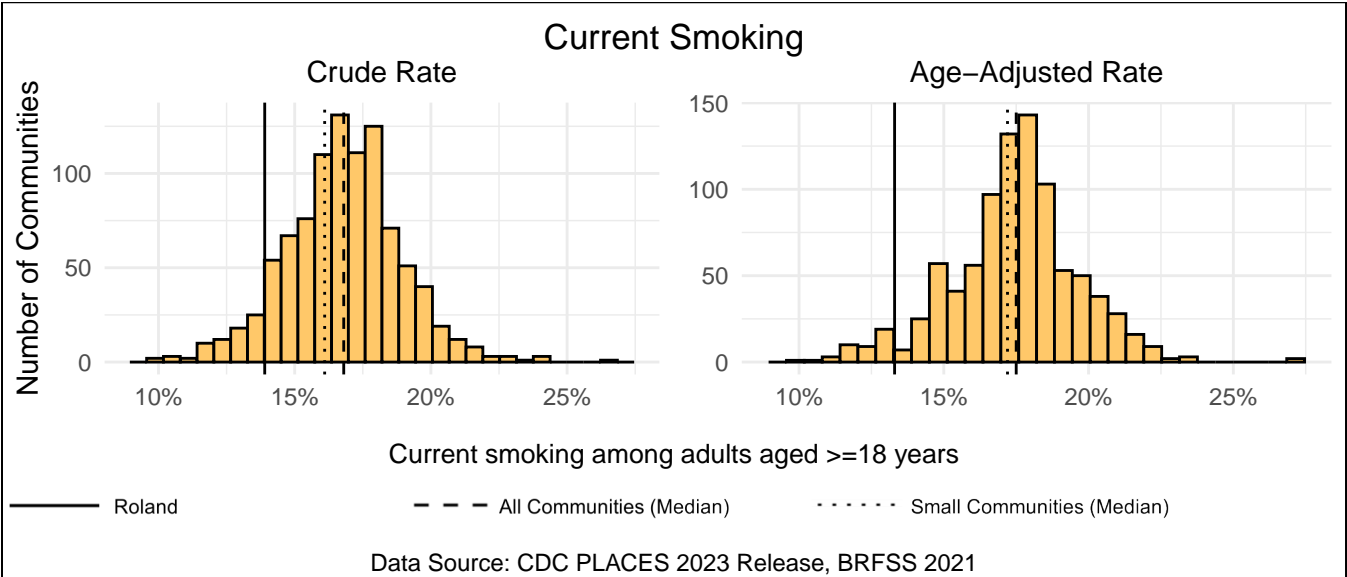
Measure Type	Roland	All Comm.	Small Comm.
Crude	23.5%	19.5%	19.1%
Age-Adjusted	23.6%	22.0%	22.1%



Current Smoking

Roland has a crude rate of 13.9% for current smoking among adults aged ≥ 18 years, which ranks 73rd out of 958 Iowa communities (12th out of 138 small communities). The age-adjusted rate for Roland is 13.3%, which ranks 44th out of 905 Iowa communities (9th out of 138 small communities).

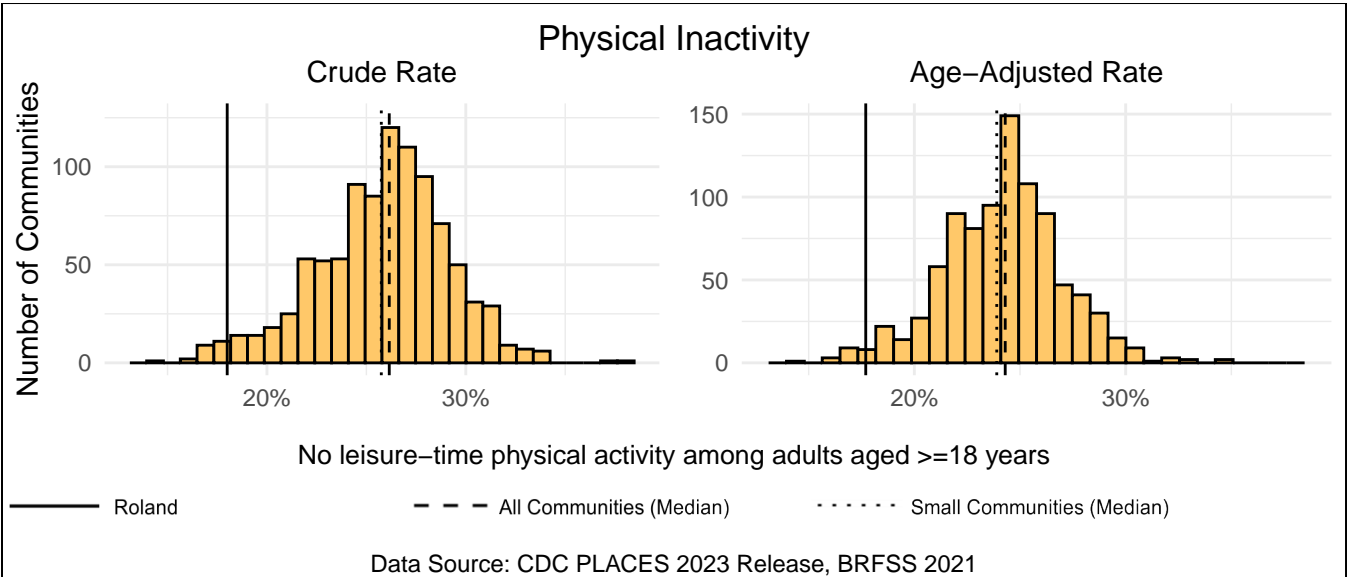
Measure Type	Roland	All Comm.	Small Comm.
Crude	13.9%	16.8%	16.1%
Age-Adjusted	13.3%	17.5%	17.2%



Physical Inactivity

Roland has a crude rate of 18.0% for no leisure-time physical activity among adults aged ≥ 18 years, which ranks 19th out of 958 Iowa communities (7th out of 138 small communities). The age-adjusted rate for Roland is 17.7%, which ranks 15th out of 905 Iowa communities (4th out of 138 small communities).

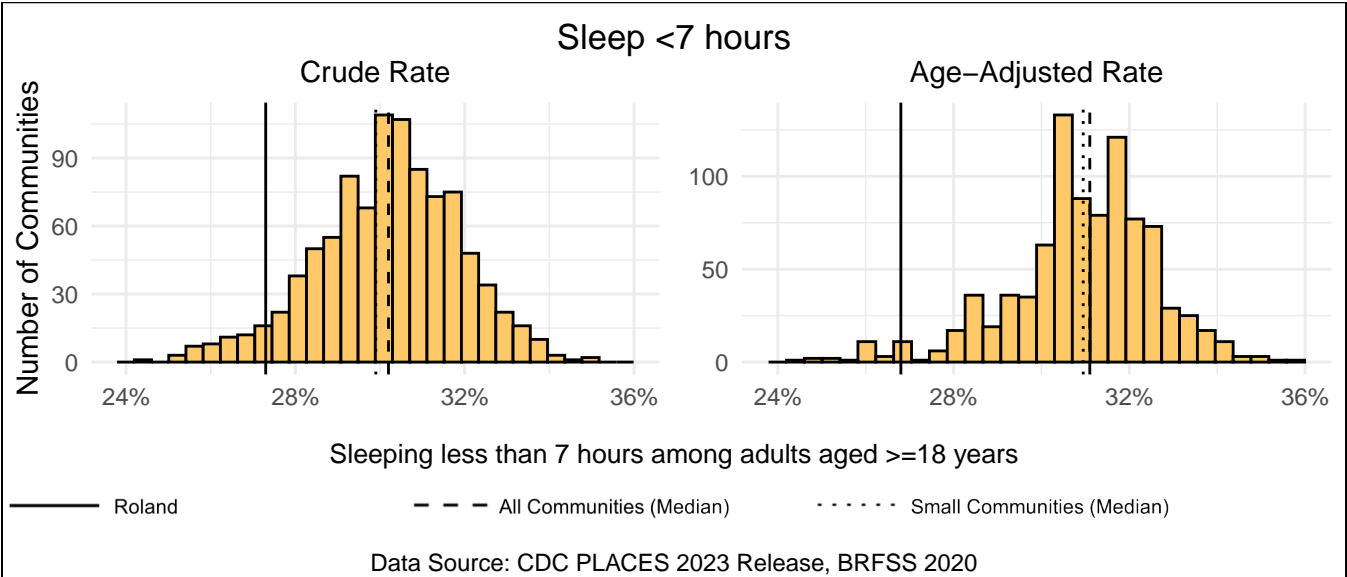
Measure Type	Roland	All Comm.	Small Comm.
Crude	18.0%	26.1%	25.8%
Age-Adjusted	17.7%	24.3%	23.9%



Sleep <7 hours

Roland has a crude rate of 27.3% for sleeping less than 7 hours among adults aged >=18 years, which ranks 50th out of 958 Iowa communities (9th out of 138 small communities). The age-adjusted rate for Roland is 26.8%, which ranks 23rd out of 905 Iowa communities (6th out of 138 small communities).

Measure Type	Roland	All Comm.	Small Comm.
Crude	27.3%	30.2%	29.9%
Age-Adjusted	26.8%	31.1%	31.0%



Health Outcomes

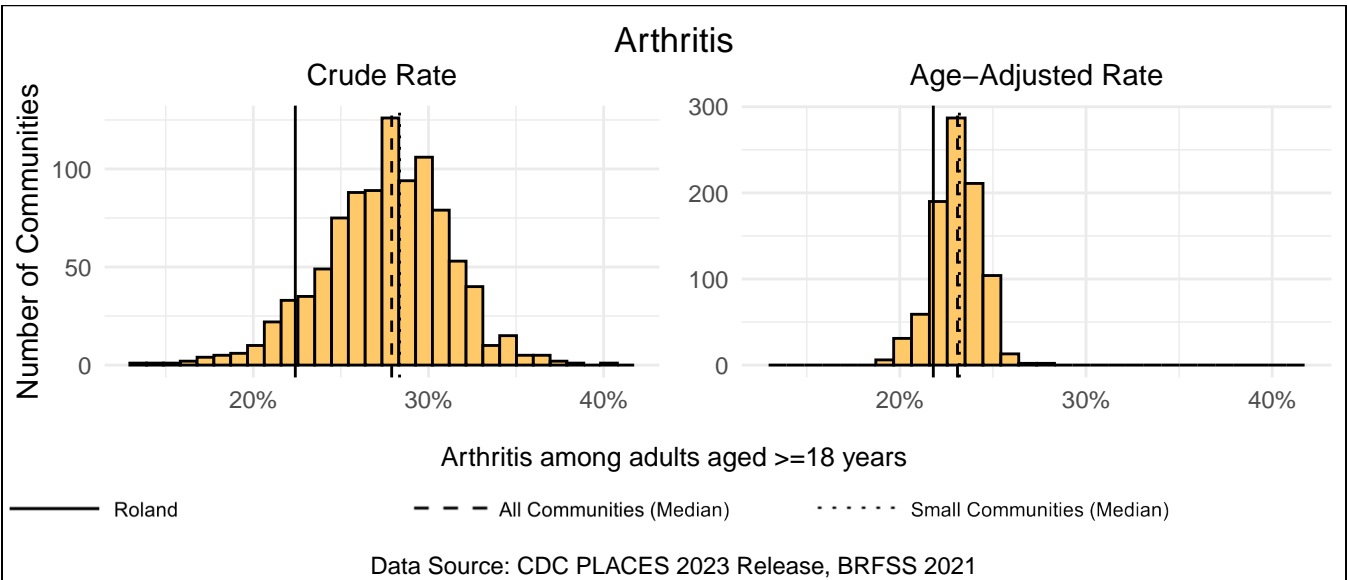
This section includes measures about specific health outcomes such as chronic illness, mental health conditions, and risk factors for future disease. Health outcome measures include but are not limited to arthritis, high blood pressure, cancer, depression, and obesity. Each measure is the percentage of respondents reporting receiving the diagnosis by a doctor, nurse, or other health professional. The link below includes more information about each variable.

<https://www.cdc.gov/places/measure-definitions/health-outcomes/index.html>

Arthritis

Roland has a crude rate of 22.4% for arthritis among adults aged ≥ 18 years, which ranks 78th out of 958 Iowa communities (18th out of 138 small communities). The age-adjusted rate for Roland is 21.8%, which ranks 124th out of 905 Iowa communities (23rd out of 138 small communities).

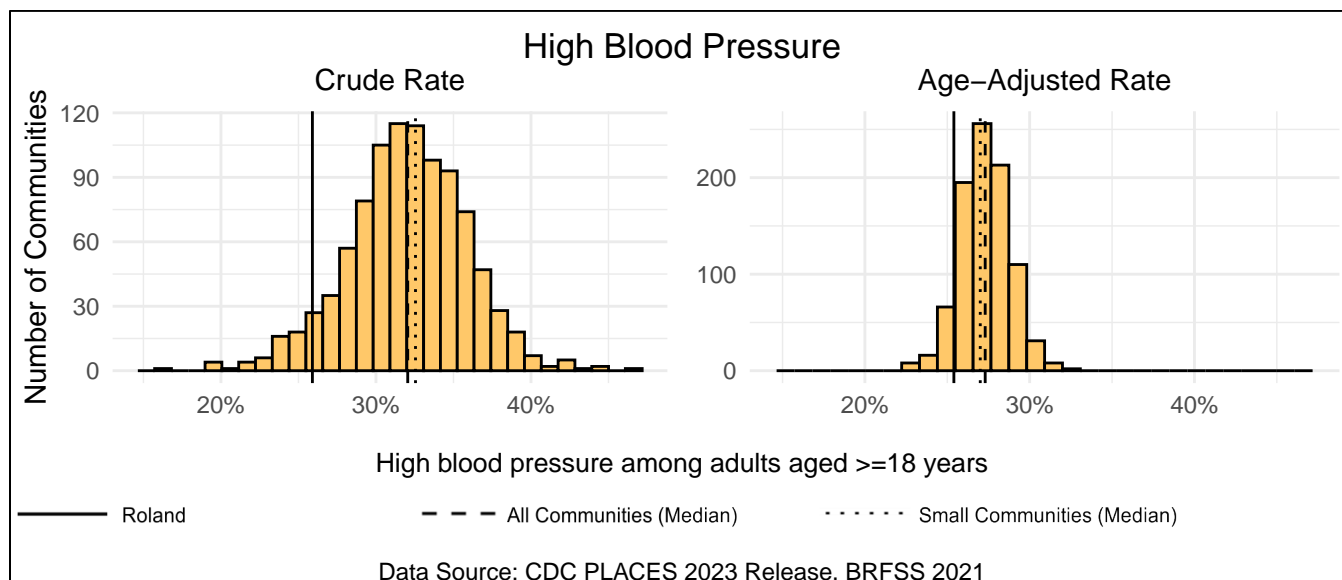
Measure Type	Roland	All Comm.	Small Comm.
Crude	22.4%	27.9%	28.4%
Age-Adjusted	21.8%	23.1%	23.2%



High Blood Pressure

Roland has a crude rate of 25.9% for high blood pressure among adults aged ≥ 18 years, which ranks 61st out of 958 Iowa communities (17th out of 138 small communities). The age-adjusted rate for Roland is 25.4%, which ranks 80th out of 905 Iowa communities (17th out of 138 small communities).

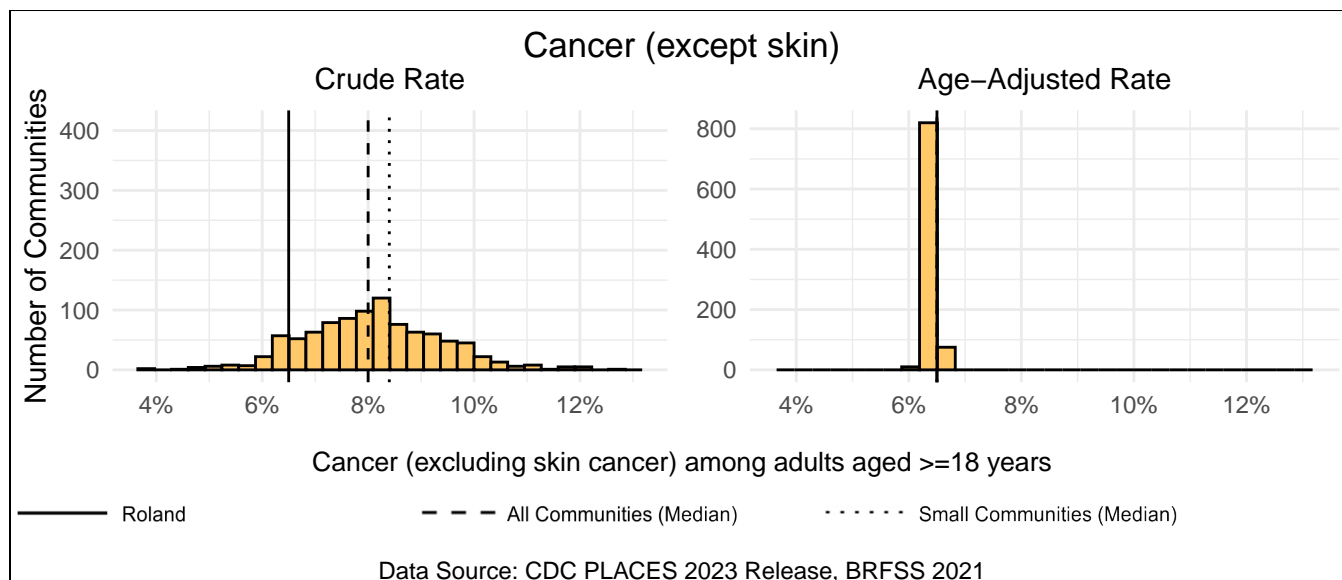
Measure Type	Roland	All Comm.	Small Comm.
Crude	25.9%	32.0%	32.5%
Age-Adjusted	25.4%	27.3%	27.0%



Cancer (except skin)

Roland has a crude rate of 6.5% for cancer (excluding skin cancer) among adults aged ≥ 18 years, which ranks 93rd out of 958 Iowa communities (16th out of 138 small communities). The age-adjusted rate for Roland is 6.5%, which ranks 418th out of 905 Iowa communities (41st out of 138 small communities).

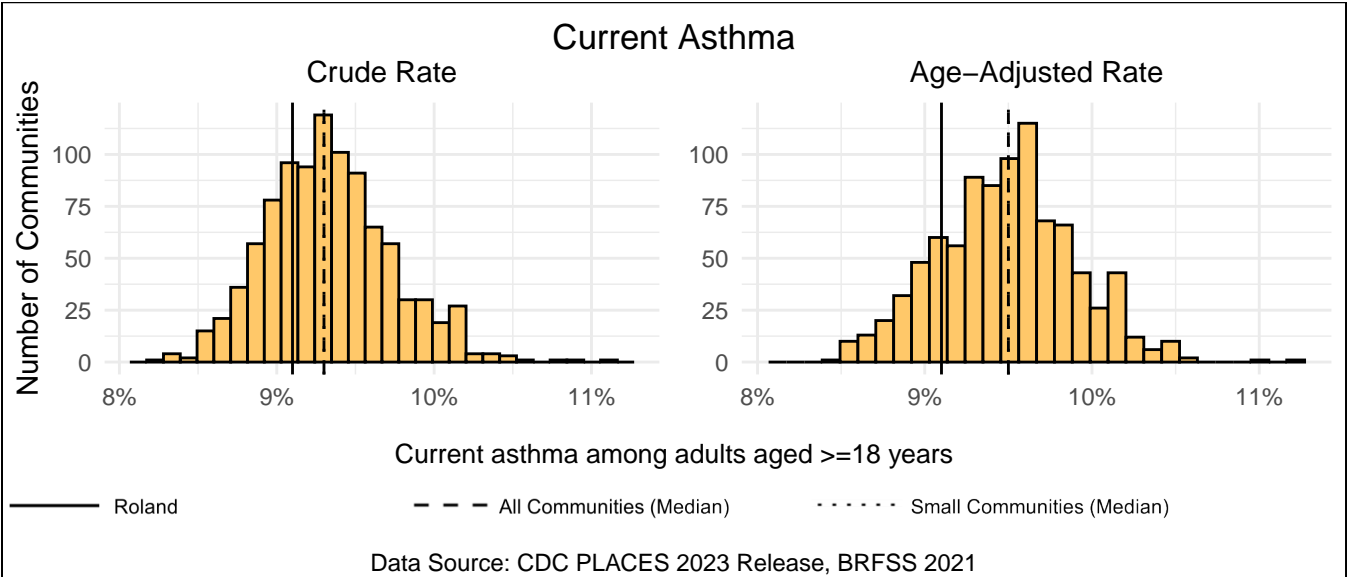
Measure Type	Roland	All Comm.	Small Comm.
Crude	6.5%	8.0%	8.4%
Age-Adjusted	6.5%	6.5%	6.5%



Current Asthma

Roland has a crude rate of 9.1% for current asthma among adults aged ≥ 18 years, which ranks 215th out of 958 Iowa communities (32nd out of 138 small communities). The age-adjusted rate for Roland is 9.1%, which ranks 125th out of 905 Iowa communities (17th out of 138 small communities).

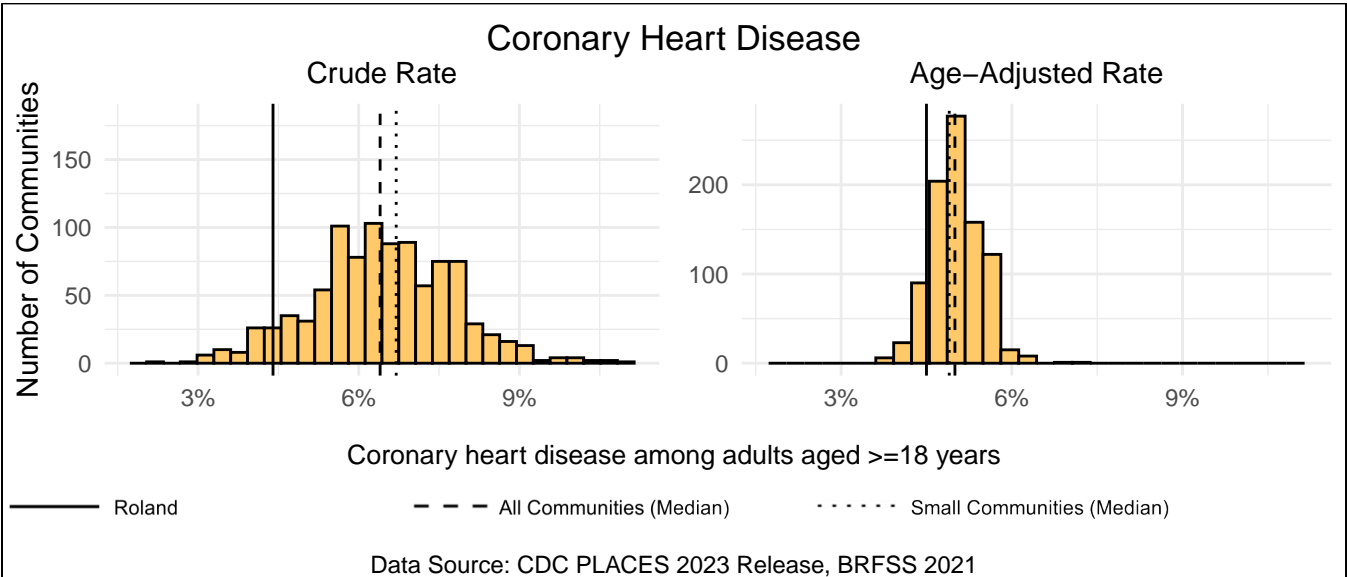
Measure Type	Roland	All Comm.	Small Comm.
Crude	9.1%	9.3%	9.3%
Age-Adjusted	9.1%	9.5%	9.5%



Coronary Heart Disease

Roland has a crude rate of 4.4% for coronary heart disease among adults aged ≥ 18 years, which ranks 61st out of 958 Iowa communities (13th out of 138 small communities). The age-adjusted rate for Roland is 4.5%, which ranks 78th out of 905 Iowa communities (14th out of 138 small communities).

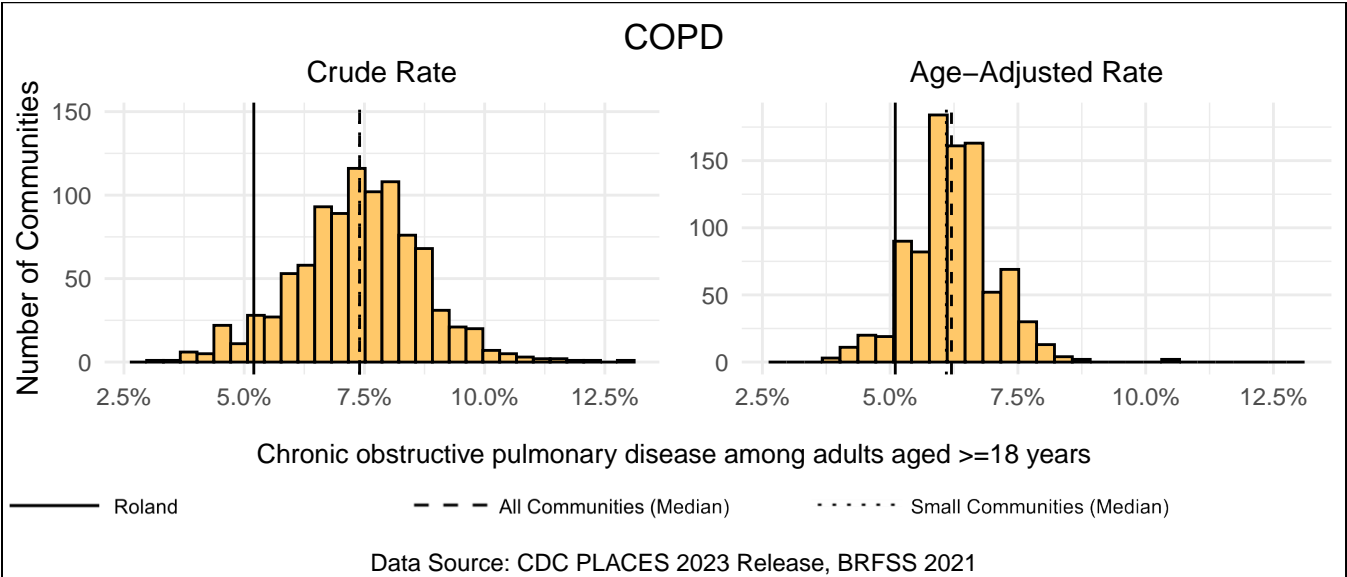
Measure Type	Roland	All Comm.	Small Comm.
Crude	4.4%	6.4%	6.7%
Age-Adjusted	4.5%	5.0%	4.9%



COPD

Roland has a crude rate of 5.2% for chronic obstructive pulmonary disease among adults aged ≥ 18 years, which ranks 52nd out of 958 Iowa communities (13th out of 138 small communities). The age-adjusted rate for Roland is 5.1%, which ranks 54th out of 905 Iowa communities (12th out of 138 small communities).

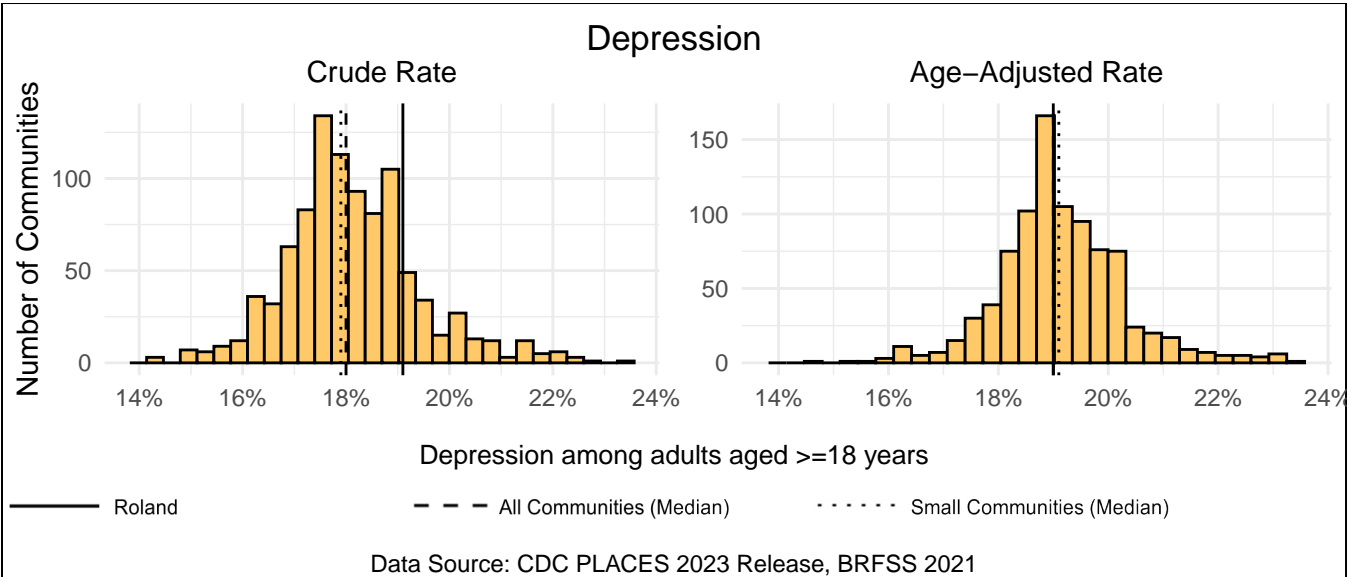
Measure Type	Roland	All Comm.	Small Comm.
Crude	5.2%	7.4%	7.4%
Age-Adjusted	5.1%	6.2%	6.1%



Depression

Roland has a crude rate of 19.1% for depression among adults aged ≥ 18 years, which ranks 778th out of 958 Iowa communities (117th out of 138 small communities). The age-adjusted rate for Roland is 19.0%, which ranks 420th out of 905 Iowa communities (64th out of 138 small communities).

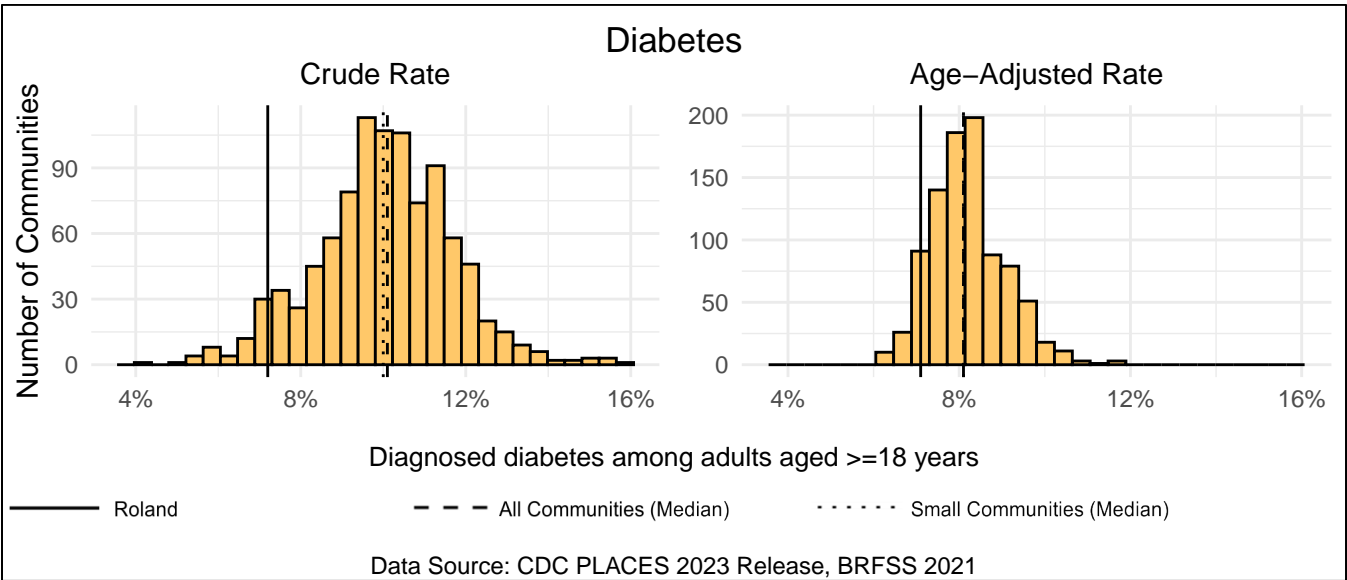
Measure Type	Roland	All Comm.	Small Comm.
Crude	19.1%	18.0%	17.9%
Age-Adjusted	19.0%	19.0%	19.1%



Diabetes

Roland has a crude rate of 7.2% for diagnosed diabetes among adults aged ≥ 18 years, which ranks 48th out of 958 Iowa communities (14th out of 138 small communities). The age-adjusted rate for Roland is 7.1%, which ranks 57th out of 905 Iowa communities (13th out of 138 small communities).

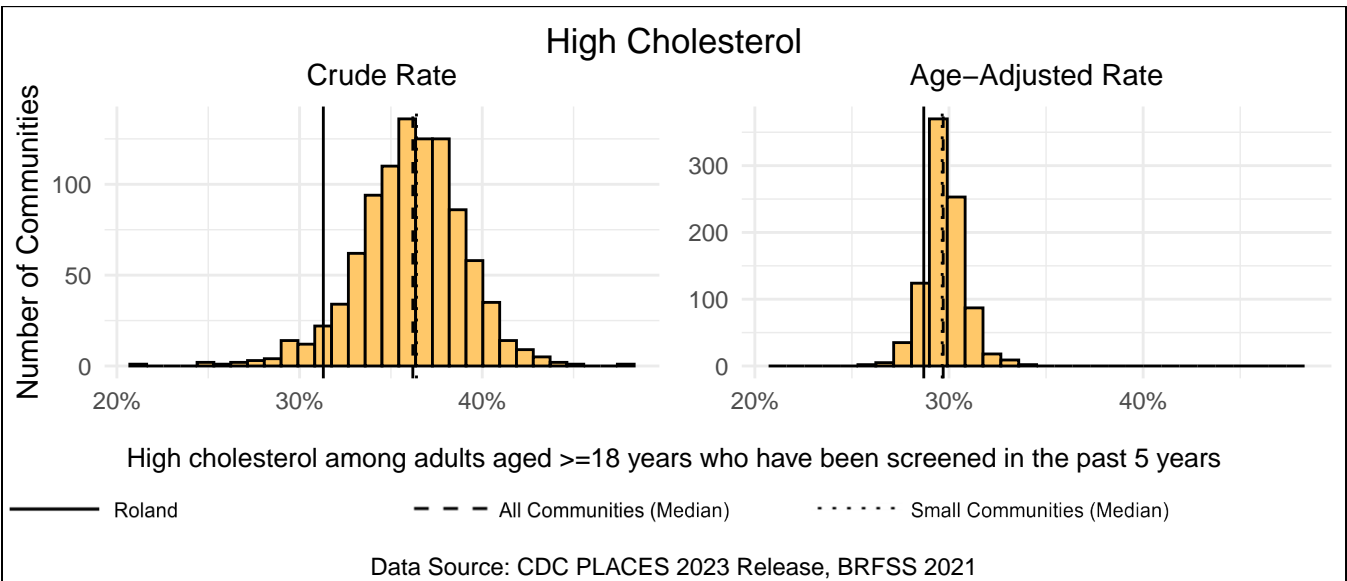
Measure Type	Roland	All Comm.	Small Comm.
Crude	7.2%	10.1%	10.0%
Age-Adjusted	7.1%	8.1%	8.1%



High Cholesterol

Roland has a crude rate of 31.3% for high cholesterol among adults aged ≥ 18 years who have been screened in the past 5 years, which ranks 52nd out of 958 Iowa communities (15th out of 138 small communities). The age-adjusted rate for Roland is 28.7%, which ranks 100th out of 905 Iowa communities (22nd out of 138 small communities).

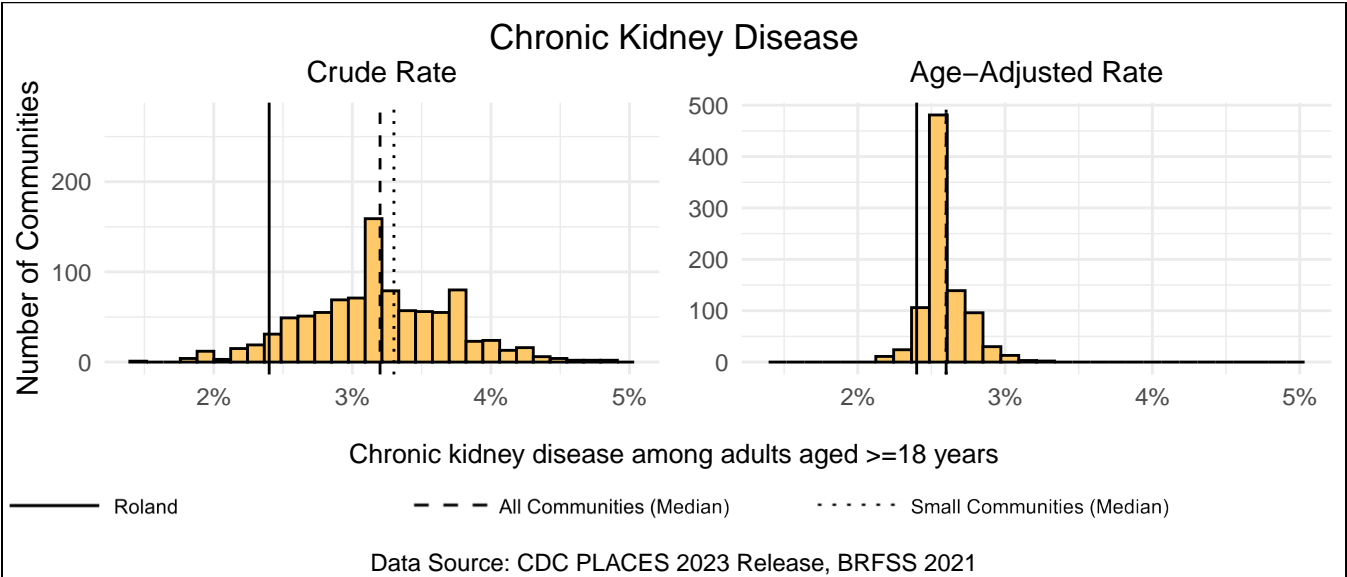
Measure Type	Roland	All Comm.	Small Comm.
Crude	31.3%	36.2%	36.4%
Age-Adjusted	28.7%	29.7%	29.6%



Chronic Kidney Disease

Roland has a crude rate of 2.4% for chronic kidney disease among adults aged ≥ 18 years, which ranks 55th out of 958 Iowa communities (13th out of 138 small communities). The age-adjusted rate for Roland is 2.4%, which ranks 36th out of 905 Iowa communities (8th out of 138 small communities).

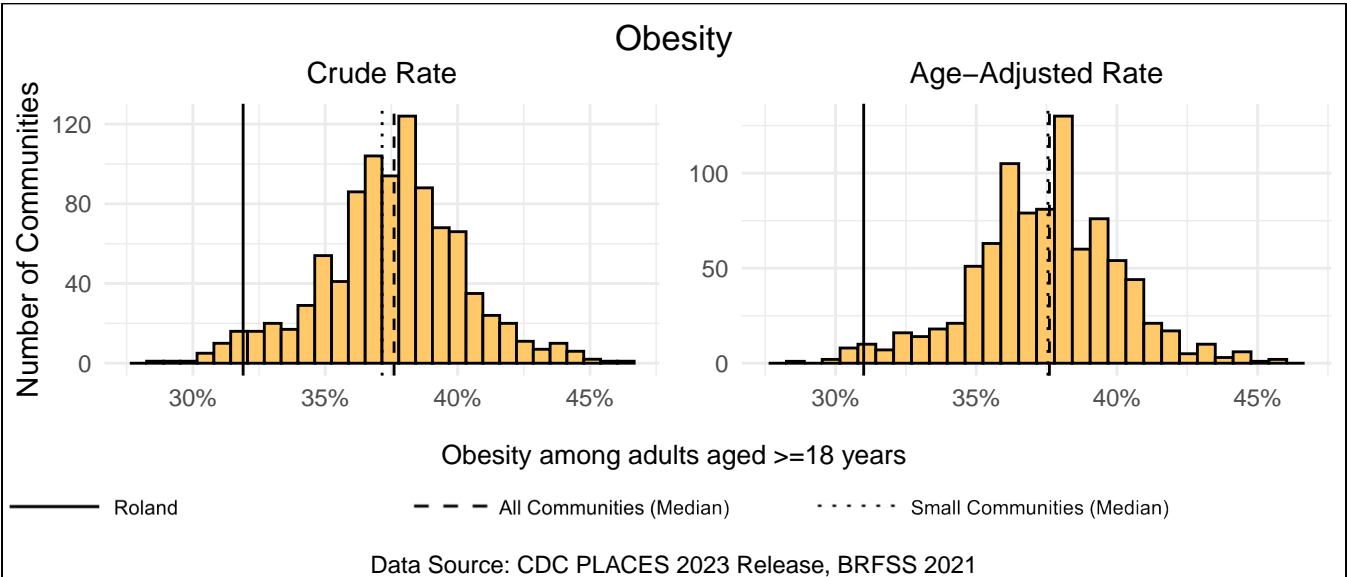
Measure Type	Roland	All Comm.	Small Comm.
Crude	2.4%	3.2%	3.3%
Age-Adjusted	2.4%	2.6%	2.6%



Obesity

Roland has a crude rate of 31.9% for obesity among adults aged ≥ 18 years, which ranks 31st out of 958 Iowa communities (7th out of 138 small communities). The age-adjusted rate for Roland is 31.0%, which ranks 15th out of 905 Iowa communities (6th out of 138 small communities).

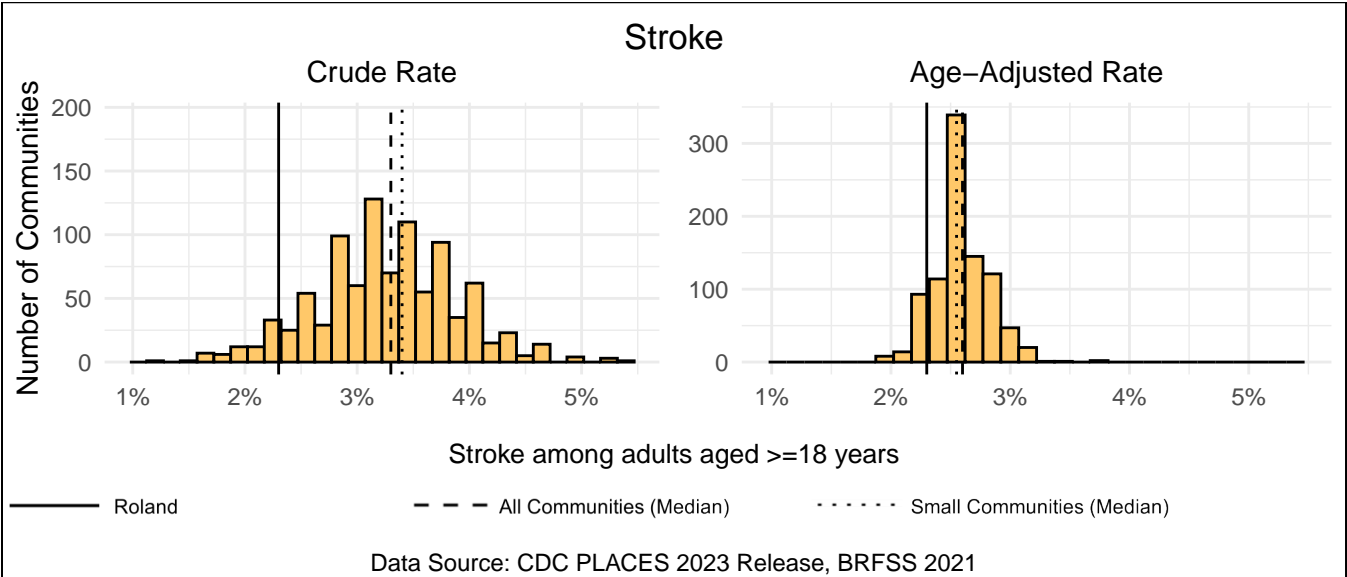
Measure Type	Roland	All Comm.	Small Comm.
Crude	31.9%	37.6%	37.2%
Age-Adjusted	31.0%	37.6%	37.5%



Stroke

Roland has a crude rate of 2.3% for stroke among adults aged ≥ 18 years, which ranks 59th out of 958 Iowa communities (14th out of 138 small communities). The age-adjusted rate for Roland is 2.3%, which ranks 49th out of 905 Iowa communities (10th out of 138 small communities).

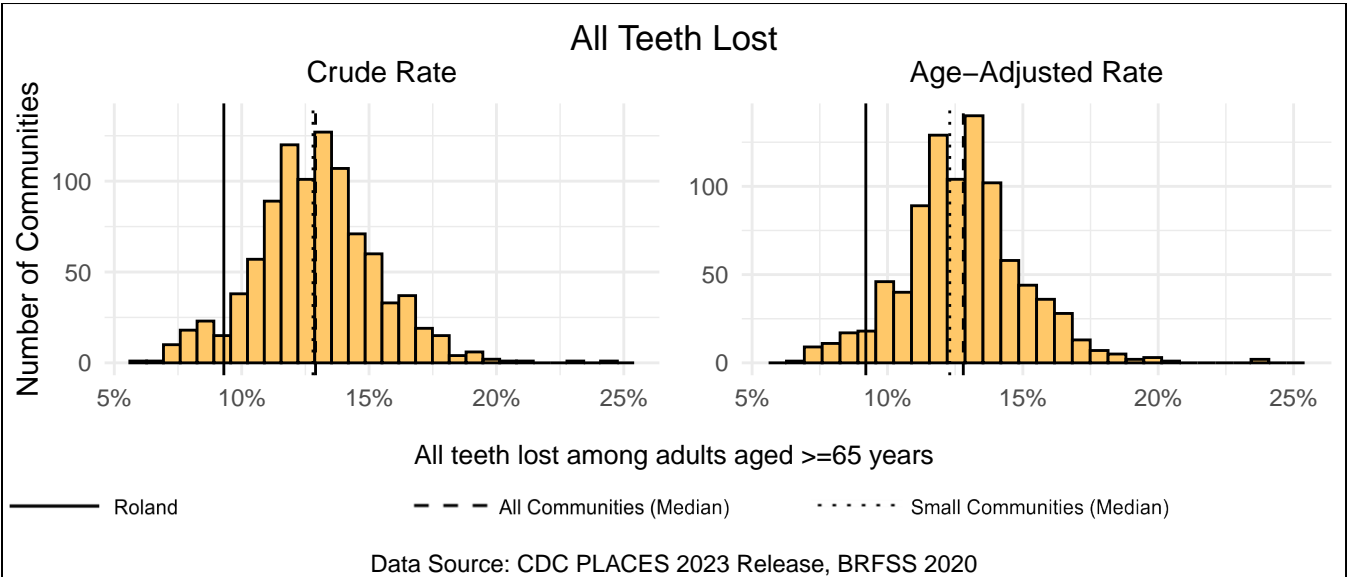
Measure Type	Roland	All Comm.	Small Comm.
Crude	2.3%	3.3%	3.4%
Age-Adjusted	2.3%	2.6%	2.5%



All Teeth Lost

Roland has a crude rate of 9.3% for all teeth lost among adults aged ≥ 65 years, which ranks 59th out of 958 Iowa communities (12th out of 138 small communities). The age-adjusted rate for Roland is 9.2%, which ranks 46th out of 905 Iowa communities (12th out of 138 small communities).

Measure Type	Roland	All Comm.	Small Comm.
Crude	9.3%	12.9%	12.8%
Age-Adjusted	9.2%	12.8%	12.3%



Prevention

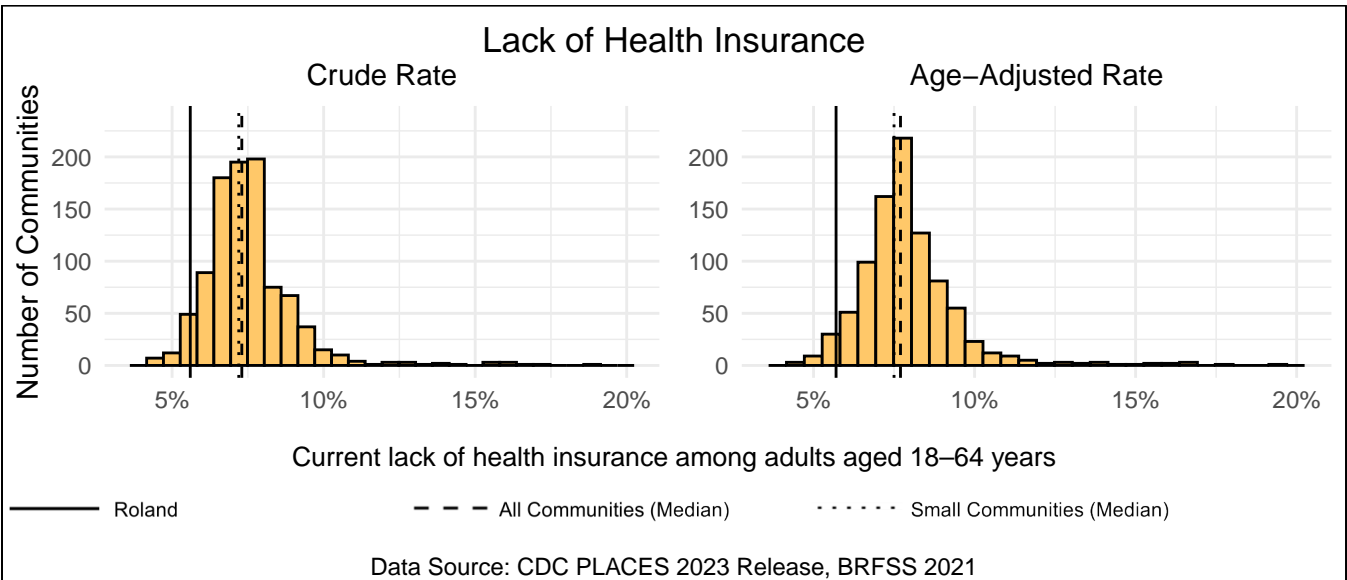
Preventive measures are another practical intervention point for public health professionals as they allow for the early detection of health conditions and improve overall treatment efficacy. This section includes a review of your community’s prevention measures, including preventive screenings and doctor visits. Besides the measure for lack of health insurance, all measures in this section are positive, where a higher rate is a strength for your community. The link below includes more information about each variable.

<https://www.cdc.gov/places/measure-definitions/prevention/index.html>

Lack of Health Insurance

Roland has a crude rate of 5.6% for current lack of health insurance among adults aged 18–64 years, which ranks 40th out of 958 Iowa communities (8th out of 138 small communities). The age-adjusted rate for Roland is 5.7%, which ranks 35th out of 905 Iowa communities (10th out of 138 small communities).

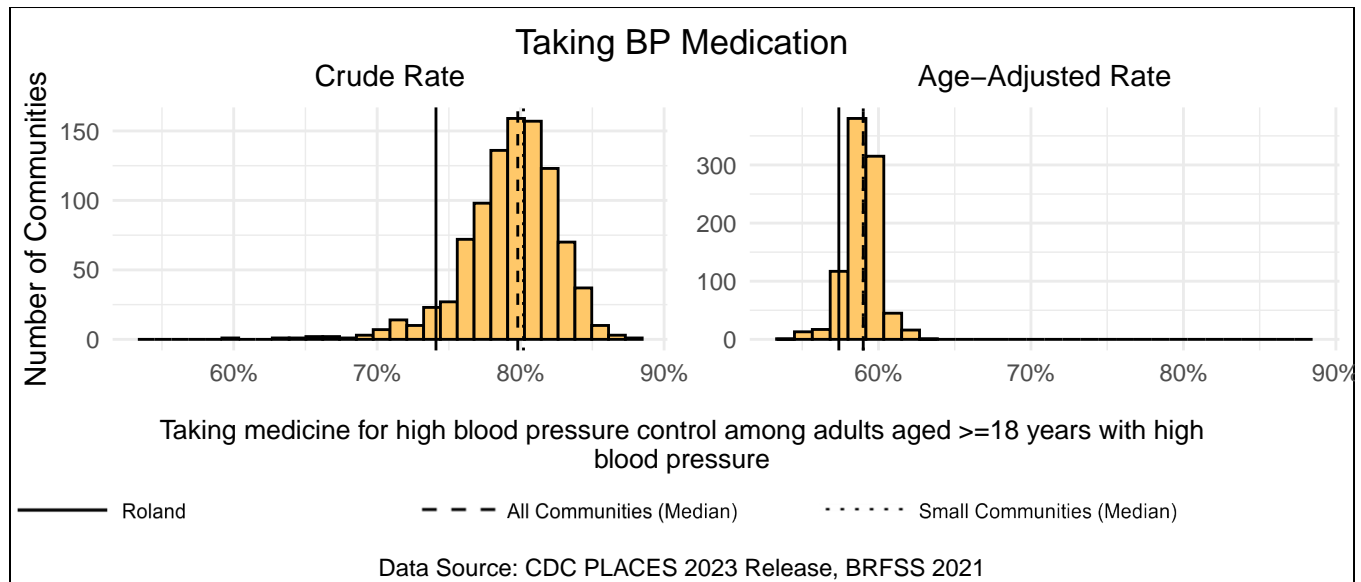
Measure Type	Roland	All Comm.	Small Comm.
Crude	5.6%	7.3%	7.2%
Age-Adjusted	5.7%	7.7%	7.5%



Taking BP Medication

Roland has a crude rate of 74.1% for taking medicine for high blood pressure control among adults aged ≥ 18 years with high blood pressure, which ranks 900th out of 958 Iowa communities (126th out of 138 small communities). The age-adjusted rate for Roland is 57.4%, which ranks 839th out of 905 Iowa communities (128th out of 138 small communities).

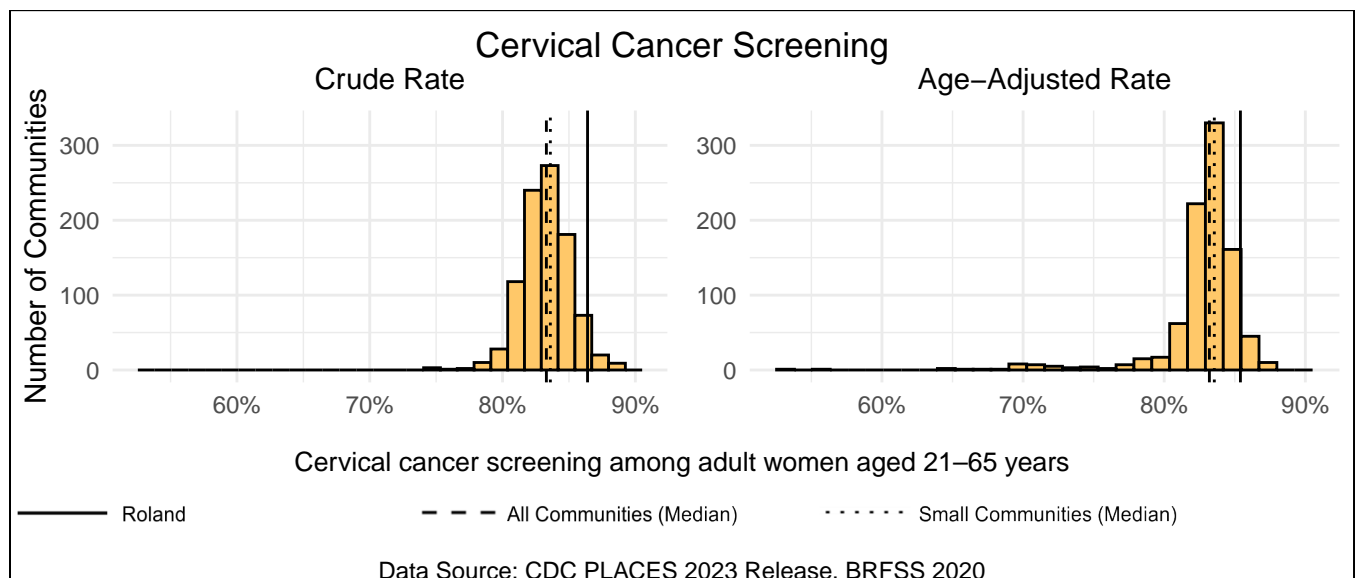
Measure Type	Roland	All Comm.	Small Comm.
Crude	74.1%	79.8%	80.2%
Age-Adjusted	57.4%	59.0%	59.0%



Cervical Cancer Screening

Roland has a crude rate of 86.4% for cervical cancer screening among adult women aged 21–65 years, which ranks 39th out of 958 Iowa communities (9th out of 138 small communities). The age-adjusted rate for Roland is 85.4%, which ranks 56th out of 905 Iowa communities (11th out of 138 small communities).

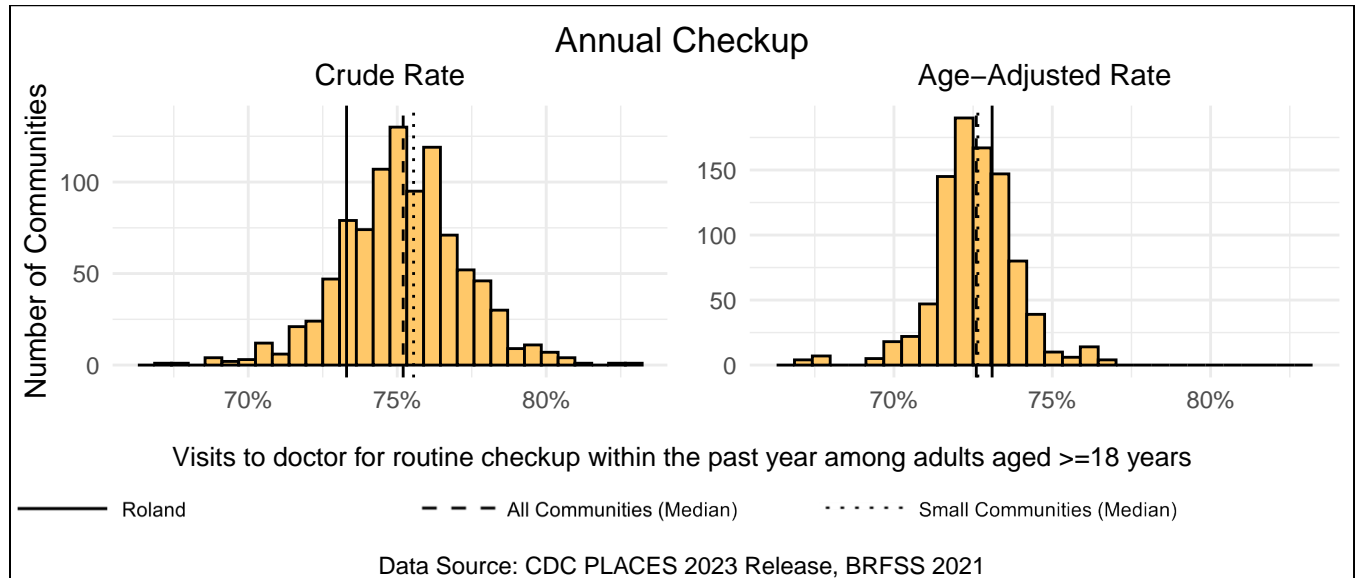
Measure Type	Roland	All Comm.	Small Comm.
Crude	86.4%	83.3%	83.6%
Age-Adjusted	85.4%	83.2%	83.5%



Annual Checkup

Roland has a crude rate of 73.3% for visits to doctor for routine checkup within the past year among adults aged ≥ 18 years, which ranks 799th out of 958 Iowa communities (118th out of 138 small communities). The age-adjusted rate for Roland is 73.1%, which ranks 259th out of 905 Iowa communities (47th out of 138 small communities).

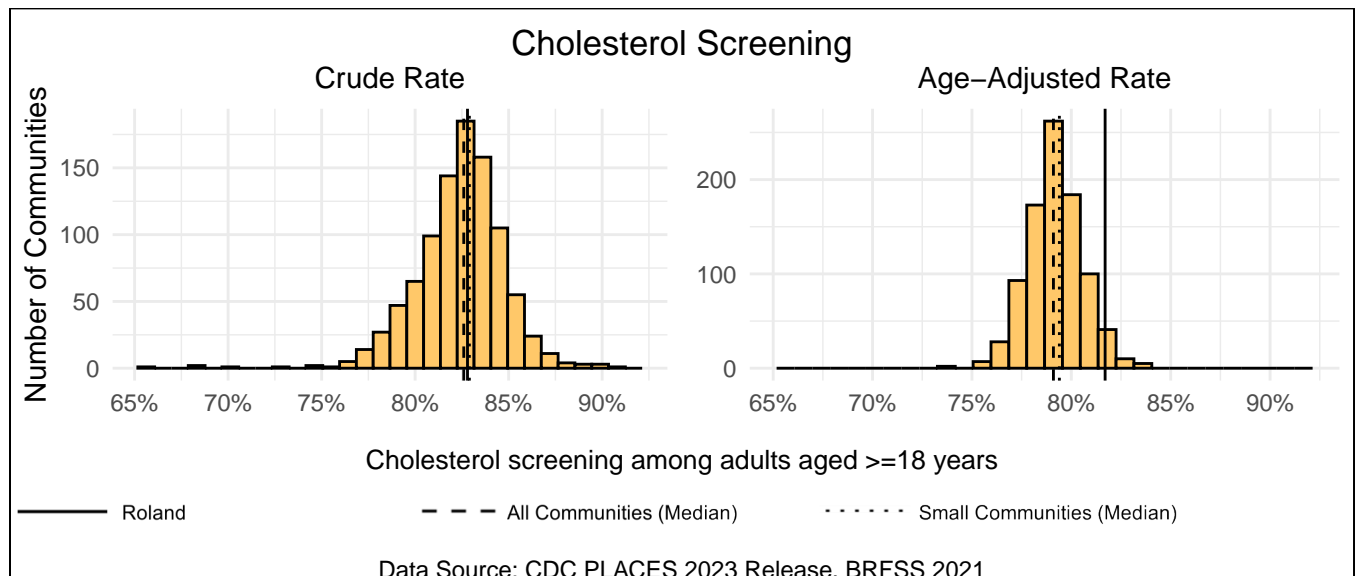
Measure Type	Roland	All Comm.	Small Comm.
Crude	73.3%	75.2%	75.5%
Age-Adjusted	73.1%	72.6%	72.6%



Cholesterol Screening

Roland has a crude rate of 82.8% for cholesterol screening among adults aged ≥ 18 years, which ranks 433rd out of 958 Iowa communities (72nd out of 138 small communities). The age-adjusted rate for Roland is 81.7%, which ranks 40th out of 905 Iowa communities (10th out of 138 small communities).

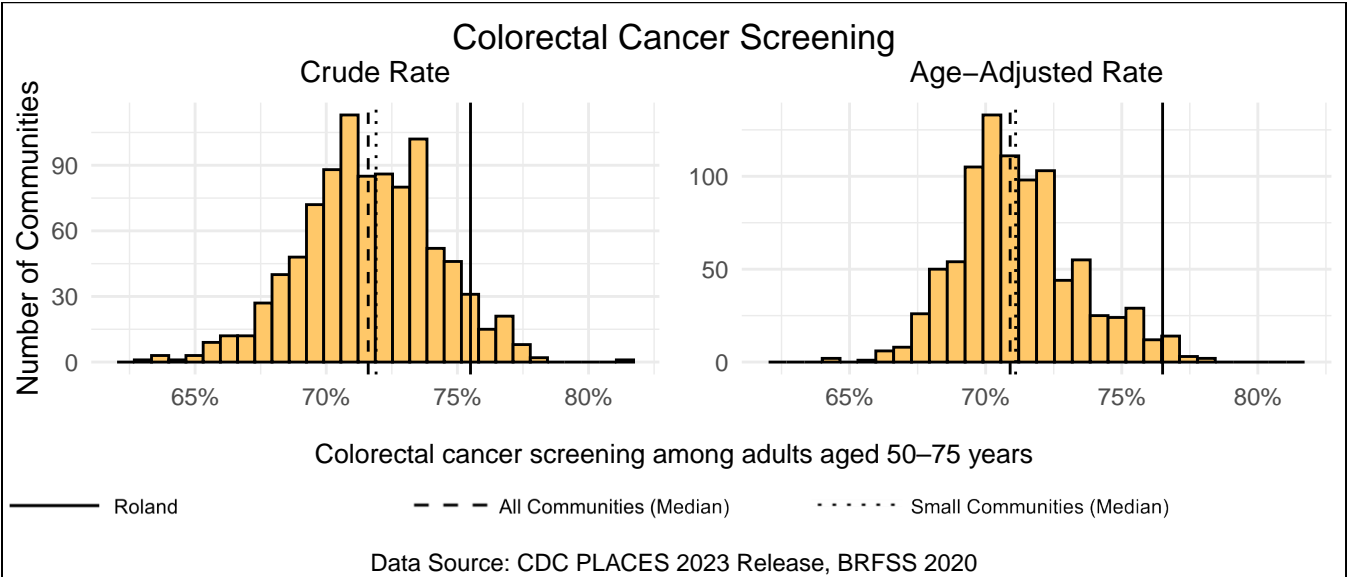
Measure Type	Roland	All Comm.	Small Comm.
Crude	82.8%	82.6%	82.9%
Age-Adjusted	81.7%	79.1%	79.4%



Colorectal Cancer Screening

Roland has a crude rate of 75.5% for colorectal cancer screening among adults aged 50–75 years, which ranks 60th out of 958 Iowa communities (11th out of 138 small communities). The age-adjusted rate for Roland is 76.5%, which ranks 17th out of 905 Iowa communities (6th out of 138 small communities).

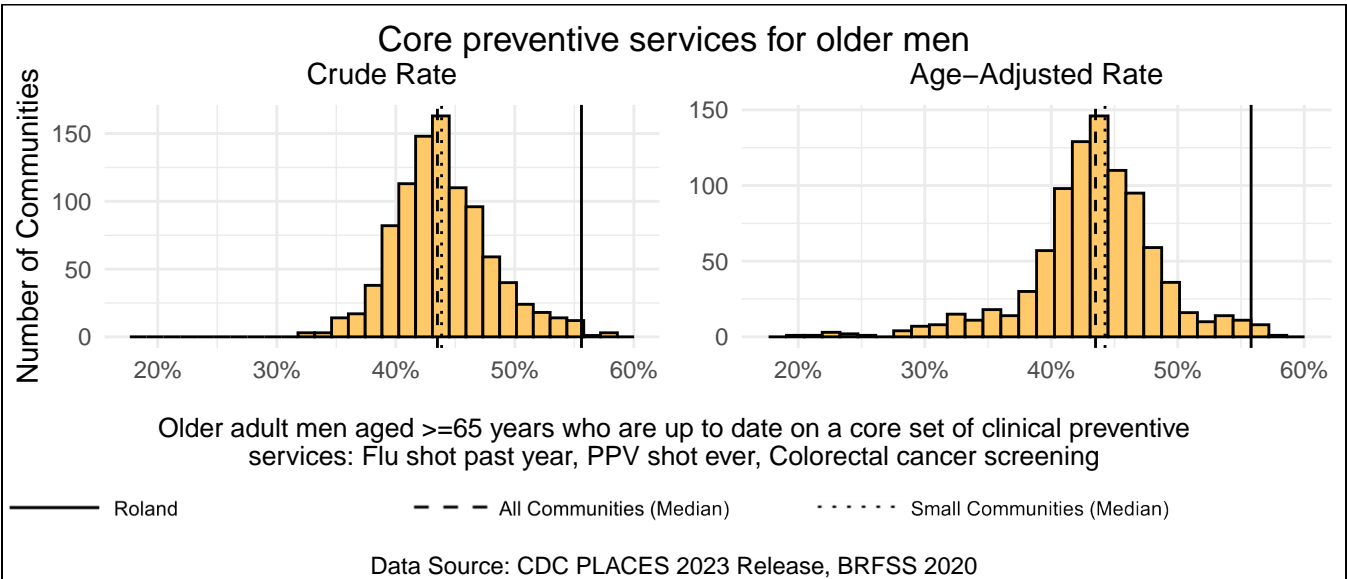
Measure Type	Roland	All Comm.	Small Comm.
Crude	75.5%	71.6%	71.9%
Age-Adjusted	76.5%	70.9%	71.1%



Core preventive services for older men

Roland has a crude rate of 55.6% for older adult men aged ≥65 years who are up to date on a core set of clinical preventive services: flu shot past year, ppv shot ever, colorectal cancer screening, which ranks 6th out of 958 Iowa communities (2nd out of 138 small communities). The age-adjusted rate for Roland is 55.8%, which ranks 8th out of 905 Iowa communities (3rd out of 138 small communities).

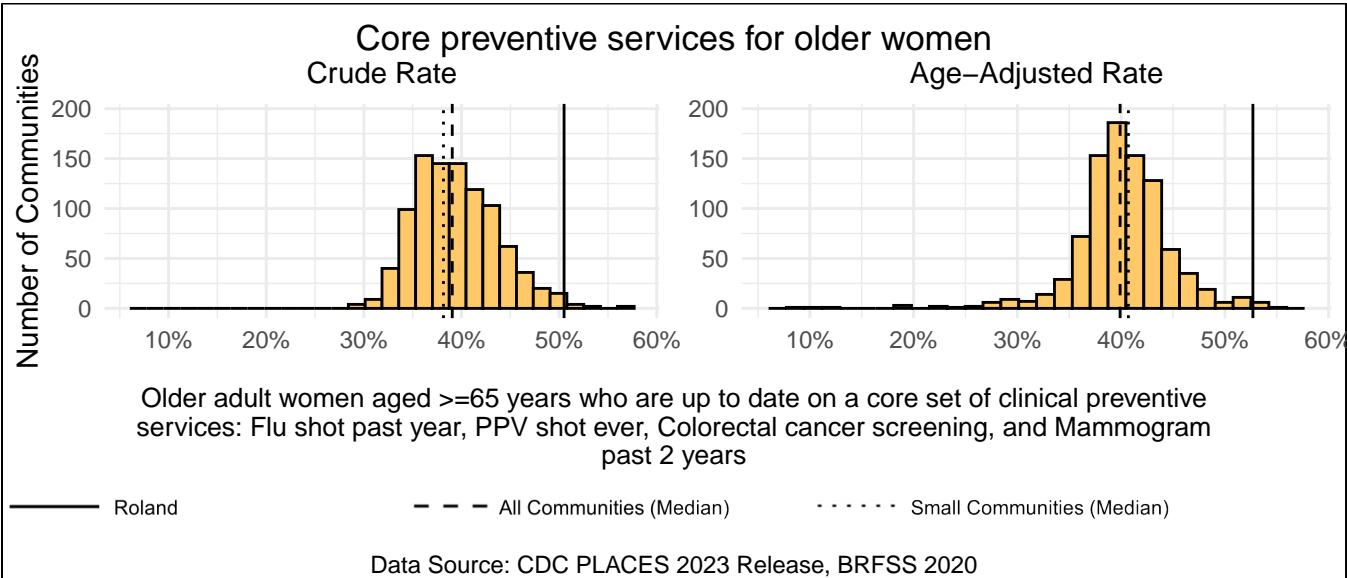
Measure Type	Roland	All Comm.	Small Comm.
Crude	55.6%	43.5%	43.8%
Age-Adjusted	55.8%	43.5%	44.2%



Core preventive services for older women

Roland has a crude rate of 50.5% for older adult women aged ≥ 65 years who are up to date on a core set of clinical preventive services: flu shot past year, ppv shot ever, colorectal cancer screening, and mammogram past 2 years, which ranks 9th out of 958 Iowa communities (3rd out of 138 small communities). The age-adjusted rate for Roland is 52.7%, which ranks 6th out of 905 Iowa communities (3rd out of 138 small communities).

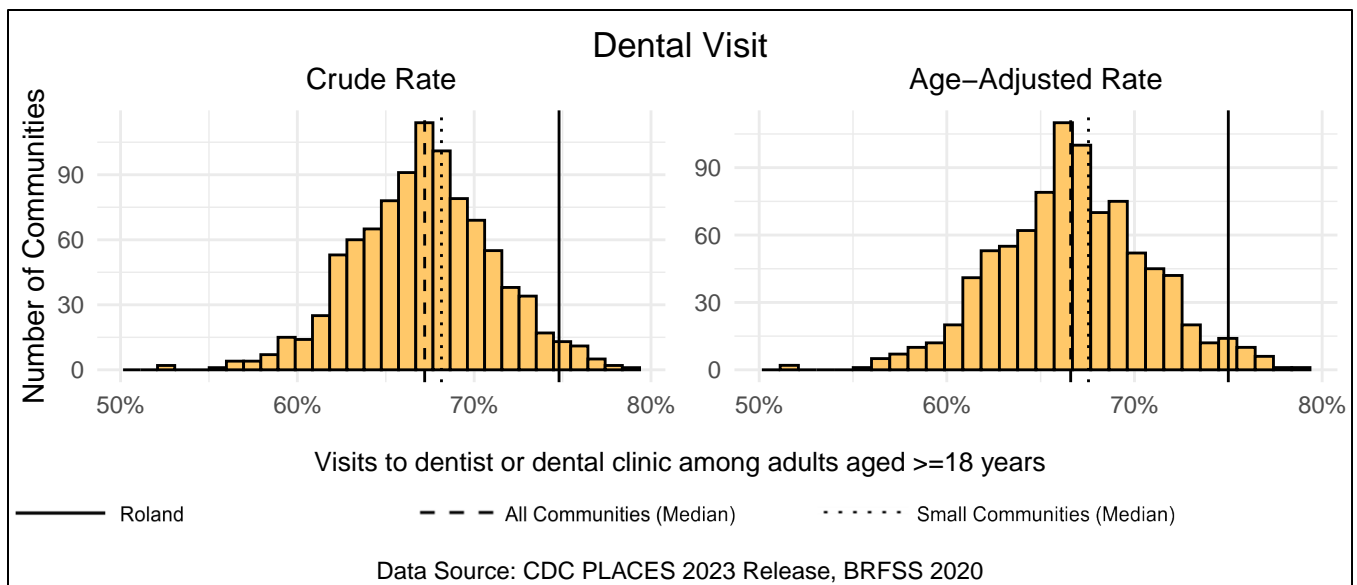
Measure Type	Roland	All Comm.	Small Comm.
Crude	50.5%	39.0%	38.2%
Age-Adjusted	52.7%	39.9%	40.7%



Dental Visit

Roland has a crude rate of 74.8% for visits to dentist or dental clinic among adults aged ≥ 18 years, which ranks 30th out of 958 Iowa communities (6th out of 138 small communities). The age-adjusted rate for Roland is 75.0%, which ranks 25th out of 905 Iowa communities (6th out of 138 small communities).

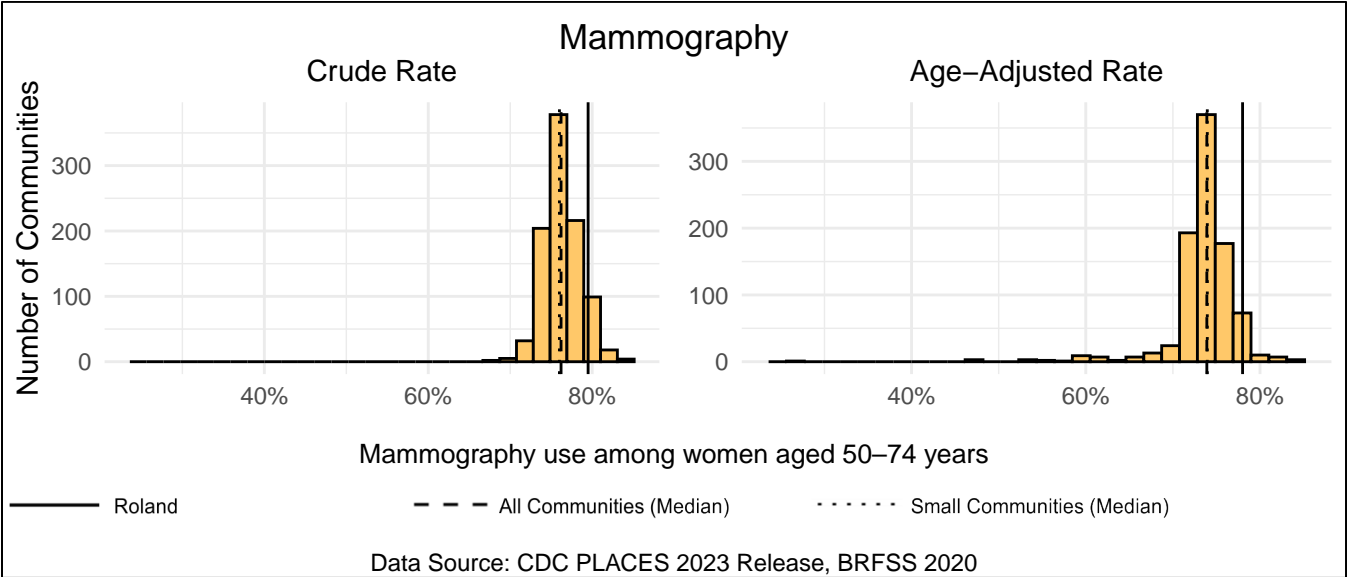
Measure Type	Roland	All Comm.	Small Comm.
Crude	74.8%	67.2%	68.2%
Age-Adjusted	75.0%	66.6%	67.5%



Mammography

Roland has a crude rate of 79.5% for mammography use among women aged 50–74 years, which ranks 78th out of 958 Iowa communities (12th out of 138 small communities). The age-adjusted rate for Roland is 78.0%, which ranks 45th out of 905 Iowa communities (11th out of 138 small communities).

Measure Type	Roland	All Comm.	Small Comm.
Crude	79.5%	76.2%	76.0%
Age-Adjusted	78.0%	73.9%	74.0%



Disability

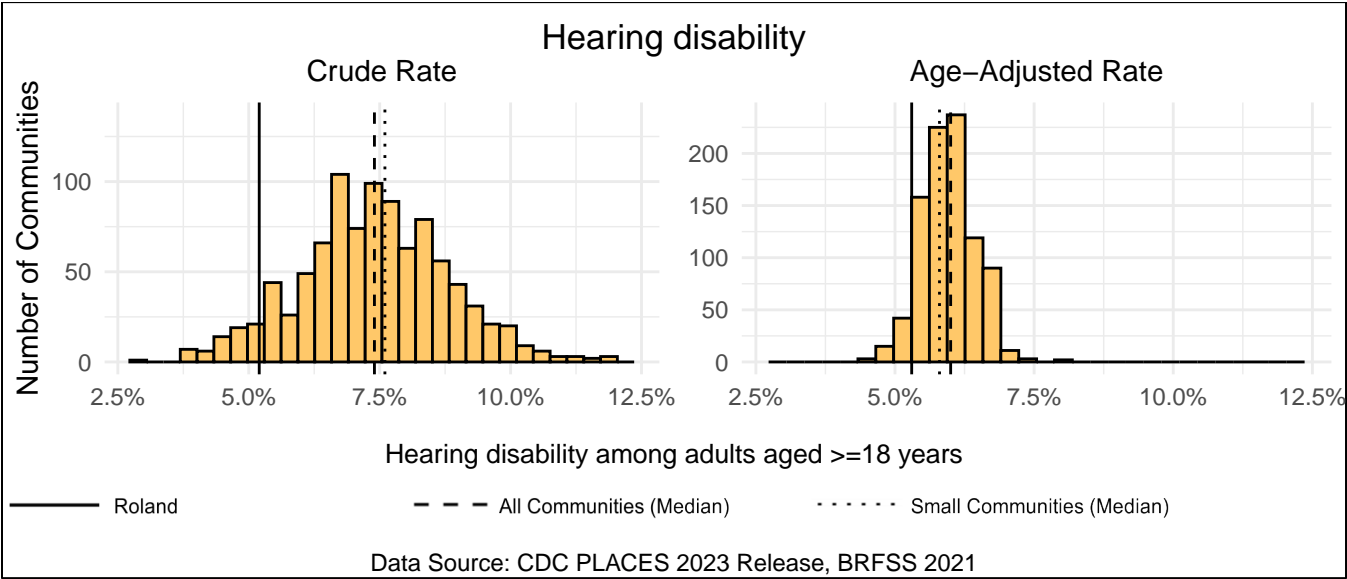
This section includes measures of physical and cognitive disabilities. Respondents were asked to report on six disabilities: hearing, vision, cognition, mobility, self-care, and independent living. The final measure reports the rate of respondents that answered yes to any of the previous six disabilities. The link below includes more information about each variable.

<https://www.cdc.gov/places/measure-definitions/unhealthy-behaviors/index.html>

Hearing disability

Roland has a crude rate of 5.2% for hearing disability among adults aged ≥ 18 years, which ranks 60th out of 958 Iowa communities (13th out of 138 small communities). The age-adjusted rate for Roland is 5.3%, which ranks 61st out of 905 Iowa communities (11th out of 138 small communities).

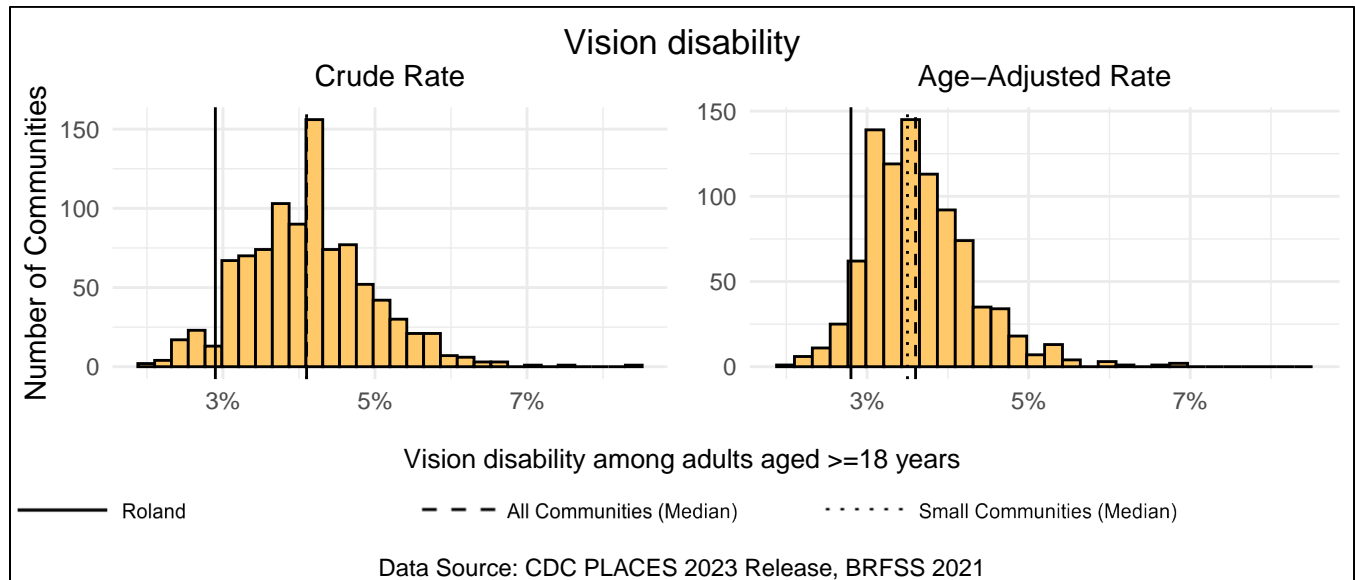
Measure Type	Roland	All Comm.	Small Comm.
Crude	5.2%	7.4%	7.6%
Age-Adjusted	5.3%	6.0%	5.8%



Vision disability

Roland has a crude rate of 2.9% for vision disability among adults aged ≥ 18 years, which ranks 50th out of 958 Iowa communities (12th out of 138 small communities). The age-adjusted rate for Roland is 2.8%, which ranks 44th out of 905 Iowa communities (9th out of 138 small communities).

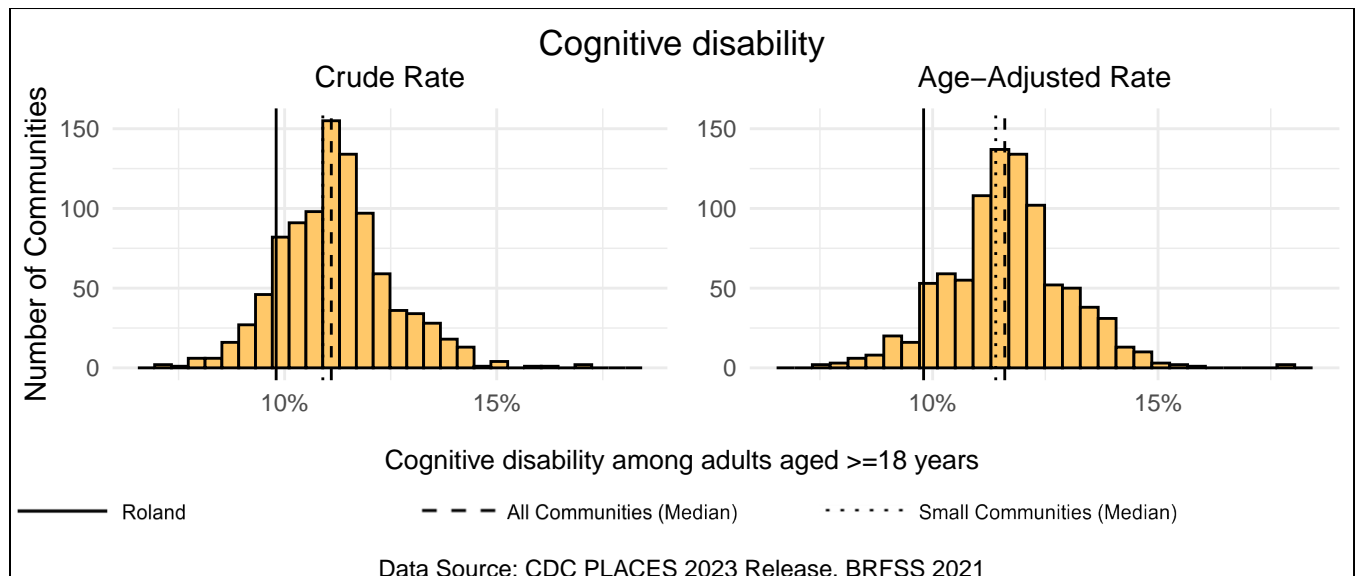
Measure Type	Roland	All Comm.	Small Comm.
Crude	2.9%	4.1%	4.1%
Age-Adjusted	2.8%	3.6%	3.5%



Cognitive disability

Roland has a crude rate of 9.8% for cognitive disability among adults aged ≥ 18 years, which ranks 105th out of 958 Iowa communities (16th out of 138 small communities). The age-adjusted rate for Roland is 9.8%, which ranks 56th out of 905 Iowa communities (12th out of 138 small communities).

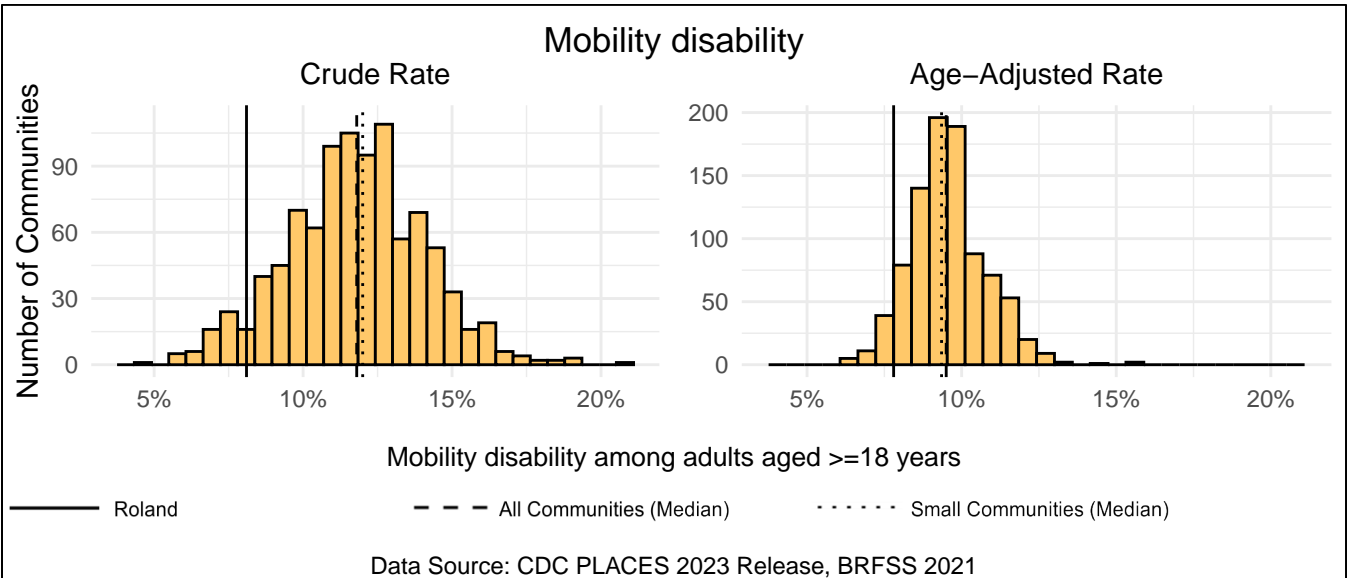
Measure Type	Roland	All Comm.	Small Comm.
Crude	9.8%	11.1%	10.9%
Age-Adjusted	9.8%	11.6%	11.4%



Mobility disability

Roland has a crude rate of 8.1% for mobility disability among adults aged ≥ 18 years, which ranks 56th out of 958 Iowa communities (15th out of 138 small communities). The age-adjusted rate for Roland is 7.8%, which ranks 50th out of 905 Iowa communities (12th out of 138 small communities).

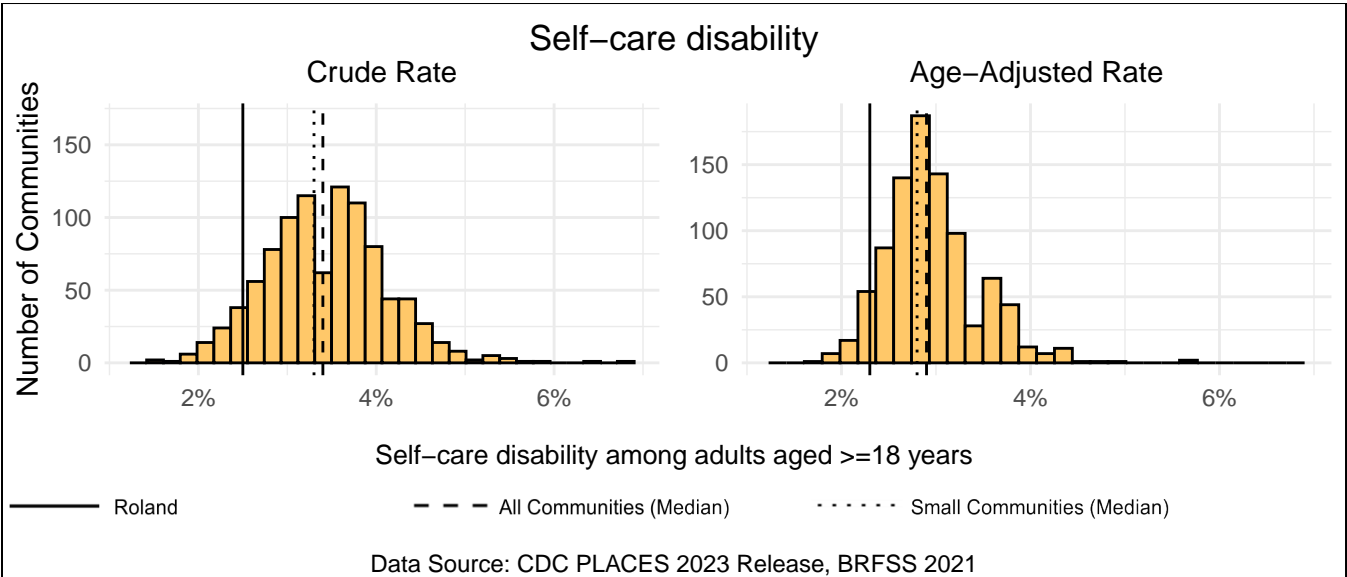
Measure Type	Roland	All Comm.	Small Comm.
Crude	8.1%	11.8%	12.0%
Age-Adjusted	7.8%	9.5%	9.4%



Self-care disability

Roland has a crude rate of 2.5% for self-care disability among adults aged ≥ 18 years, which ranks 60th out of 958 Iowa communities (15th out of 138 small communities). The age-adjusted rate for Roland is 2.3%, which ranks 45th out of 905 Iowa communities (10th out of 138 small communities).

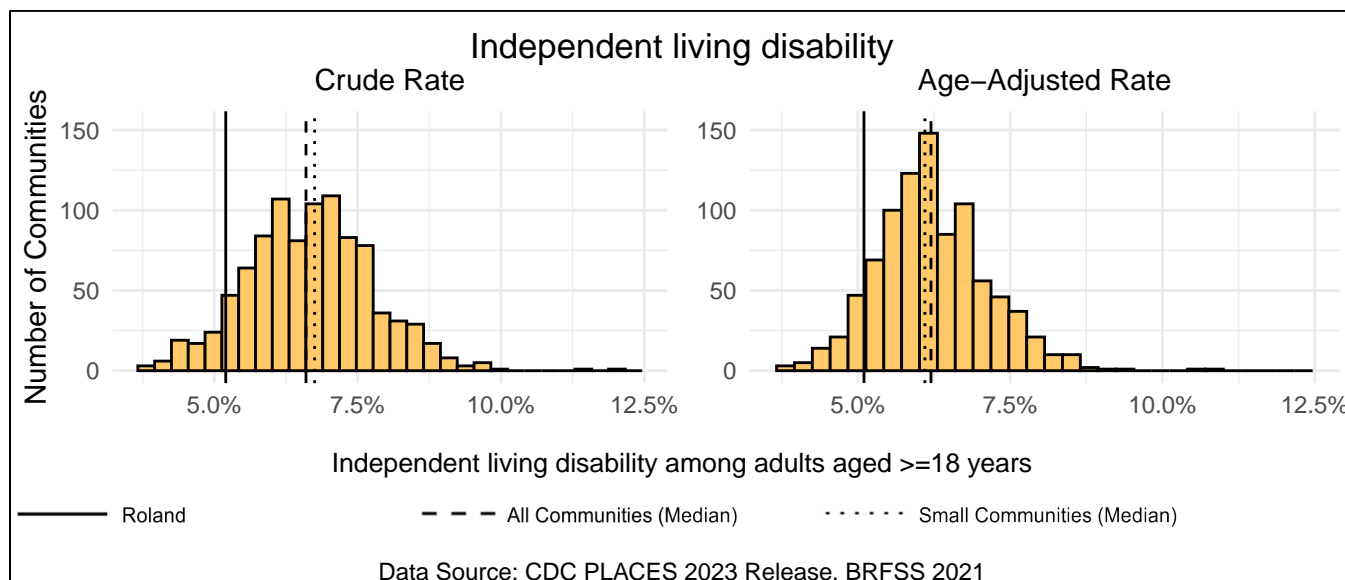
Measure Type	Roland	All Comm.	Small Comm.
Crude	2.5%	3.4%	3.3%
Age-Adjusted	2.3%	2.9%	2.8%



Independent living disability

Roland has a crude rate of 5.2% for independent living disability among adults aged ≥ 18 years, which ranks 70th out of 958 Iowa communities (14th out of 138 small communities). The age-adjusted rate for Roland is 5.1%, which ranks 67th out of 905 Iowa communities (14th out of 138 small communities).

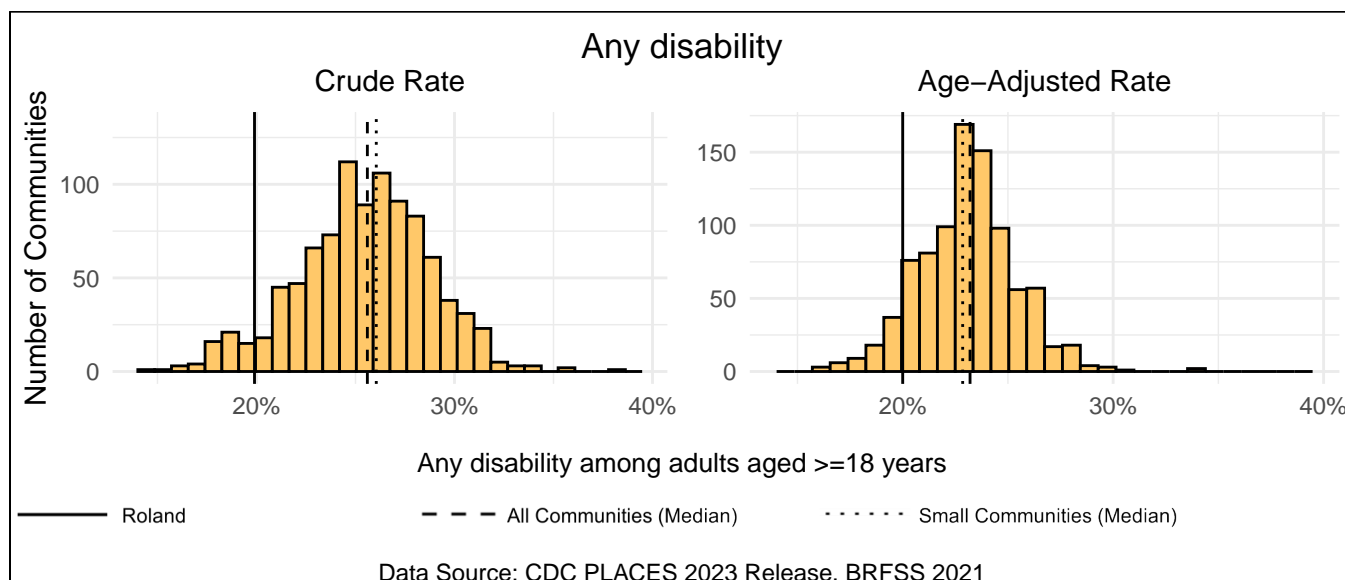
Measure Type	Roland	All Comm.	Small Comm.
Crude	5.2%	6.6%	6.8%
Age-Adjusted	5.1%	6.2%	6.1%



Any disability

Roland has a crude rate of 19.9% for any disability among adults aged ≥ 18 years, which ranks 57th out of 958 Iowa communities (12th out of 138 small communities). The age-adjusted rate for Roland is 20.0%, which ranks 74th out of 905 Iowa communities (12th out of 138 small communities).

Measure Type	Roland	All Comm.	Small Comm.
Crude	19.9%	25.6%	26.0%
Age-Adjusted	20.0%	23.2%	22.8%



Appendix 1: CDC PLACES Data

This report uses a novel dataset from the Centers for Disease Control and Prevention (CDC) called PLACES: Local Data for Better Health. The PLACES dataset uses small area estimation methods to provide estimates of health measures for counties, places, census tracts, and zip code tabulation areas. The estimates are created with a multilevel statistical modeling framework that utilizes CDC's Behavioral Risk Factor Surveillance System (BRFSS), Census population counts, and American Community Survey demographic and socioeconomic data.

Relevant links for CDC PLACES can be found below:

- [PLACES Homepage](#)
- [Measure Definitions](#)
- [Methodology](#)



Appendix 2: Roland PLACES Data

Category	Health Domain	Crude Rate Rank	Crude Rate (95% CI)	Age-Adj. Rate Rank	Age-Adj. Rate (95% CI)
Health Status	Mental Health	328	13.9% (11.9% - 16.2%)	64	14.1% (11.9% - 16.3%)
Health Status	General Health	42	10.1% (8.1% - 12.3%)	41	9.9% (8.0% - 12.0%)
Health Status	Physical Health	47	8.4% (7.1% - 10.0%)	44	8.2% (6.8% - 9.7%)
Health Risk Behaviors	Physical Inactivity	19	18.0% (14.3% - 22.0%)	15	17.7% (14.2% - 21.8%)
Health Risk Behaviors	Binge Drinking	920	23.5% (19.9% - 27.3%)	835	23.6% (20.0% - 27.6%)
Health Risk Behaviors	Current Smoking	73	13.9% (10.3% - 17.9%)	44	13.3% (10.0% - 17.1%)
Health Risk Behaviors	Sleep <7 hours	50	27.3% (25.6% - 29.1%)	23	26.8% (25.1% - 28.5%)
Health Outcomes	Obesity	31	31.9% (26.2% - 38.0%)	15	31.0% (25.4% - 37.0%)
Health Outcomes	Depression	778	19.1% (15.7% - 22.8%)	420	19.0% (15.8% - 22.5%)
Health Outcomes	Stroke	59	2.3% (2.0% - 2.6%)	49	2.3% (2.0% - 2.6%)
Health Outcomes	Coronary Heart Disease	61	4.4% (3.8% - 5.1%)	78	4.5% (3.8% - 5.2%)
Health Outcomes	Current Asthma	215	9.1% (8.0% - 10.3%)	125	9.1% (7.9% - 10.3%)
Health Outcomes	Chronic Kidney Disease	55	2.4% (2.1% - 2.7%)	36	2.4% (2.1% - 2.7%)
Health Outcomes	High Cholesterol	52	31.3% (27.2% - 35.5%)	100	28.7% (24.6% - 33.0%)
Health Outcomes	Arthritis	78	22.4% (18.9% - 26.1%)	124	21.8% (18.6% - 25.3%)
Health Outcomes	High Blood Pressure	61	25.9% (22.3% - 29.7%)	80	25.4% (22.0% - 29.0%)
Health Outcomes	Diabetes	48	7.2% (6.0% - 8.6%)	57	7.1% (5.9% - 8.4%)
Health Outcomes	All Teeth Lost	59	9.3% (5.4% - 14.0%)	46	9.2% (5.5% - 13.8%)
Health Outcomes	COPD	52	5.2% (4.1% - 6.4%)	54	5.1% (4.1% - 6.2%)
Health Outcomes	Cancer (except skin)	93	6.5% (5.8% - 7.2%)	418	6.5% (5.9% - 7.2%)
Prevention	Core preventive services for older men	6	55.6% (47.3% - 64.3%)	8	55.8% (47.6% - 64.4%)
Prevention	Taking BP Medication	900	74.1% (70.1% - 77.8%)	839	57.4% (52.5% - 62.4%)
Prevention	Colorectal Cancer Screening	60	75.5% (72.2% - 78.6%)	17	76.5% (73.4% - 79.4%)
Prevention	Cholesterol Screening	433	82.8% (79.5% - 85.7%)	40	81.7% (78.1% - 84.7%)
Prevention	Health Insurance	40	5.6% (4.2% - 7.4%)	35	5.7% (4.1% - 7.6%)
Prevention	Annual Checkup	799	73.3% (68.6% - 77.5%)	259	73.1% (68.6% - 77.5%)

Category	Health Domain	Crude Rate Rank	Crude Rate (95% CI)	Age-Adj. Rate Rank	Age-Adj. Rate (95% CI)
Prevention	Mammography	78	79.5% (75.4% - 83.2%)	45	78.0% (74.0% - 81.7%)
Prevention	Cervical Cancer Screening	39	86.4% (83.9% - 88.7%)	56	85.4% (82.8% - 87.7%)
Prevention	Core preventive services for older women	9	50.5% (42.9% - 58.3%)	6	52.7% (45.2% - 59.7%)
Prevention	Dental Visit	30	74.8% (71.2% - 77.9%)	25	75.0% (71.3% - 78.0%)
Disability	Any Disability	57	19.9% (16.4% - 23.7%)	74	20.0% (16.6% - 23.6%)
Disability	Independent Living Disability	70	5.2% (4.2% - 6.2%)	67	5.1% (4.2% - 6.0%)
Disability	Self-care Disability	60	2.5% (2.0% - 2.9%)	45	2.3% (1.9% - 2.8%)
Disability	Vision Disability	50	2.9% (2.4% - 3.4%)	44	2.8% (2.3% - 3.4%)
Disability	Cognitive Disability	105	9.8% (7.9% - 11.7%)	56	9.8% (8.0% - 11.7%)
Disability	Hearing Disability	60	5.2% (4.4% - 6.0%)	61	5.3% (4.6% - 6.0%)
Disability	Mobility Disability	56	8.1% (6.5% - 9.8%)	50	7.8% (6.4% - 9.5%)

The 95% confidence interval shown in parentheses represents the range of 95% of CDC area estimates under different model assumptions using Monte Carlo simulations.

Appendix 3: Small Communities (1,000-2,499)

Roland falls into the group of small communities, which have a population of 1,000-2,499. In this data, 138 communities have a population in this range. The table below lists all communities in that group, sorted by the population estimate in the CDC PLACES dataset.

Community	Population	Community	Population	Community	Population
New London	2,471	Monroe	1,889	Pocahontas	1,614
West Union	2,468	Ogden	1,878	Guthrie Center	1,605
Belle Plaine	2,421	Lisbon	1,874	Brooklyn	1,600
Rockwell City	2,389	Blue Grass	1,873	Corning	1,592
La Porte City	2,347	Wapello	1,861	Akron	1,580
Hull	2,340	Walcott	1,854	Monona	1,571
Cascade	2,312	Peosta	1,852	Urbana	1,565
Atkins	2,296	Pleasantville	1,840	Holstein	1,560
Lamoni	2,284	Mount Ayr	1,838	Slater	1,546
Mediapolis	2,214	Sigourney	1,835	Dysart	1,542
Alta	2,207	Farley	1,833	Shell Rock	1,542
Colfax	2,186	Sac City	1,825	Hartley	1,536
Sumner	2,145	Reinbeck	1,784	Sanborn	1,536
Northwood	2,142	Greenfield	1,778	Fairbank	1,490
Bellevue	2,132	Dallas Center	1,770	Panora	1,490
Remsen	2,095	Prairie City	1,762	Lenox	1,488
Audubon	2,089	Lake City	1,745	Wellman	1,474
Toledo	2,047	Parkersburg	1,738	Roland	1,472
Ely	2,045	Stuart	1,726	Nashua	1,472
Columbus Junction	2,029	Manson	1,718	Van Meter	1,468
Epworth	1,982	Leon	1,707	Nora Springs	1,464
Ida Grove	1,969	Ackley	1,699	Manning	1,444
Lake Mills	1,965	Corydon	1,688	Traer	1,441
Granger	1,950	Oakland	1,678	Logan	1,437
Denver	1,921	Guttenberg	1,667	Walford	1,434
Britt	1,921	State Center	1,654	Strawberry Point	1,427
Durant	1,902	Moville	1,640	Dunlap	1,418

Community	Population	Community	Population	Community	Population
Bedford	1,416	Fayette	1,179	Graettinger	1,010
Manly	1,415	Central City	1,166	Preston	1,005
Kingsley	1,382	Palo	1,162	Rockwell	1,004
Avoca	1,375	Springville	1,160		
Earlham	1,367	George	1,149		
University Heights	1,353	Wayland	1,148		
Montezuma	1,335	St. Ansgar	1,140		
Elkader	1,326	Clarence	1,136		
Coon Rapids	1,324	Fredericksburg	1,133		
Clarksville	1,311	Fruitland	1,127		
Woodbine	1,286	Swisher	1,126		
Jewell Junction	1,284	Neola	1,125		
Alton	1,283	Afton	1,105		
Melcher-Dallas	1,278	Riverside	1,090		
Greene	1,267	Hamburg	1,087		
Malvern	1,264	Newhall	1,076		
Lone Tree	1,261	Treynor	1,071		
Dike	1,240	Villisca	1,071		
Conrad	1,234	Janesville	1,063		
Lake Park	1,223	Winfield	1,063		
Laurens	1,223	Griswold	1,056		
Sheffield	1,209	Lansing	1,053		
Tripoli	1,207	Sloan	1,051		
Marcus	1,200	Baxter	1,036		
Eddyville	1,187	Winthrop	1,035		
Gilbert	1,185	Sully	1,022		
New Sharon	1,183	Lawton	1,021		