



## Iowa Community Health Snapshot Series

*275 community reports prepared for the Iowa State University  
Extension and Outreach Community and Economic  
Development Unit*



*May 2024*

*By Matthew Voss & Shawn Dorius*

---

*This project was supported by funding from Iowa State University's Extension and Outreach Community and Economic Development Unit via an award from Iowa State University's Presidential Strategic Initiative Plan 2022-2031.*

# Iowa Community Health Snapshot Series

## Table of contents

<b>Health in Newhall: Overview</b>	<b>3</b>
Strengths . . . . .	3
Opportunities . . . . .	4
How to Use this Report . . . . .	5
Using Ames, IA as an Example . . . . .	6
<b>Health Status</b>	<b>7</b>
Poor General Health . . . . .	7
Poor Physical Health . . . . .	8
Poor Mental Health . . . . .	8
<b>Health Risk Behaviors</b>	<b>9</b>
Binge Drinking . . . . .	9
Current Smoking . . . . .	10
Physical Inactivity . . . . .	10
Sleep <7 hours . . . . .	11
<b>Health Outcomes</b>	<b>12</b>
Arthritis . . . . .	12
High Blood Pressure . . . . .	13
Cancer (except skin) . . . . .	13
Current Asthma . . . . .	14
Coronary Heart Disease . . . . .	14
COPD . . . . .	15
Depression . . . . .	15
Diabetes . . . . .	16
High Cholesterol . . . . .	16
Chronic Kidney Disease . . . . .	17
Obesity . . . . .	17
Stroke . . . . .	18
All Teeth Lost . . . . .	18
<b>Prevention</b>	<b>19</b>
Lack of Health Insurance . . . . .	19
Taking BP Medication . . . . .	20
Cervical Cancer Screening . . . . .	20
Annual Checkup . . . . .	21
Cholesterol Screening . . . . .	21

---

Colorectal Cancer Screening . . . . .	22
Core preventive services for older men . . . . .	22
Core preventive services for older women . . . . .	24
Dental Visit . . . . .	24
Mammography . . . . .	26
<b>Disability</b>	<b>27</b>
Hearing disability . . . . .	27
Vision disability . . . . .	28
Cognitive disability . . . . .	28
Mobility disability . . . . .	29
Self-care disability . . . . .	29
Independent living disability . . . . .	30
Any disability . . . . .	30
<b>Appendix 1: CDC PLACES Data</b>	<b>31</b>
<b>Appendix 2: Newhall PLACES Data</b>	<b>32</b>
<b>Appendix 3: Small Communities (1,000-2,499)</b>	<b>34</b>

# Health in Newhall: Overview

Dear Community Members & Stakeholders of Newhall,

We are pleased to share the Iowa Community Health Snapshot series, a set of reports designed in partnership with Iowa State University's Community Economic Development to assess the overall landscape of health and well-being across Iowa. The following pages include the health snapshot for your community. The snapshot can be used to see how Newhall ranks across various health measures compared to the rest of the state and similarly-sized communities. This comparison allows us to identify Newhall's strengths and opportunities for growth by leveraging the Centers for Disease Control and Prevention PLACES dataset.

The report includes 37 health measures organized topically by general health status, risky behavior, health outcomes, prevention, and disability. We provide a general overview of each health topic, followed by a description of each health measure. Health measure descriptions include crude and age-adjusted rates and a ranking that tells you how your community ranks compared to all Iowa communities and communities of similar size to Newhall. Crude rates tell you the raw, un-adjusted percent of the population experiencing the health measure. Age-adjusted rates account for the age distribution present in your community and presents what the rate would be if your community had a standard age distribution. Crude rates can provide a general comparison between communities and age-adjusted rates can give a fairer comparison between communities with different age structures.

## Strengths

Take a look at the top strengths of your community! Below are unadjusted and age-adjusted health measures that represent your community's strengths. We recommend using continued investment in these areas to maintain them as strengths, as well as building on them to improve in other health domains.

Crude			Age-Adjusted		
Health Domain	Statewide Community Rank	Small Community Rank	Health Domain	Statewide Community Rank	Small Community Rank
Cervical Cancer Screening	54th	11th	Chronic Kidney Disease	36th	8th
Health Insurance	59th	10th	Vision Disability	44th	9th
Cognitive Disability	75th	10th	Self-care Disability	45th	10th
Vision Disability	82nd	17th	Health Insurance	48th	14th
All Teeth Lost	83rd	15th	Stroke	49th	10th

# Opportunities

Below are health measures that represent potential areas for growth in your community. We recommend increasing investment in these areas to support community health and well-being.

Crude			Age-Adjusted		
Health Domain	Statewide Community Rank	Small Community Rank	Health Domain	Statewide Community Rank	Small Community Rank
Taking BP Medication	685th	103rd	Cancer (except skin)	831st	126th
Binge Drinking	637th	96th	Taking BP Medication	812th	123rd
Sleep <7 hours	498th	87th	Binge Drinking	686th	102nd
Cancer (except skin)	486th	54th	Sleep <7 hours	391st	64th
Mammography	391st	48th	Obesity	338th	50th

Please review the rest of the report to learn more about your community and reach out to us with questions about the report or for recommendations to improve the overall health and well-being in Newhall.

Sincerely,



Shawn F. Dorius, PhD  
Iowa State University  
Public Science Collaborative



IOWA STATE UNIVERSITY  
Extension and Outreach  
Community and Economic Development

This project was supported by funding from Iowa State University’s Extension and Outreach Community and Economic Development Unit, via an award from Iowa State University’s Presidential Strategic Initiative Plan 2022-2031.

---

## How to Use this Report

The purpose of the Iowa Community Health Snapshot Series is to provide an overview of health in Newhall that can be used to help inform health-related interventions and programming. This report contains five sections, including the overall health status of Newhall, a review of risky behaviors in the community, and information on various health outcomes, prevention measures, and disability needs. Each section includes an overview of the health domain, a breakdown of its underlying health measures, and data to see how Newhall compares to the rest of the state and similarly-sized communities.

With a population of 1,076, Newhall’s similarly sized communities are defined as small communities. In Iowa, small communities have an average population of 1,553, and there are 138 communities that are considered small communities. To see all of the communities in this population group, please see Appendix 3 of this report.

Group	Population Range	Number of Communities
Large	50,000+	11
Mid-Large	10,000-49,999	31
Midsized	2,500-9,999	102
Small	1,000-2,499	138
Very Small	0-999	676
Total		958

Using Ames, IA as an Example

The graphic below is an example of the details included for each health measure. The table in the upper right shows your community’s crude and age-adjusted rate estimates alongside their averages across all Iowa communities and similarly-sized communities. The images below show the distribution of the health measure across communities. The vertical lines correspond with the values in the table to show the estimate for the specific community compared to communities across the state. The solid black line in each plot represents the community rate, with the dashed lines indicating the average rate for all Iowa communities and the dotted lines showing the average rate for similarly-sized communities.



# Health Status

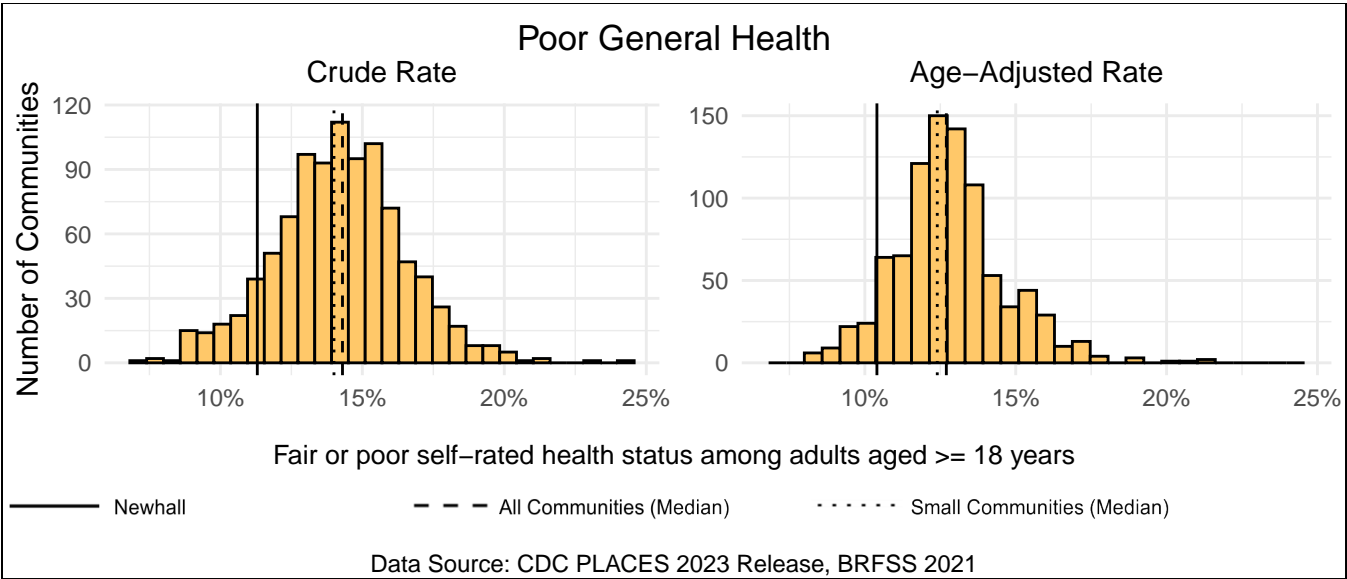
This section reflects measures for overall health, including general, physical, and mental health. These measures are a valuable way to see a simple summary of the health of a country’s population. The questions to calculate these measures ask respondents to evaluate their health status. General health is evaluated on a 5-point scale where respondents can report their health status as one of “excellent,” “very good,” “good,” “fair,” or “poor,” from which the respondents who answer “fair” or “poor” are included in the measure. Physical and mental health are evaluated as the rate of respondents who say they have had 14 or more days in the last 30 days in which their physical or mental health was not good. The URL below includes more information about each variable.

<https://www.cdc.gov/places/measure-definitions/health-status/index.html>

## Poor General Health

Newhall has a crude rate of 11.3% for fair or poor self-rated health status among adults aged >= 18 years, which ranks 88th out of 958 Iowa communities (20th out of 138 small communities). The age-adjusted rate for Newhall is 10.4%, which ranks 62nd out of 905 Iowa communities (14th out of 138 small communities).

Measure Type	Newhall	All Comm.	Small Comm.
Crude	11.3%	14.3%	14.0%
Age-Adjusted	10.4%	12.7%	12.4%

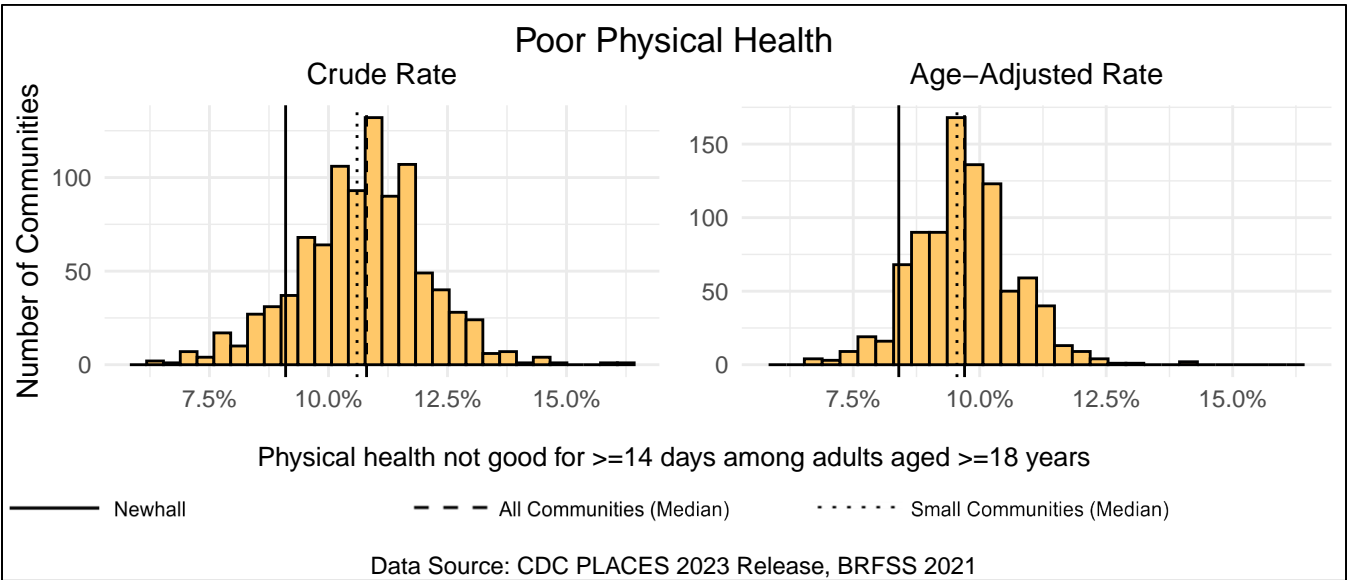




# Poor Physical Health

Newhall has a crude rate of 9.1% for physical health not good for >=14 days among adults aged >=18 years, which ranks 100th out of 958 Iowa communities (21st out of 138 small communities). The age-adjusted rate for Newhall is 8.4%, which ranks 70th out of 905 Iowa communities (14th out of 138 small communities).

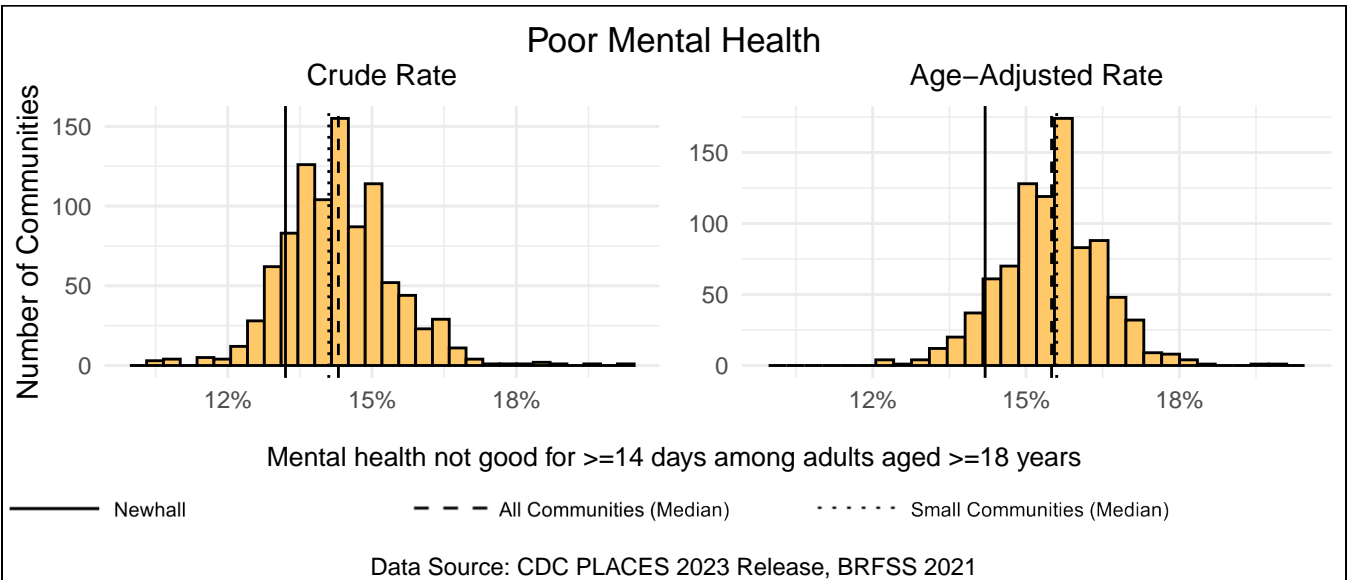
Measure Type	Newhall	All Comm.	Small Comm.
Crude	9.1%	10.8%	10.6%
Age-Adjusted	8.4%	9.7%	9.6%



# Poor Mental Health

Newhall has a crude rate of 13.2% for mental health not good for >=14 days among adults aged >=18 years, which ranks 119th out of 958 Iowa communities (17th out of 138 small communities). The age-adjusted rate for Newhall is 14.2%, which ranks 79th out of 905 Iowa communities (15th out of 138 small communities).

Measure Type	Newhall	All Comm.	Small Comm.
Crude	13.2%	14.3%	14.1%
Age-Adjusted	14.2%	15.5%	15.6%



# Health Risk Behaviors

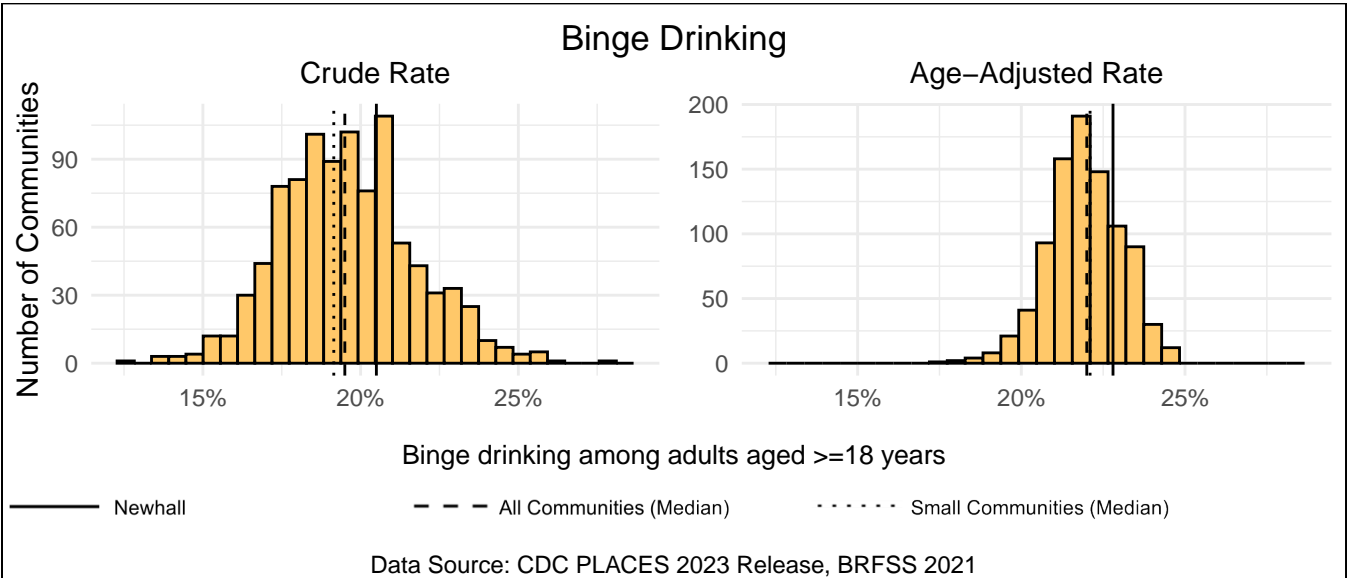
Health risk measures are measures of individual behaviors that can lead to poor health outcomes. These include binge drinking, current smoking, physical inactivity, and getting less than seven hours of nightly sleep. Risk behaviors are the most critical intervention points as they can help save lives and drastically improve health outcomes later in life. Each measure is calculated as the rate of respondents participating in a high level of risk behavior. The exact cutoff points for the behavior depend on the health area. The link below includes more information about each variable.

<https://www.cdc.gov/places/measure-definitions/unhealthy-behaviors/index.html>

## Binge Drinking

Newhall has a crude rate of 20.5% for binge drinking among adults aged  $\geq 18$  years, which ranks 637th out of 958 Iowa communities (96th out of 138 small communities). The age-adjusted rate for Newhall is 22.8%, which ranks 686th out of 905 Iowa communities (102nd out of 138 small communities).

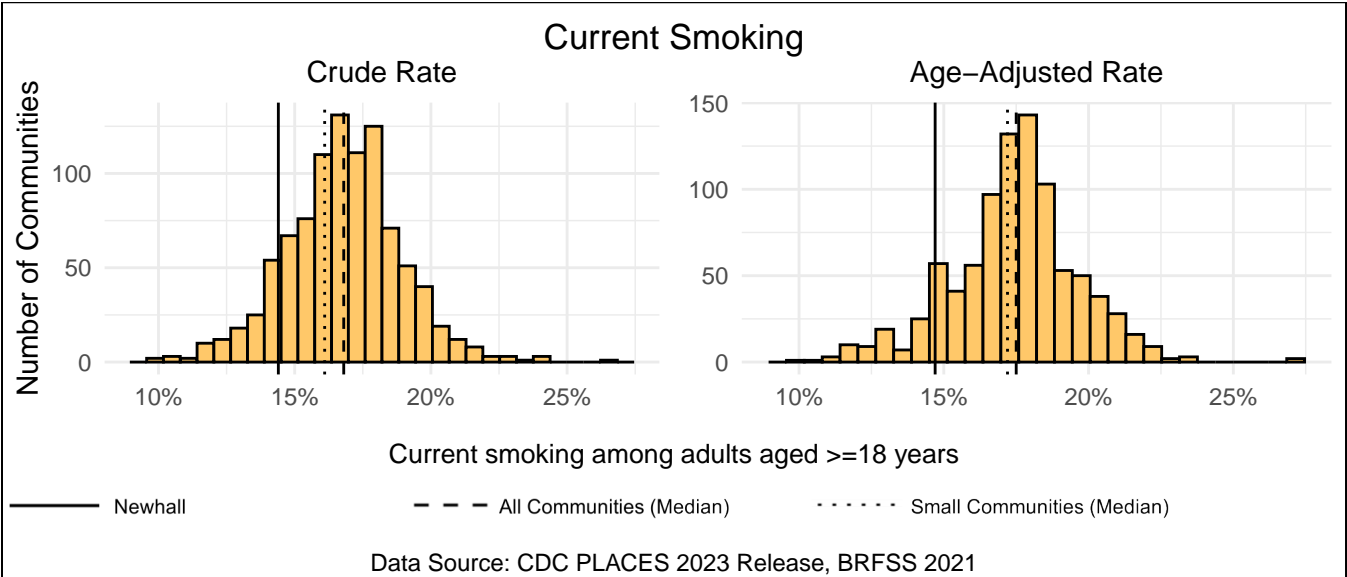
Measure Type	Newhall	All Comm.	Small Comm.
Crude	20.5%	19.5%	19.1%
Age-Adjusted	22.8%	22.0%	22.1%



# Current Smoking

Newhall has a crude rate of 14.4% for current smoking among adults aged  $\geq 18$  years, which ranks 103rd out of 958 Iowa communities (16th out of 138 small communities). The age-adjusted rate for Newhall is 14.7%, which ranks 87th out of 905 Iowa communities (16th out of 138 small communities).

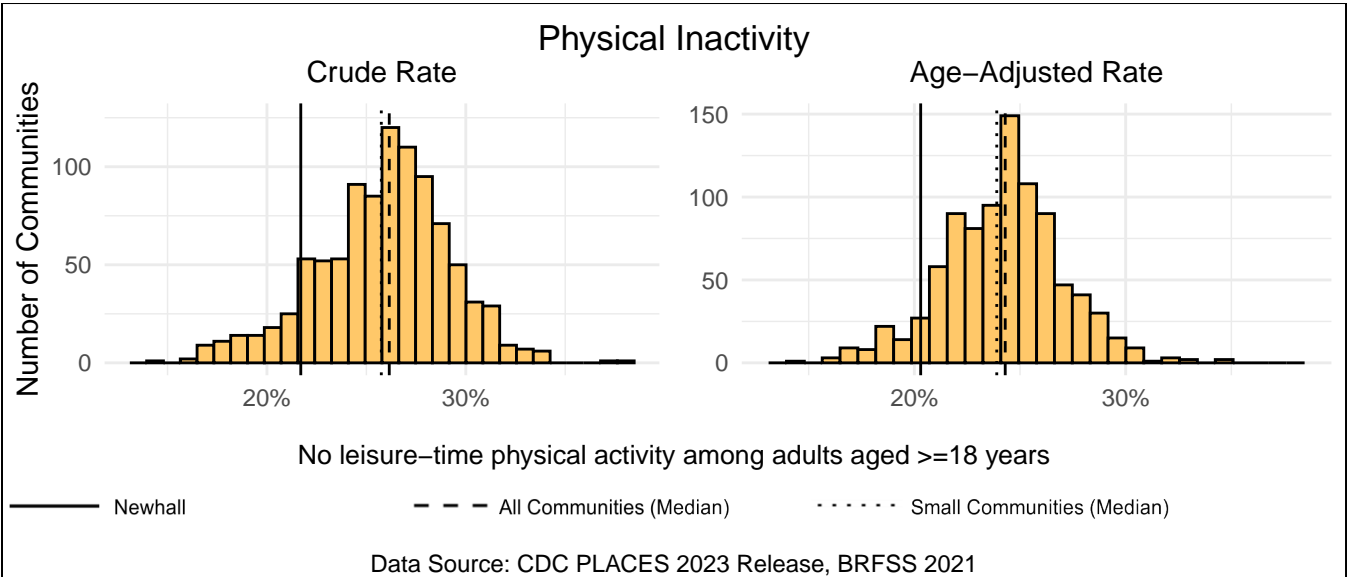
Measure Type	Newhall	All Comm.	Small Comm.
Crude	14.4%	16.8%	16.1%
Age-Adjusted	14.7%	17.5%	17.2%



# Physical Inactivity

Newhall has a crude rate of 21.7% for no leisure-time physical activity among adults aged  $\geq 18$  years, which ranks 100th out of 958 Iowa communities (20th out of 138 small communities). The age-adjusted rate for Newhall is 20.3%, which ranks 65th out of 905 Iowa communities (15th out of 138 small communities).

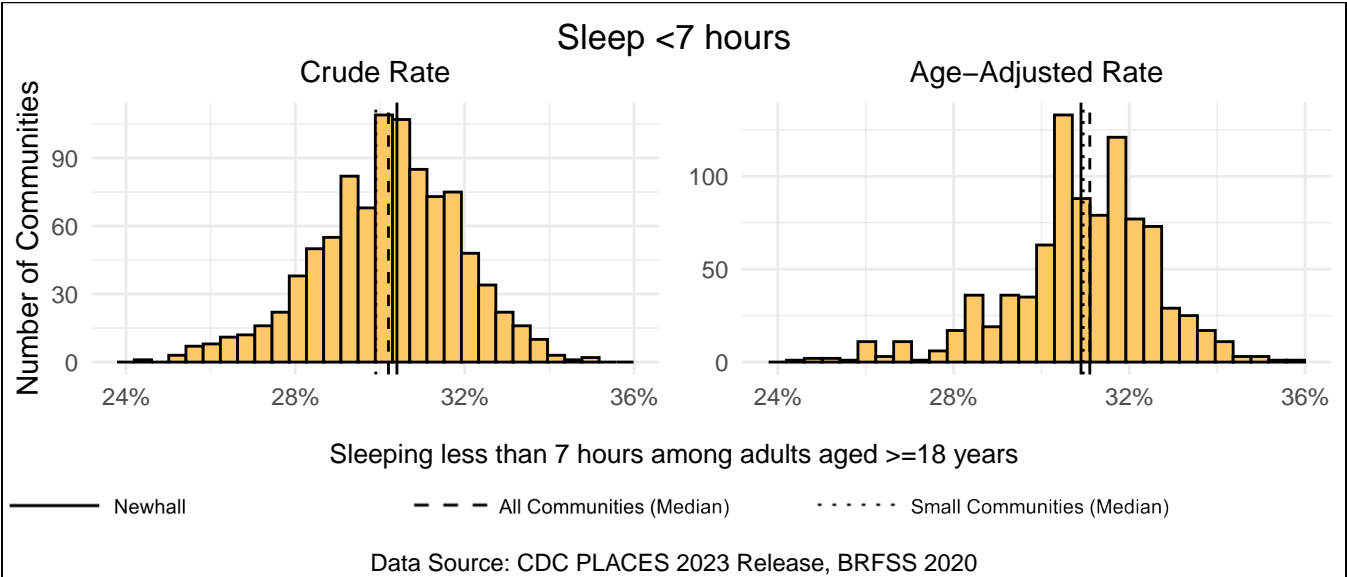
Measure Type	Newhall	All Comm.	Small Comm.
Crude	21.7%	26.1%	25.8%
Age-Adjusted	20.3%	24.3%	23.9%



# Sleep <7 hours

Newhall has a crude rate of 30.4% for sleeping less than 7 hours among adults aged  $\geq 18$  years, which ranks 498th out of 958 Iowa communities (87th out of 138 small communities). The age-adjusted rate for Newhall is 30.9%, which ranks 391st out of 905 Iowa communities (64th out of 138 small communities).

Measure Type	Newhall	All Comm.	Small Comm.
Crude	30.4%	30.2%	29.9%
Age-Adjusted	30.9%	31.1%	31.0%



# Health Outcomes

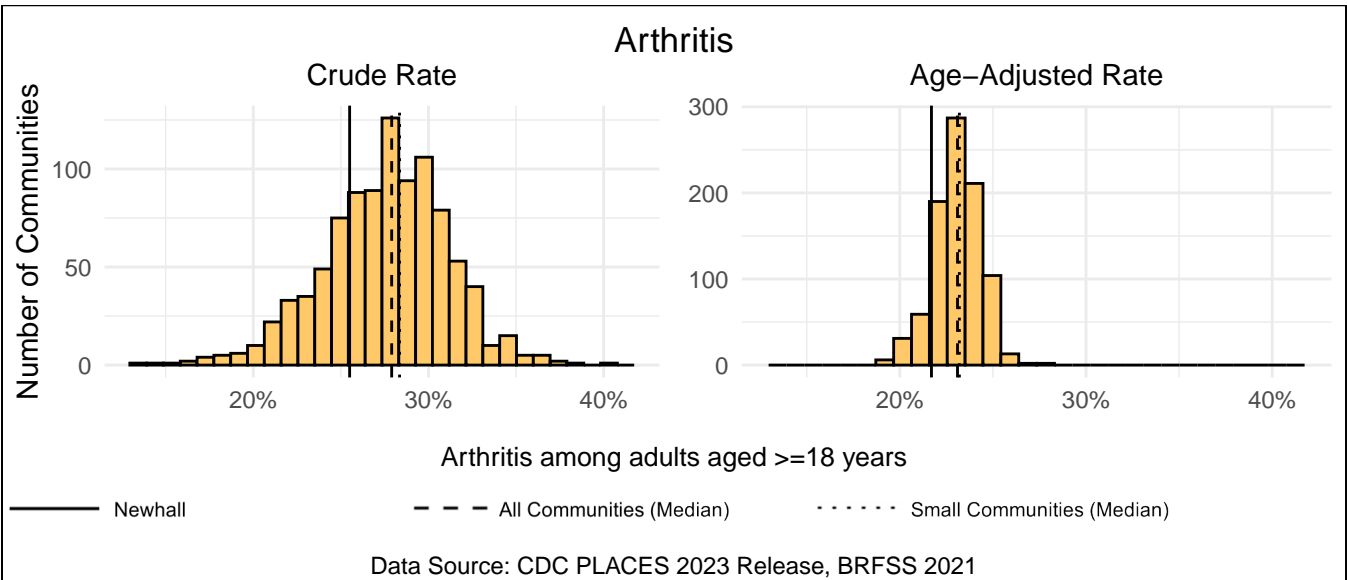
This section includes measures about specific health outcomes such as chronic illness, mental health conditions, and risk factors for future disease. Health outcome measures include but are not limited to arthritis, high blood pressure, cancer, depression, and obesity. Each measure is the percentage of respondents reporting receiving the diagnosis by a doctor, nurse, or other health professional. The link below includes more information about each variable.

<https://www.cdc.gov/places/measure-definitions/health-outcomes/index.html>

## Arthritis

Newhall has a crude rate of 25.5% for arthritis among adults aged  $\geq 18$  years, which ranks 245th out of 958 Iowa communities (36th out of 138 small communities). The age-adjusted rate for Newhall is 21.7%, which ranks 110th out of 905 Iowa communities (20th out of 138 small communities).

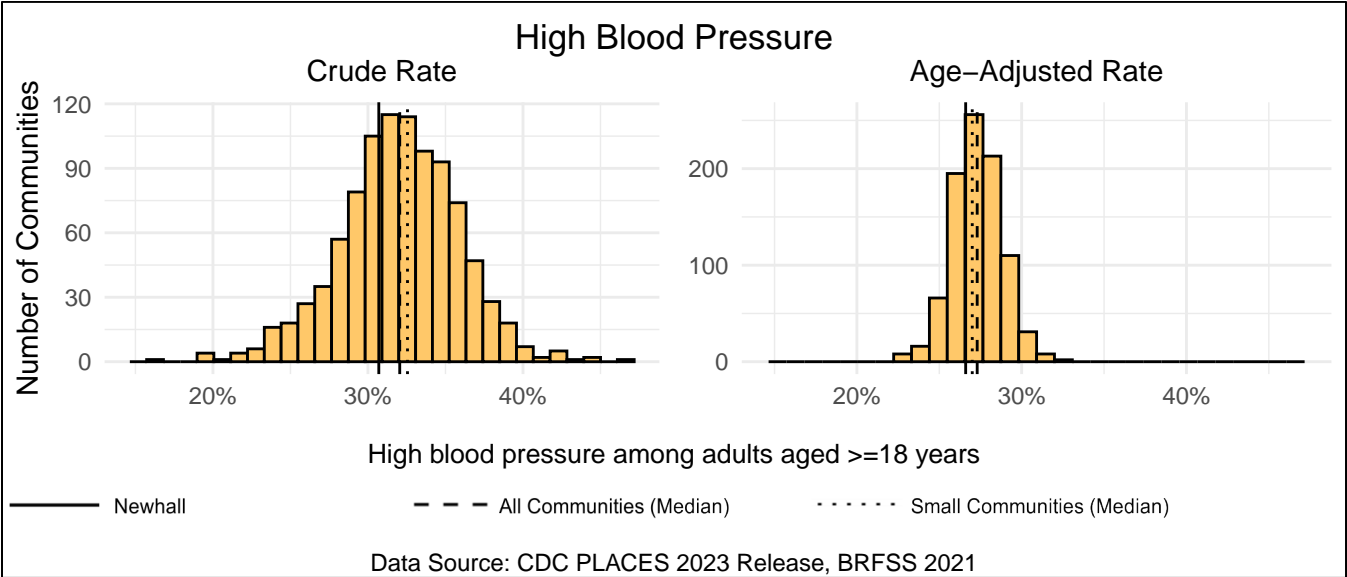
Measure Type	Newhall	All Comm.	Small Comm.
Crude	25.5%	27.9%	28.4%
Age-Adjusted	21.7%	23.1%	23.2%



## High Blood Pressure

Newhall has a crude rate of 30.7% for high blood pressure among adults aged  $\geq 18$  years, which ranks 324th out of 958 Iowa communities (43rd out of 138 small communities). The age-adjusted rate for Newhall is 26.6%, which ranks 286th out of 905 Iowa communities (51st out of 138 small communities).

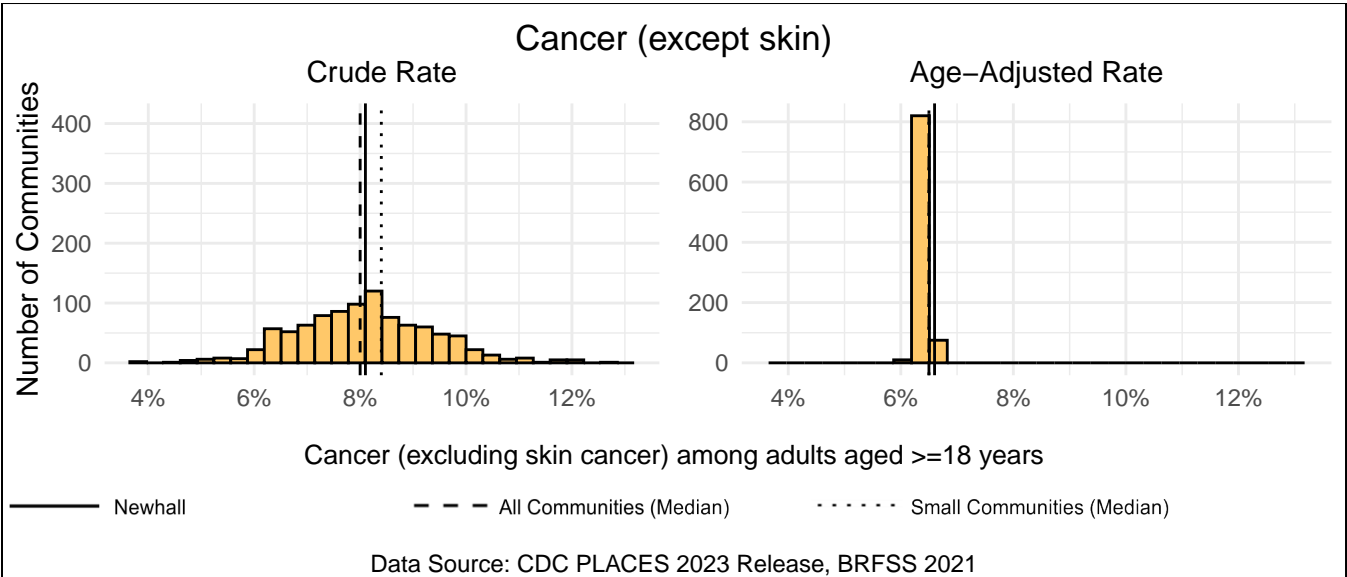
Measure Type	Newhall	All Comm.	Small Comm.
Crude	30.7%	32.0%	32.5%
Age-Adjusted	26.6%	27.3%	27.0%



## Cancer (except skin)

Newhall has a crude rate of 8.1% for cancer (excluding skin cancer) among adults aged  $\geq 18$  years, which ranks 486th out of 958 Iowa communities (54th out of 138 small communities). The age-adjusted rate for Newhall is 6.6%, which ranks 831st out of 905 Iowa communities (126th out of 138 small communities).

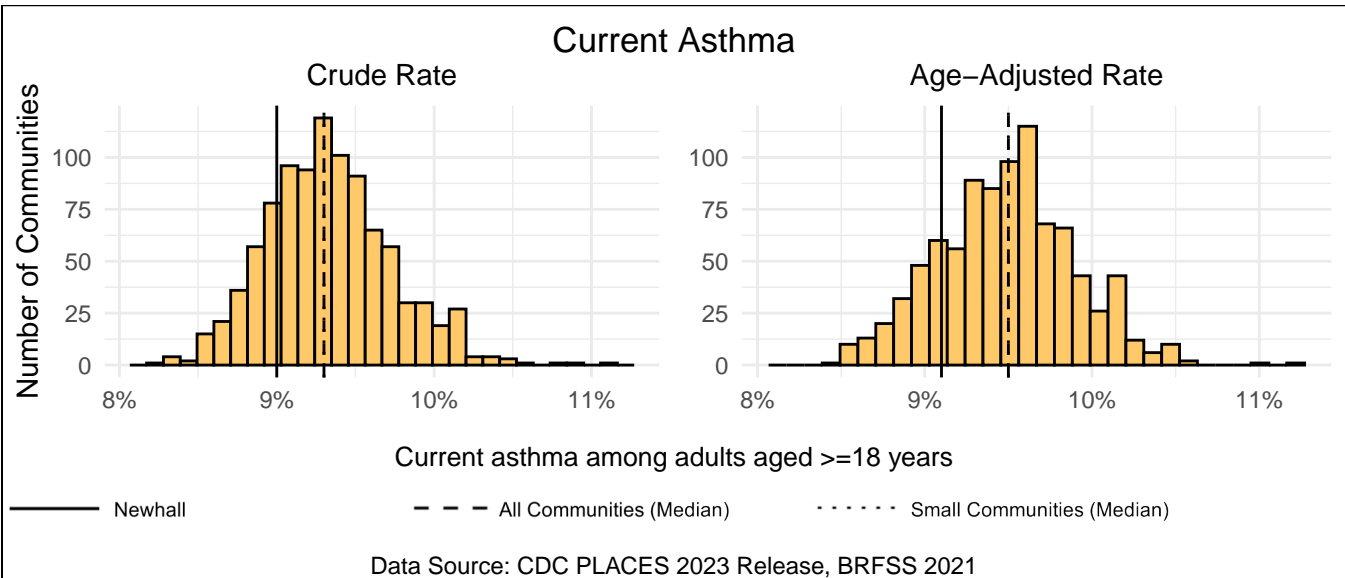
Measure Type	Newhall	All Comm.	Small Comm.
Crude	8.1%	8.0%	8.4%
Age-Adjusted	6.6%	6.5%	6.5%



## Current Asthma

Newhall has a crude rate of 9.0% for current asthma among adults aged  $\geq 18$  years, which ranks 137th out of 958 Iowa communities (24th out of 138 small communities). The age-adjusted rate for Newhall is 9.1%, which ranks 125th out of 905 Iowa communities (17th out of 138 small communities).

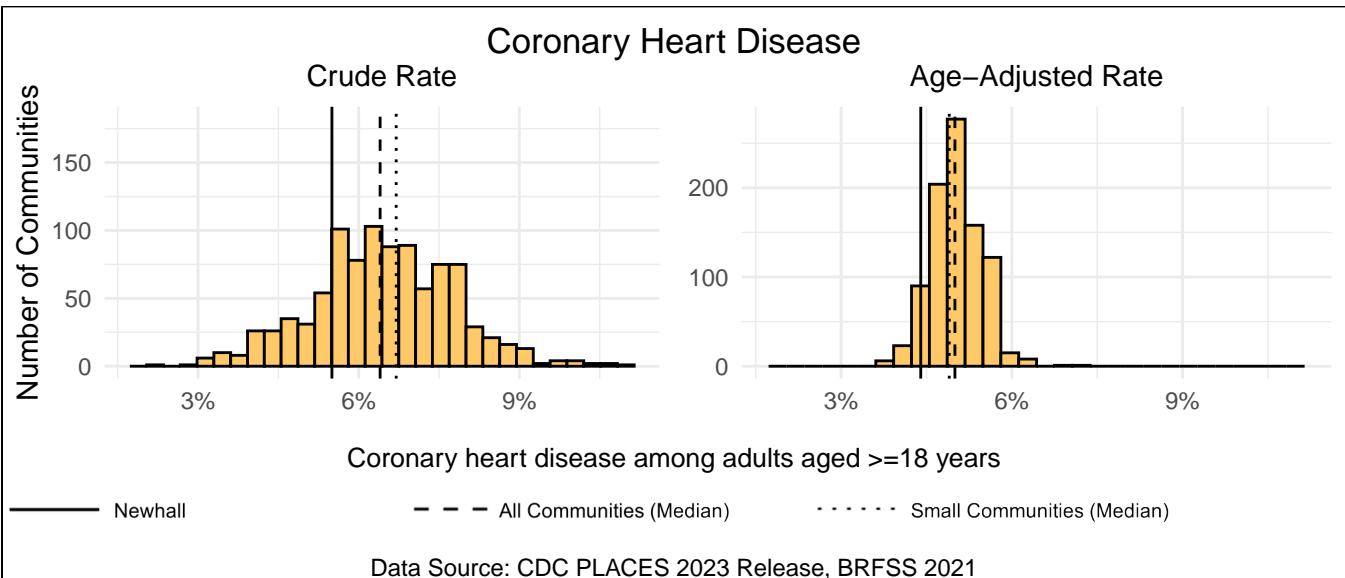
Measure Type	Newhall	All Comm.	Small Comm.
Crude	9.0%	9.3%	9.3%
Age-Adjusted	9.1%	9.5%	9.5%



## Coronary Heart Disease

Newhall has a crude rate of 5.5% for coronary heart disease among adults aged  $\geq 18$  years, which ranks 199th out of 958 Iowa communities (32nd out of 138 small communities). The age-adjusted rate for Newhall is 4.4%, which ranks 52nd out of 905 Iowa communities (10th out of 138 small communities).

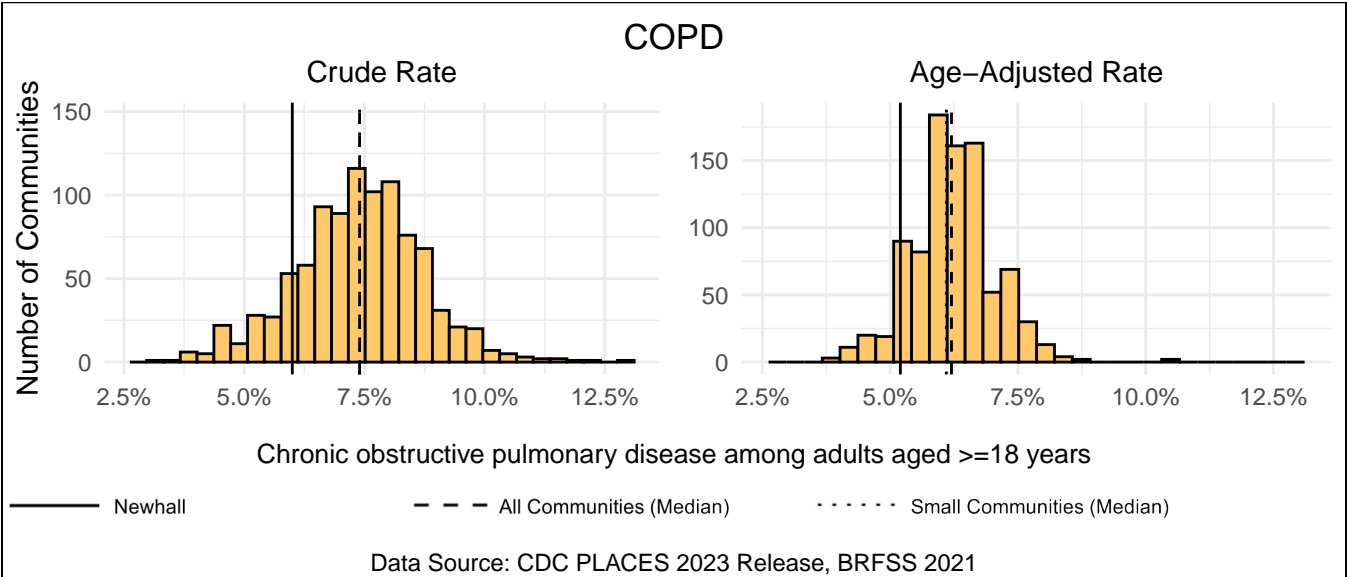
Measure Type	Newhall	All Comm.	Small Comm.
Crude	5.5%	6.4%	6.7%
Age-Adjusted	4.4%	5.0%	4.9%



# COPD

Newhall has a crude rate of 6.0% for chronic obstructive pulmonary disease among adults aged  $\geq 18$  years, which ranks 120th out of 958 Iowa communities (23rd out of 138 small communities). The age-adjusted rate for Newhall is 5.2%, which ranks 68th out of 905 Iowa communities (14th out of 138 small communities).

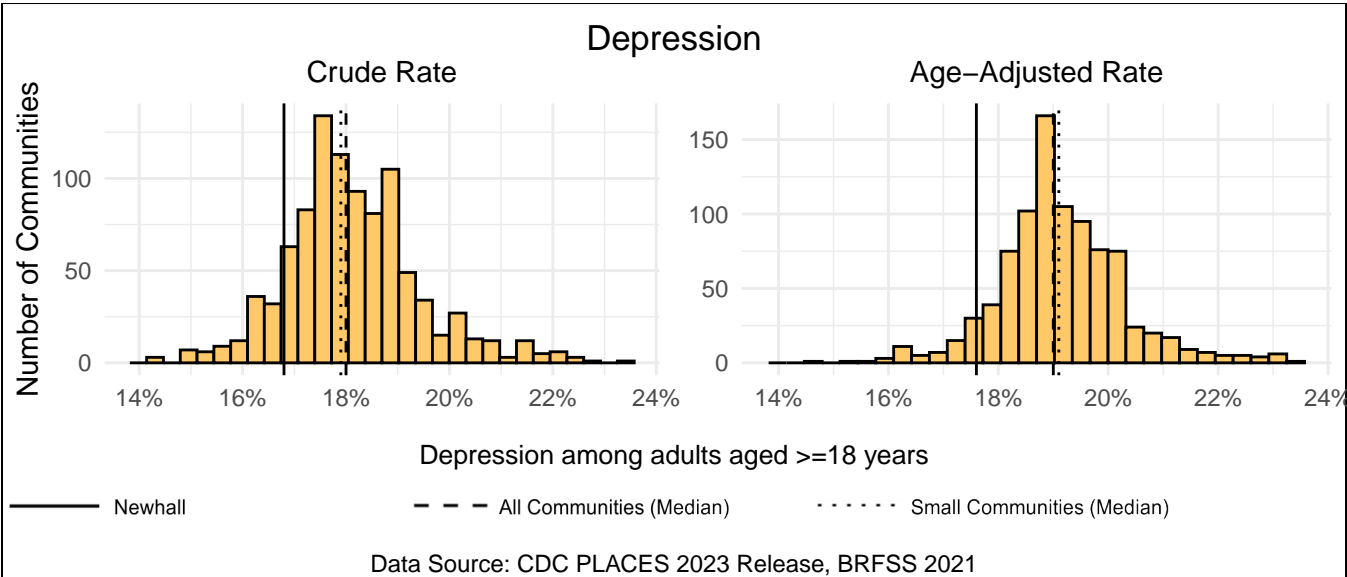
Measure Type	Newhall	All Comm.	Small Comm.
Crude	6.0%	7.4%	7.4%
Age-Adjusted	5.2%	6.2%	6.1%



# Depression

Newhall has a crude rate of 16.8% for depression among adults aged  $\geq 18$  years, which ranks 106th out of 958 Iowa communities (19th out of 138 small communities). The age-adjusted rate for Newhall is 17.6%, which ranks 58th out of 905 Iowa communities (7th out of 138 small communities).

Measure Type	Newhall	All Comm.	Small Comm.
Crude	16.8%	18.0%	17.9%
Age-Adjusted	17.6%	19.0%	19.1%

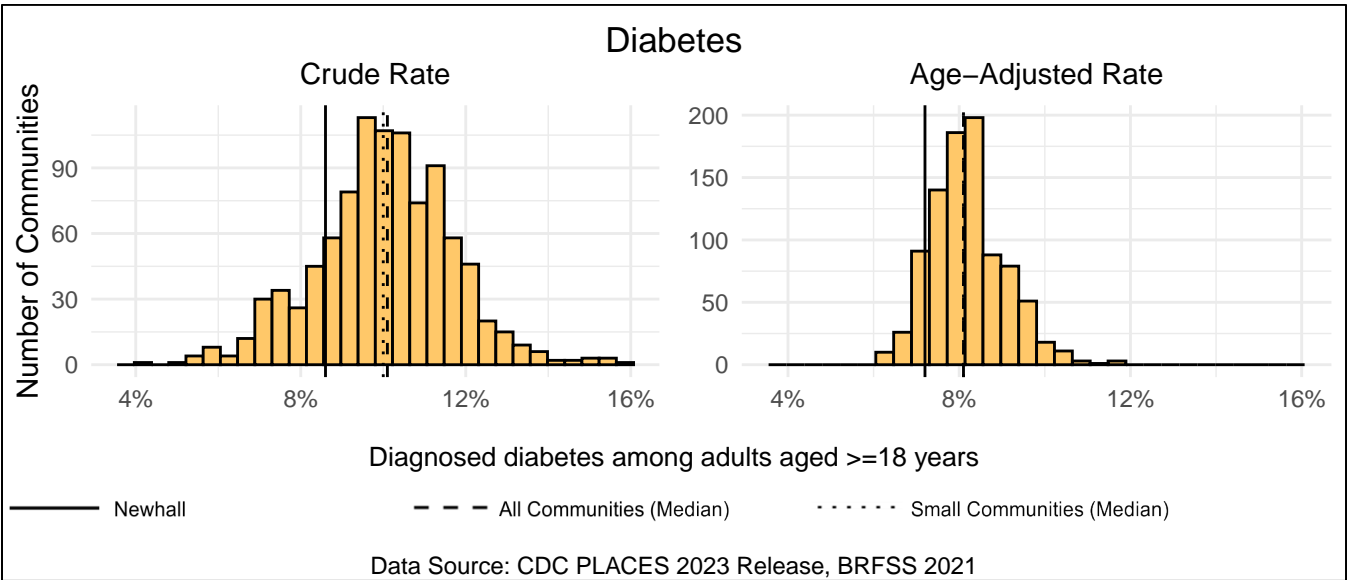




# Diabetes

Newhall has a crude rate of 8.6% for diagnosed diabetes among adults aged  $\geq 18$  years, which ranks 166th out of 958 Iowa communities (30th out of 138 small communities). The age-adjusted rate for Newhall is 7.2%, which ranks 77th out of 905 Iowa communities (15th out of 138 small communities).

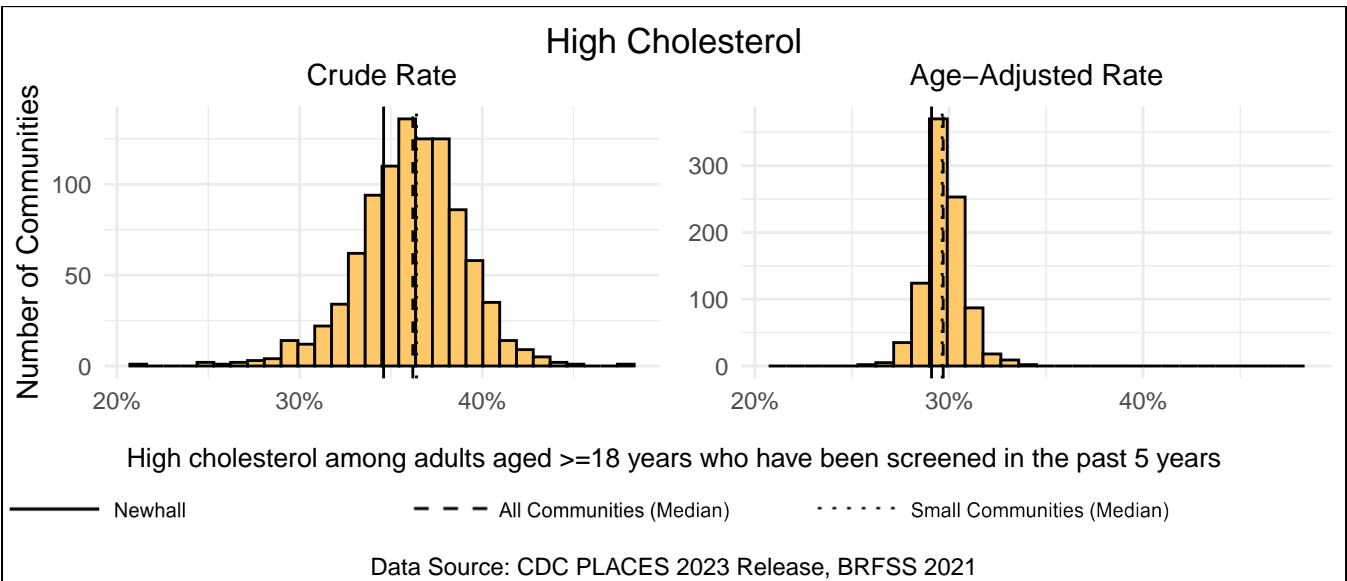
Measure Type	Newhall	All Comm.	Small Comm.
Crude	8.6%	10.1%	10.0%
Age-Adjusted	7.2%	8.1%	8.1%



# High Cholesterol

Newhall has a crude rate of 34.6% for high cholesterol among adults aged  $\geq 18$  years who have been screened in the past 5 years, which ranks 252nd out of 958 Iowa communities (36th out of 138 small communities). The age-adjusted rate for Newhall is 29.1%, which ranks 195th out of 905 Iowa communities (35th out of 138 small communities).

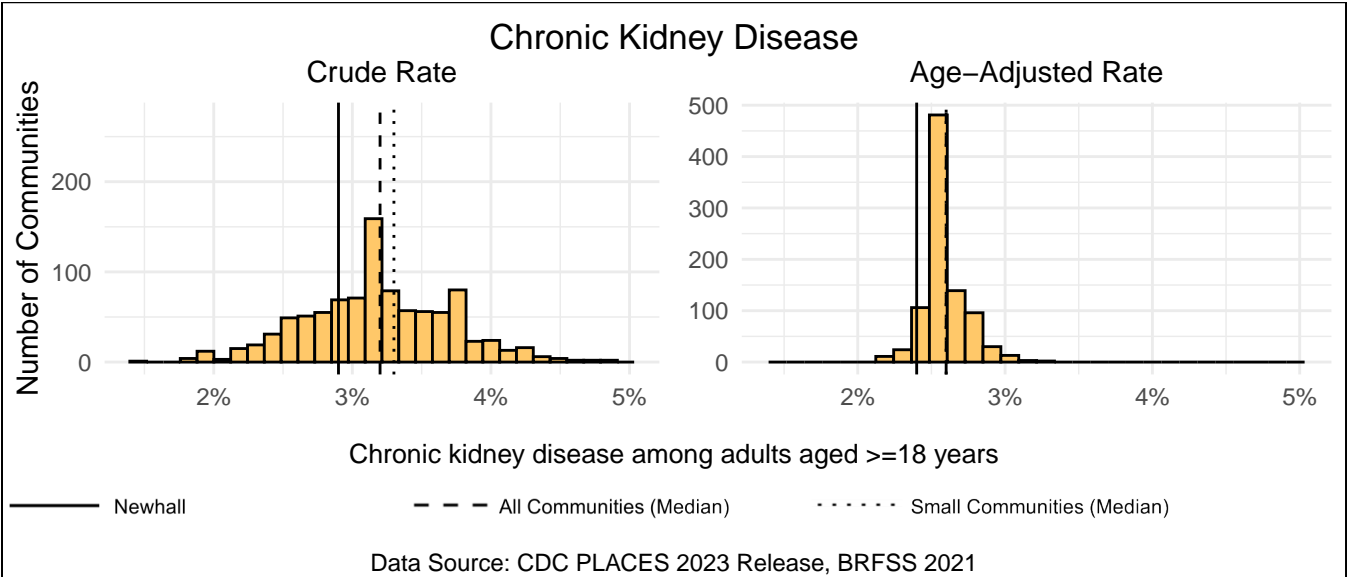
Measure Type	Newhall	All Comm.	Small Comm.
Crude	34.6%	36.2%	36.4%
Age-Adjusted	29.1%	29.7%	29.6%



## Chronic Kidney Disease

Newhall has a crude rate of 2.9% for chronic kidney disease among adults aged  $\geq 18$  years, which ranks 241st out of 958 Iowa communities (35th out of 138 small communities). The age-adjusted rate for Newhall is 2.4%, which ranks 36th out of 905 Iowa communities (8th out of 138 small communities).

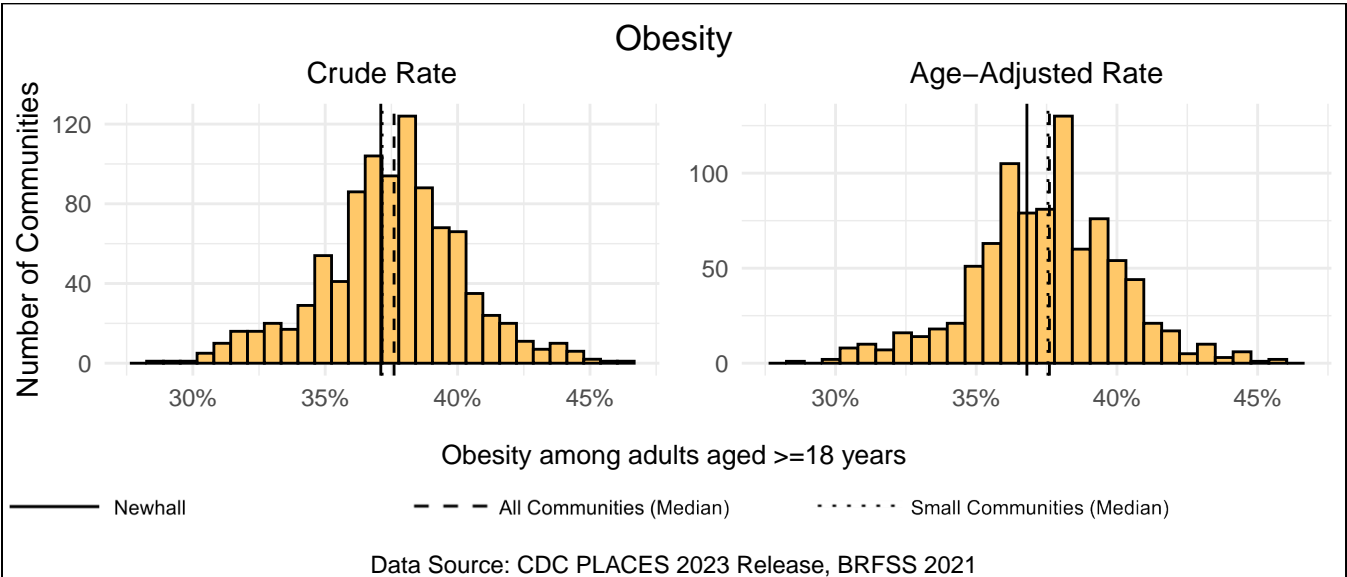
Measure Type	Newhall	All Comm.	Small Comm.
Crude	2.9%	3.2%	3.3%
Age-Adjusted	2.4%	2.6%	2.6%



## Obesity

Newhall has a crude rate of 37.1% for obesity among adults aged  $\geq 18$  years, which ranks 379th out of 958 Iowa communities (64th out of 138 small communities). The age-adjusted rate for Newhall is 36.8%, which ranks 338th out of 905 Iowa communities (50th out of 138 small communities).

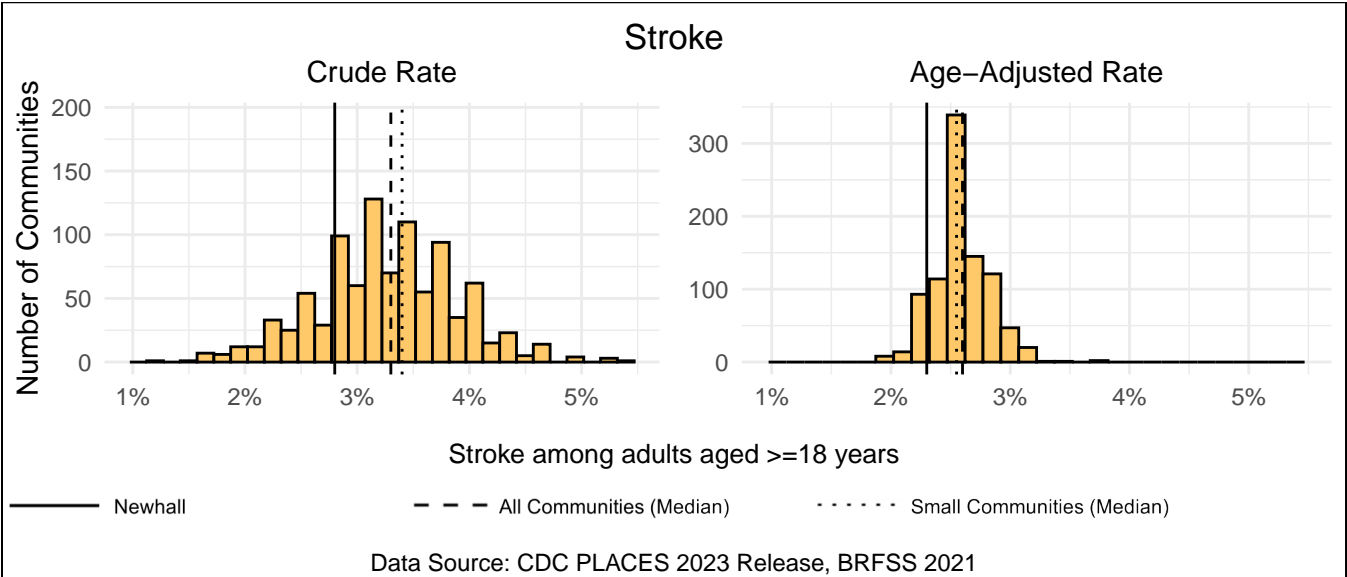
Measure Type	Newhall	All Comm.	Small Comm.
Crude	37.1%	37.6%	37.2%
Age-Adjusted	36.8%	37.6%	37.5%



# Stroke

Newhall has a crude rate of 2.8% for stroke among adults aged  $\geq 18$  years, which ranks 181st out of 958 Iowa communities (29th out of 138 small communities). The age-adjusted rate for Newhall is 2.3%, which ranks 49th out of 905 Iowa communities (10th out of 138 small communities).

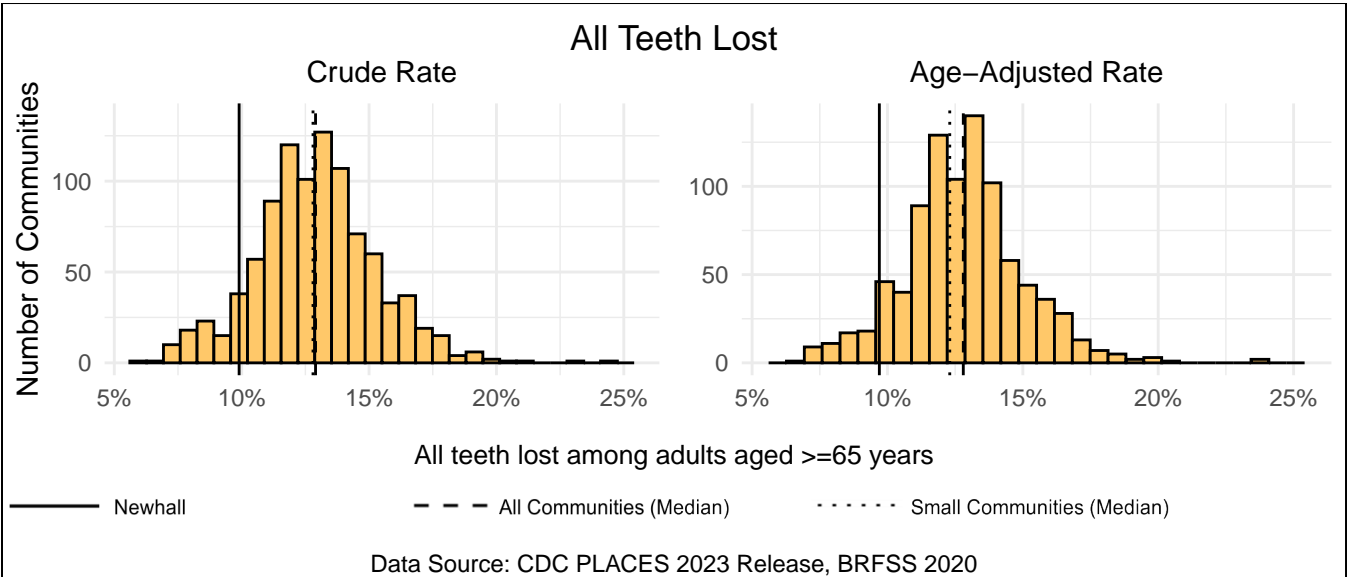
Measure Type	Newhall	All Comm.	Small Comm.
Crude	2.8%	3.3%	3.4%
Age-Adjusted	2.3%	2.6%	2.5%



# All Teeth Lost

Newhall has a crude rate of 9.9% for all teeth lost among adults aged  $\geq 65$  years, which ranks 83rd out of 958 Iowa communities (15th out of 138 small communities). The age-adjusted rate for Newhall is 9.7%, which ranks 58th out of 905 Iowa communities (13th out of 138 small communities).

Measure Type	Newhall	All Comm.	Small Comm.
Crude	9.9%	12.9%	12.8%
Age-Adjusted	9.7%	12.8%	12.3%



# Prevention

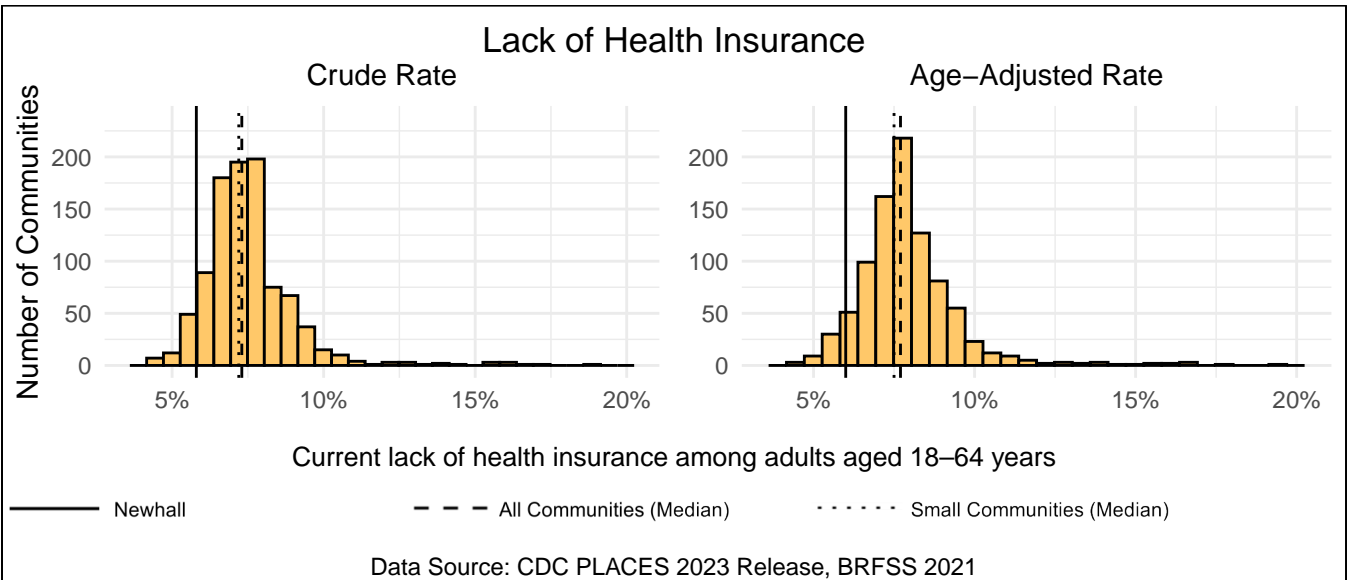
Preventive measures are another practical intervention point for public health professionals as they allow for the early detection of health conditions and improve overall treatment efficacy. This section includes a review of your community’s prevention measures, including preventive screenings and doctor visits. Besides the measure for lack of health insurance, all measures in this section are positive, where a higher rate is a strength for your community. The link below includes more information about each variable.

<https://www.cdc.gov/places/measure-definitions/prevention/index.html>

## Lack of Health Insurance

Newhall has a crude rate of 5.8% for current lack of health insurance among adults aged 18–64 years, which ranks 59th out of 958 Iowa communities (10th out of 138 small communities). The age-adjusted rate for Newhall is 6.0%, which ranks 48th out of 905 Iowa communities (14th out of 138 small communities).

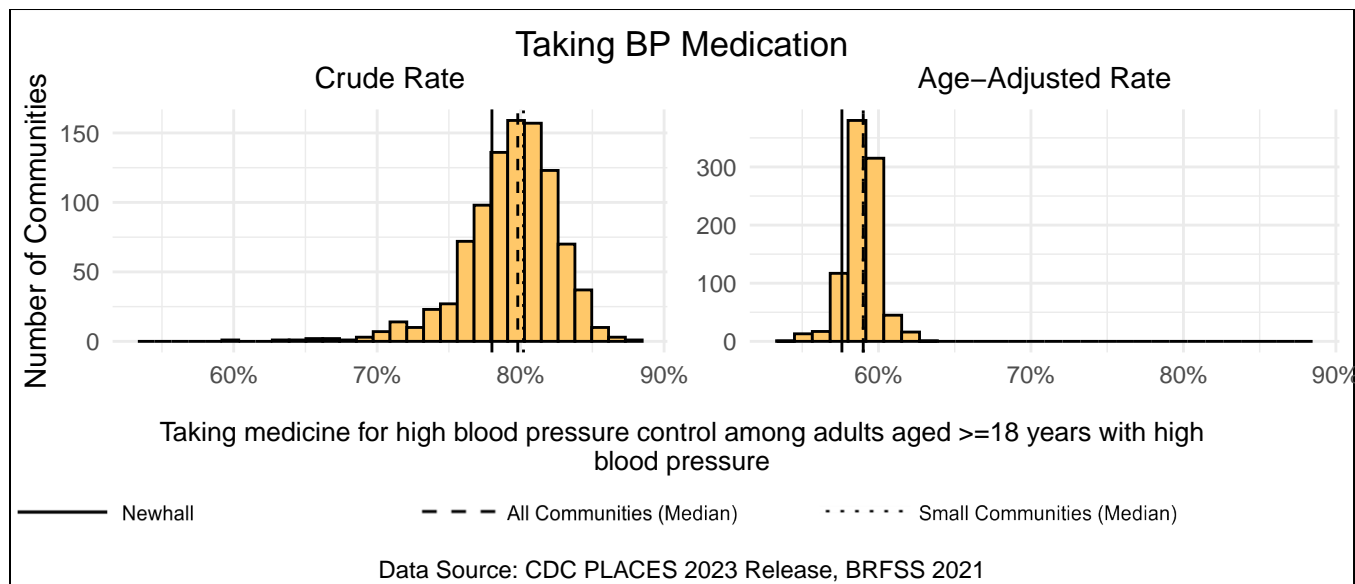
Measure Type	Newhall	All Comm.	Small Comm.
Crude	5.8%	7.3%	7.2%
Age-Adjusted	6.0%	7.7%	7.5%



## Taking BP Medication

Newhall has a crude rate of 78.0% for taking medicine for high blood pressure control among adults aged  $\geq 18$  years with high blood pressure, which ranks 685th out of 958 Iowa communities (103rd out of 138 small communities). The age-adjusted rate for Newhall is 57.6%, which ranks 812th out of 905 Iowa communities (123rd out of 138 small communities).

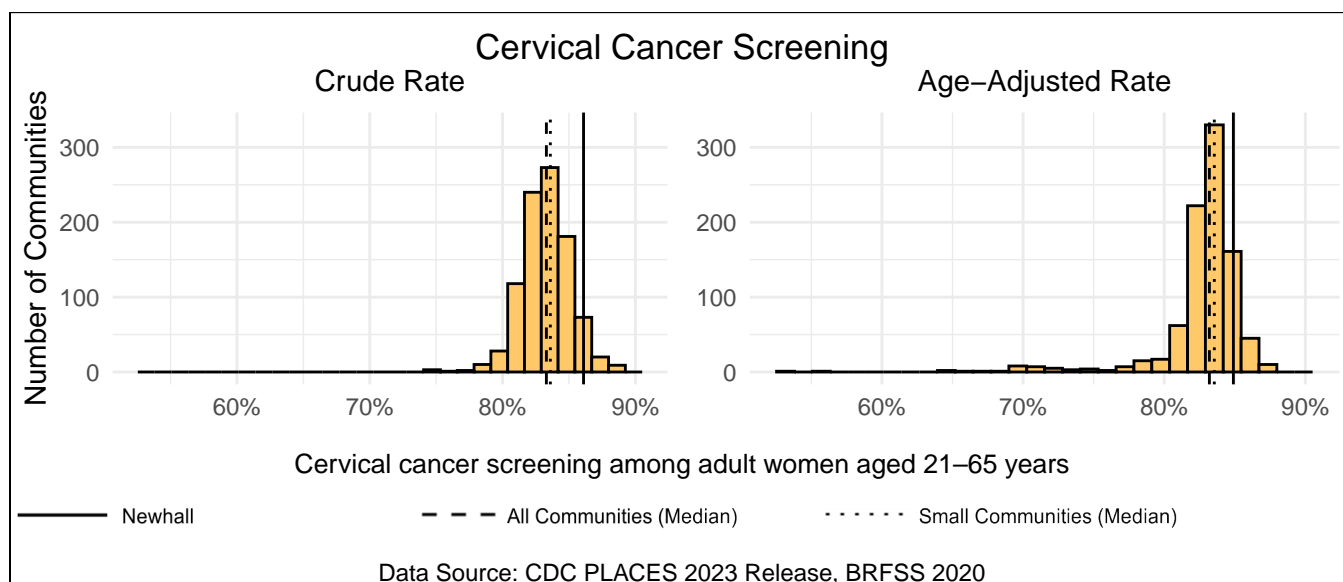
Measure Type	Newhall	All Comm.	Small Comm.
Crude	78.0%	79.8%	80.2%
Age-Adjusted	57.6%	59.0%	59.0%



## Cervical Cancer Screening

Newhall has a crude rate of 86.1% for cervical cancer screening among adult women aged 21–65 years, which ranks 54th out of 958 Iowa communities (11th out of 138 small communities). The age-adjusted rate for Newhall is 84.9%, which ranks 99th out of 905 Iowa communities (24th out of 138 small communities).

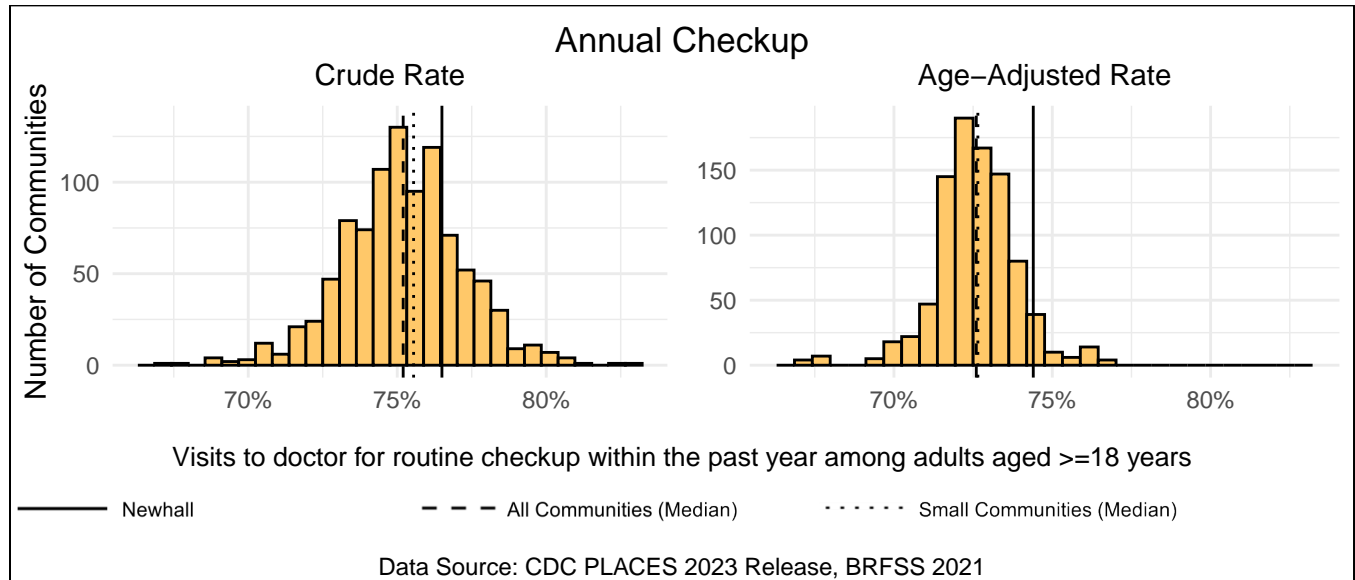
Measure Type	Newhall	All Comm.	Small Comm.
Crude	86.1%	83.3%	83.6%
Age-Adjusted	84.9%	83.2%	83.5%



## Annual Checkup

Newhall has a crude rate of 76.5% for visits to doctor for routine checkup within the past year among adults aged  $\geq 18$  years, which ranks 222nd out of 958 Iowa communities (42nd out of 138 small communities). The age-adjusted rate for Newhall is 74.4%, which ranks 50th out of 905 Iowa communities (11th out of 138 small communities).

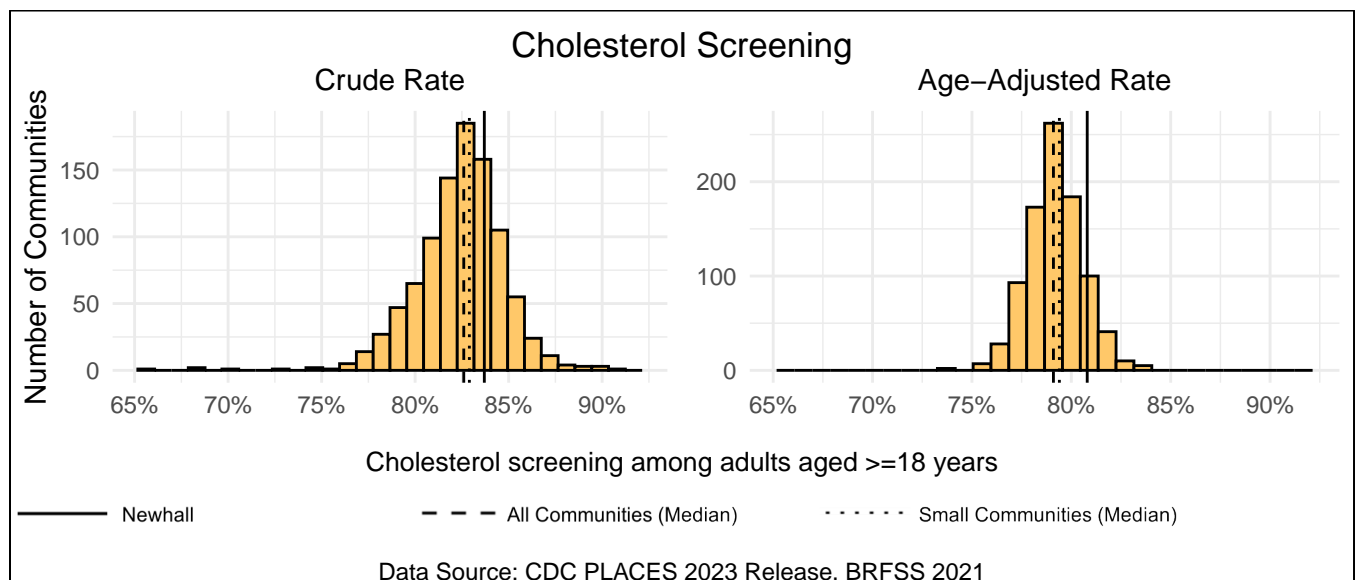
Measure Type	Newhall	All Comm.	Small Comm.
Crude	76.5%	75.2%	75.5%
Age-Adjusted	74.4%	72.6%	72.6%



## Cholesterol Screening

Newhall has a crude rate of 83.7% for cholesterol screening among adults aged  $\geq 18$  years, which ranks 262nd out of 958 Iowa communities (45th out of 138 small communities). The age-adjusted rate for Newhall is 80.8%, which ranks 102nd out of 905 Iowa communities (16th out of 138 small communities).

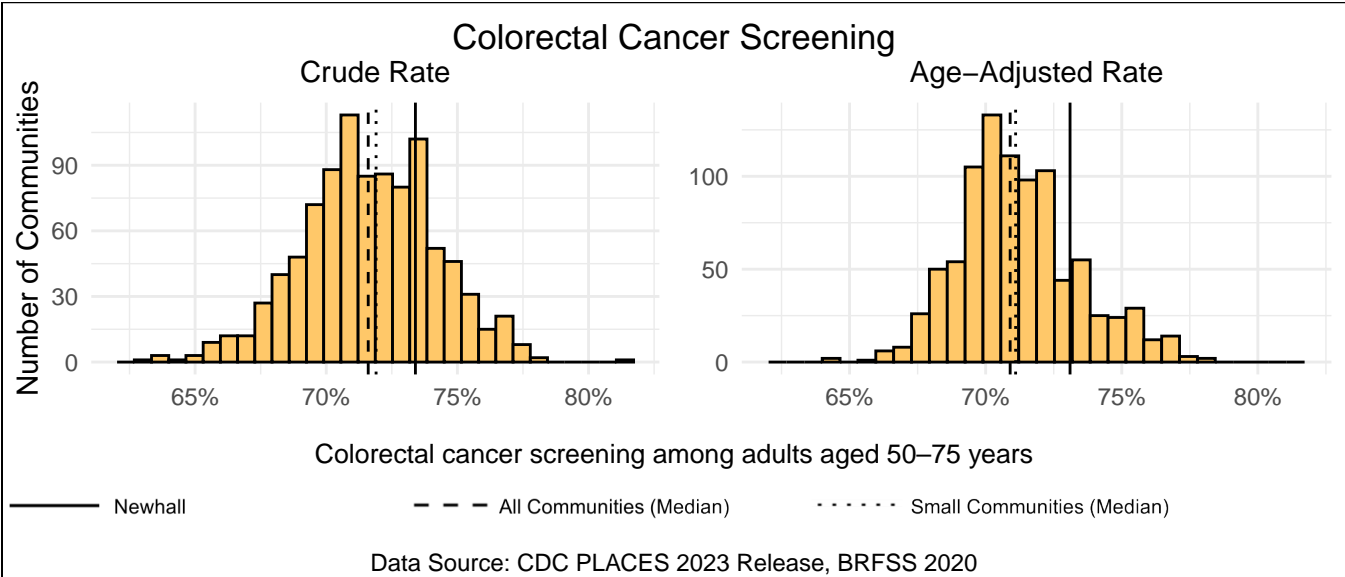
Measure Type	Newhall	All Comm.	Small Comm.
Crude	83.7%	82.6%	82.9%
Age-Adjusted	80.8%	79.1%	79.4%



## Colorectal Cancer Screening

Newhall has a crude rate of 73.4% for colorectal cancer screening among adults aged 50–75 years, which ranks 234th out of 958 Iowa communities (40th out of 138 small communities). The age-adjusted rate for Newhall is 73.1%, which ranks 165th out of 905 Iowa communities (30th out of 138 small communities).

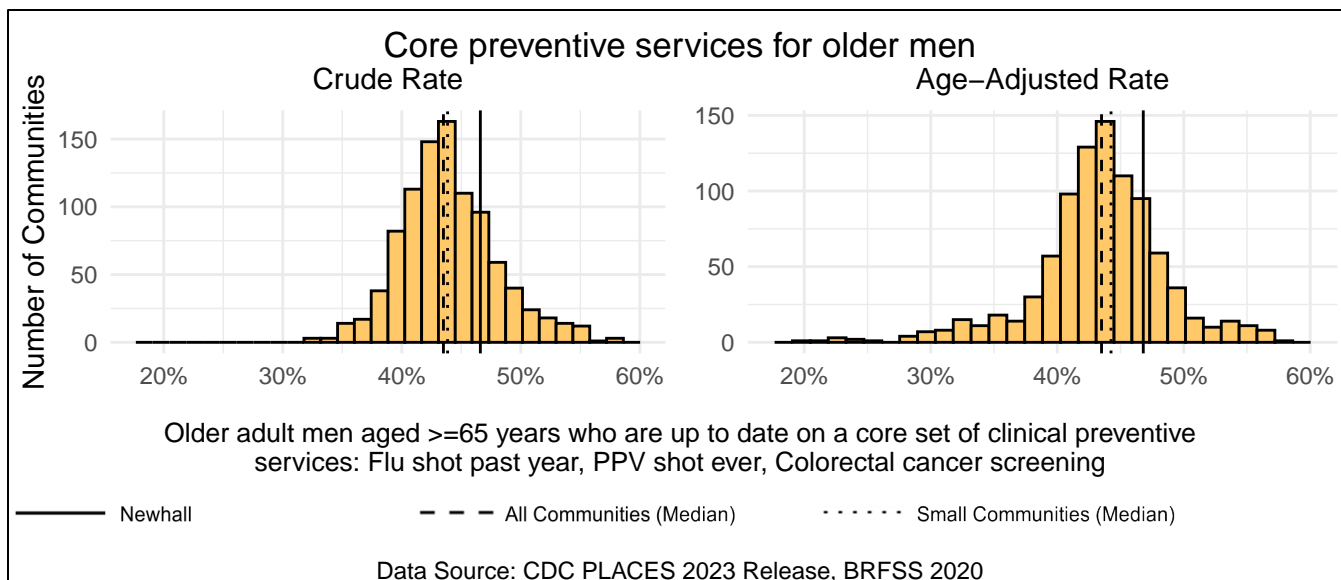
Measure Type	Newhall	All Comm.	Small Comm.
Crude	73.4%	71.6%	71.9%
Age-Adjusted	73.1%	70.9%	71.1%



## Core preventive services for older men

Newhall has a crude rate of 46.6% for older adult men aged ≥65 years who are up to date on a core set of clinical preventive services: flu shot past year, ppv shot ever, colorectal cancer screening, which ranks 212th out of 958 Iowa communities (30th out of 138 small communities). The age-adjusted rate for Newhall is 46.8%, which ranks 185th out of 905 Iowa communities (27th out of 138 small communities).

Measure Type	Newhall	All Comm.	Small Comm.
Crude	46.6%	43.5%	43.8%
Age-Adjusted	46.8%	43.5%	44.2%

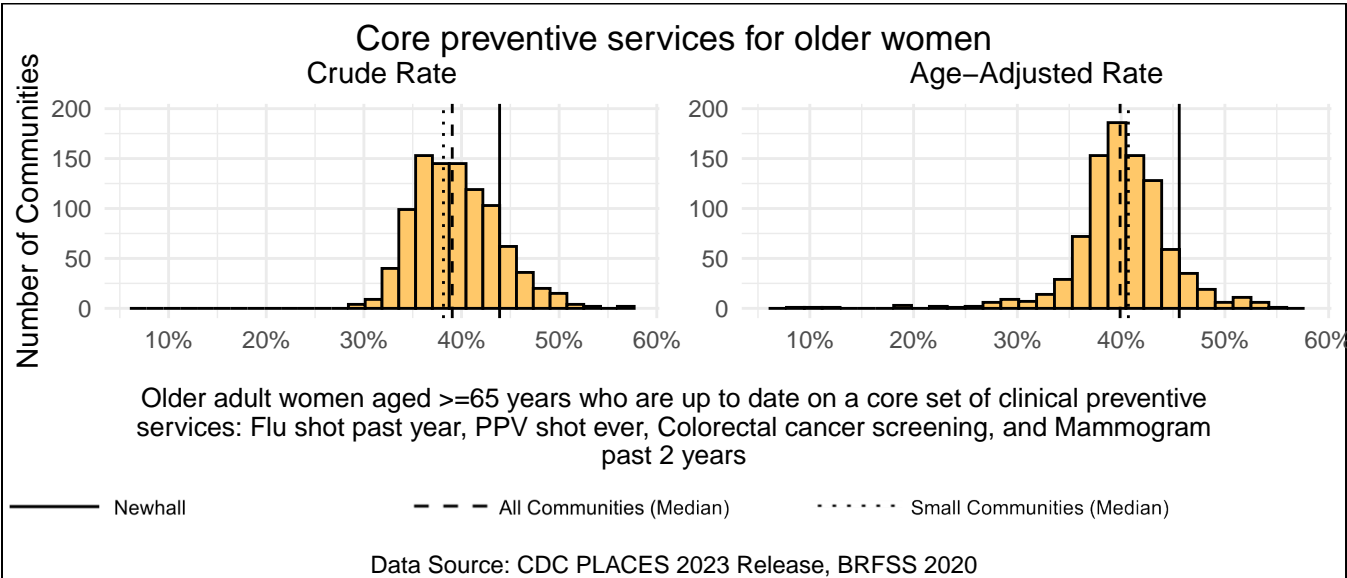




### Core preventive services for older women

Newhall has a crude rate of 43.9% for older adult women aged  $\geq 65$  years who are up to date on a core set of clinical preventive services: flu shot past year, ppv shot ever, colorectal cancer screening, and mammogram past 2 years, which ranks 142nd out of 958 Iowa communities (19th out of 138 small communities). The age-adjusted rate for Newhall is 45.6%, which ranks 79th out of 905 Iowa communities (16th out of 138 small communities).

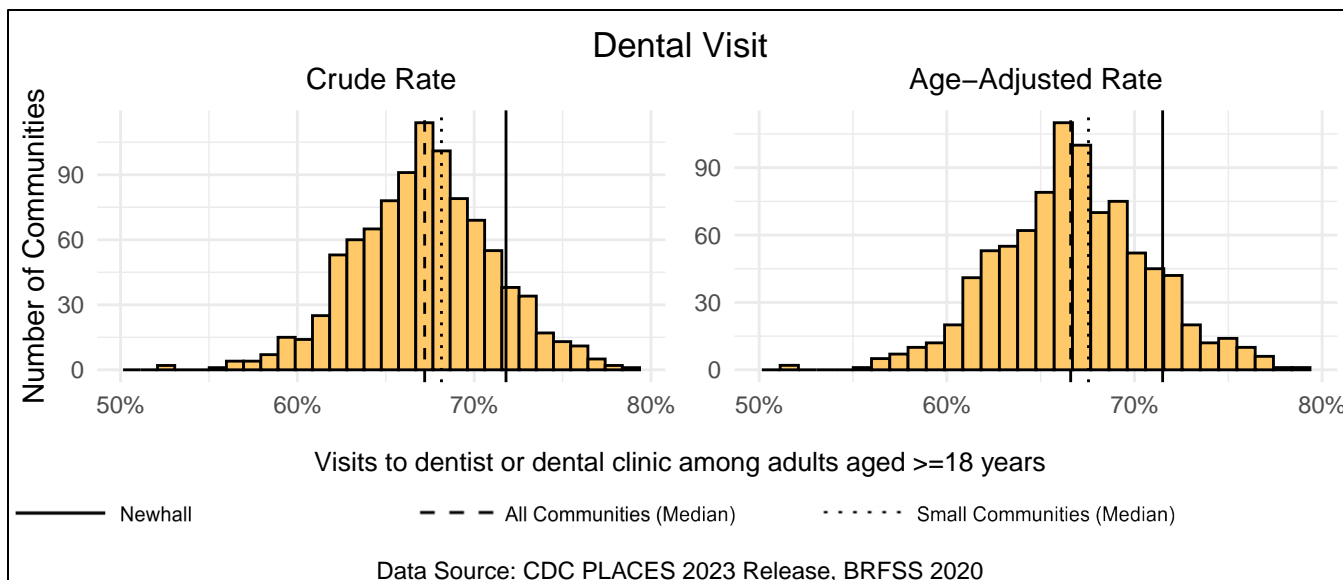
Measure Type	Newhall	All Comm.	Small Comm.
Crude	43.9%	39.0%	38.2%
Age-Adjusted	45.6%	39.9%	40.7%



### Dental Visit

Newhall has a crude rate of 71.8% for visits to dentist or dental clinic among adults aged  $\geq 18$  years, which ranks 113th out of 958 Iowa communities (22nd out of 138 small communities). The age-adjusted rate for Newhall is 71.5%, which ranks 107th out of 905 Iowa communities (24th out of 138 small communities).

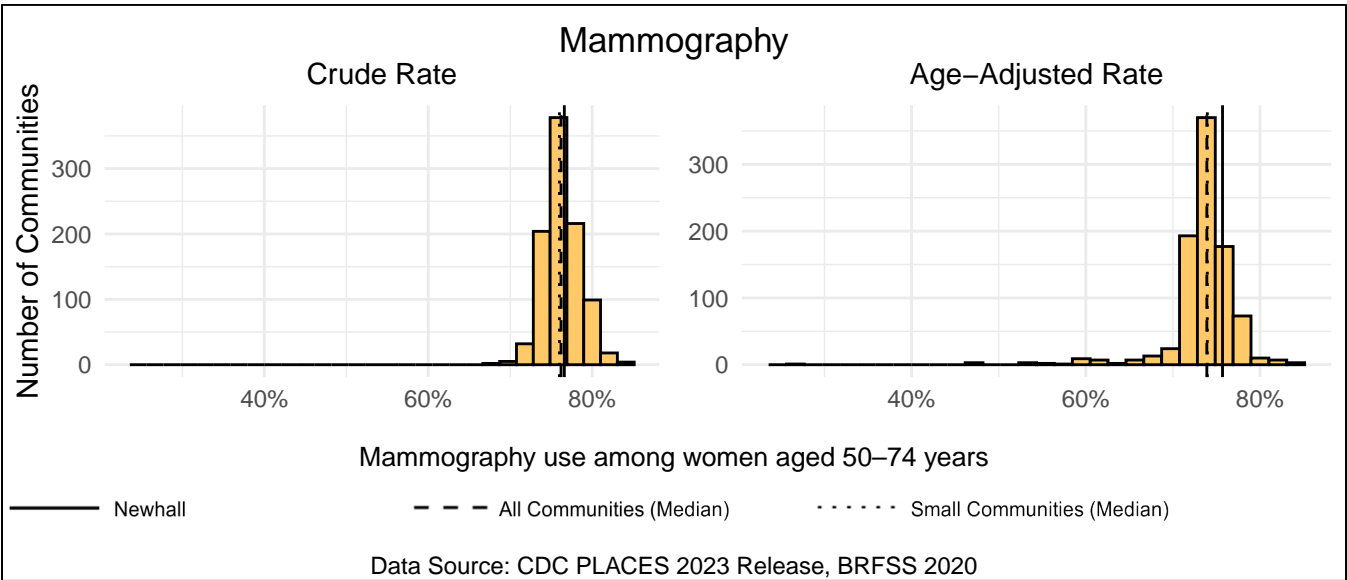
Measure Type	Newhall	All Comm.	Small Comm.
Crude	71.8%	67.2%	68.2%
Age-Adjusted	71.5%	66.6%	67.5%



# Mammography

Newhall has a crude rate of 76.6% for mammography use among women aged 50–74 years, which ranks 391st out of 958 Iowa communities (48th out of 138 small communities). The age-adjusted rate for Newhall is 75.7%, which ranks 184th out of 905 Iowa communities (31st out of 138 small communities).

Measure Type	Newhall	All Comm.	Small Comm.
Crude	76.6%	76.2%	76.0%
Age-Adjusted	75.7%	73.9%	74.0%



# Disability

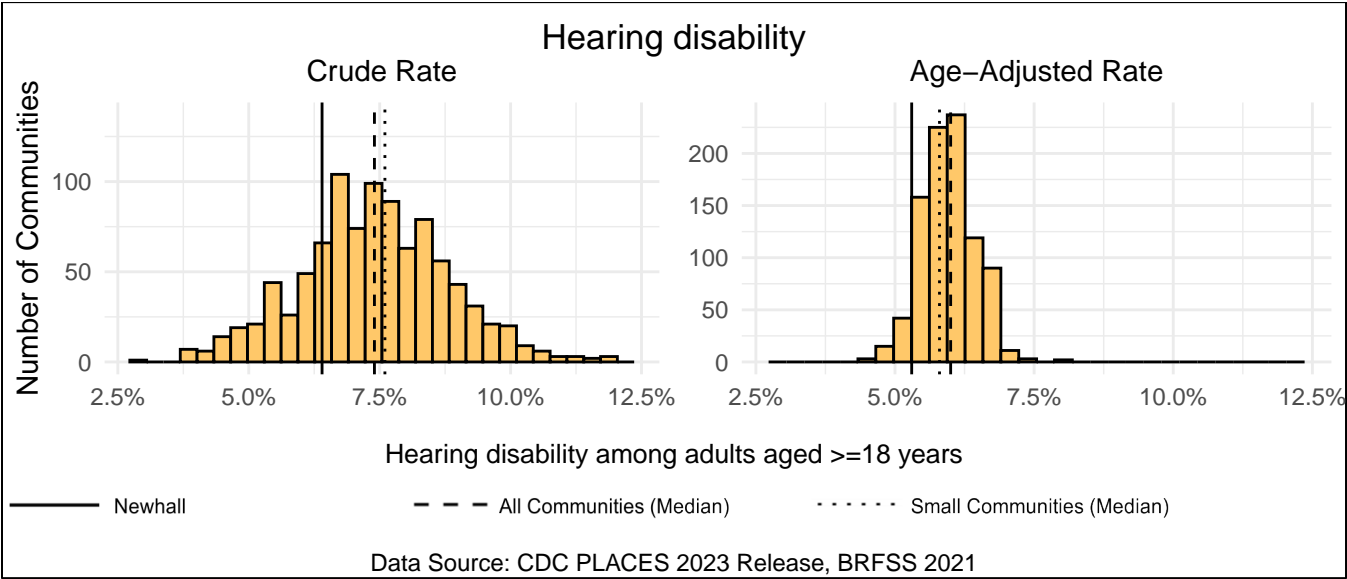
This section includes measures of physical and cognitive disabilities. Respondents were asked to report on six disabilities: hearing, vision, cognition, mobility, self-care, and independent living. The final measure reports the rate of respondents that answered yes to any of the previous six disabilities. The link below includes more information about each variable.

<https://www.cdc.gov/places/measure-definitions/unhealthy-behaviors/index.html>

## Hearing disability

Newhall has a crude rate of 6.4% for hearing disability among adults aged  $\geq 18$  years, which ranks 207th out of 958 Iowa communities (31st out of 138 small communities). The age-adjusted rate for Newhall is 5.3%, which ranks 61st out of 905 Iowa communities (11th out of 138 small communities).

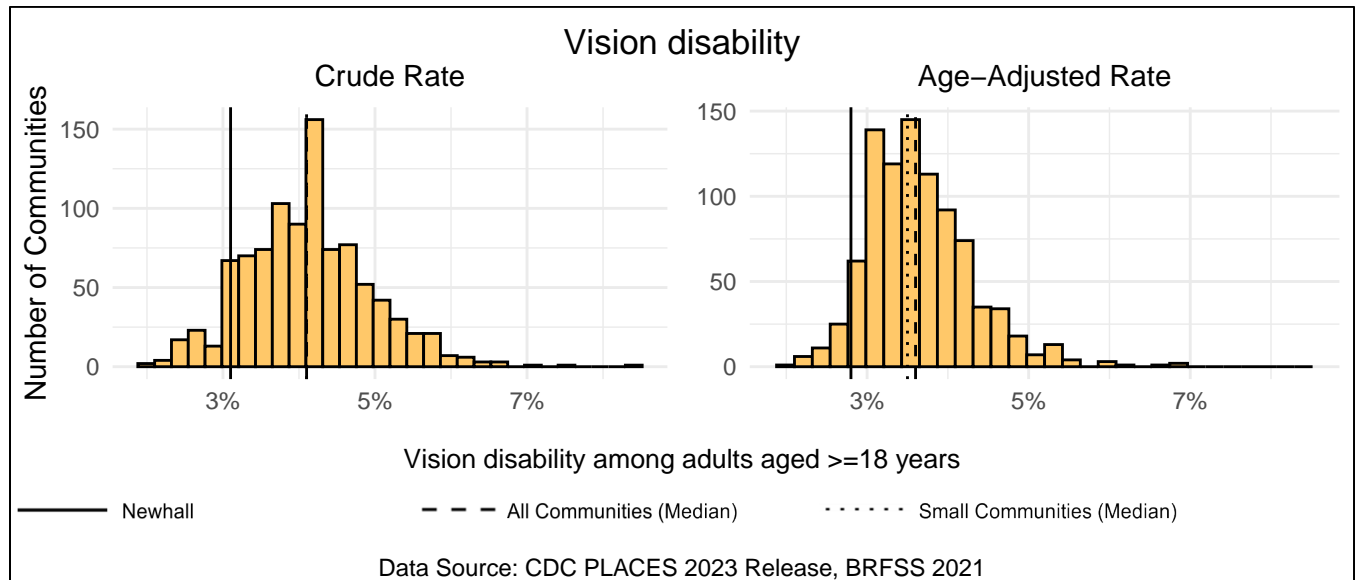
Measure Type	Newhall	All Comm.	Small Comm.
Crude	6.4%	7.4%	7.6%
Age-Adjusted	5.3%	6.0%	5.8%



## Vision disability

Newhall has a crude rate of 3.1% for vision disability among adults aged  $\geq 18$  years, which ranks 82nd out of 958 Iowa communities (17th out of 138 small communities). The age-adjusted rate for Newhall is 2.8%, which ranks 44th out of 905 Iowa communities (9th out of 138 small communities).

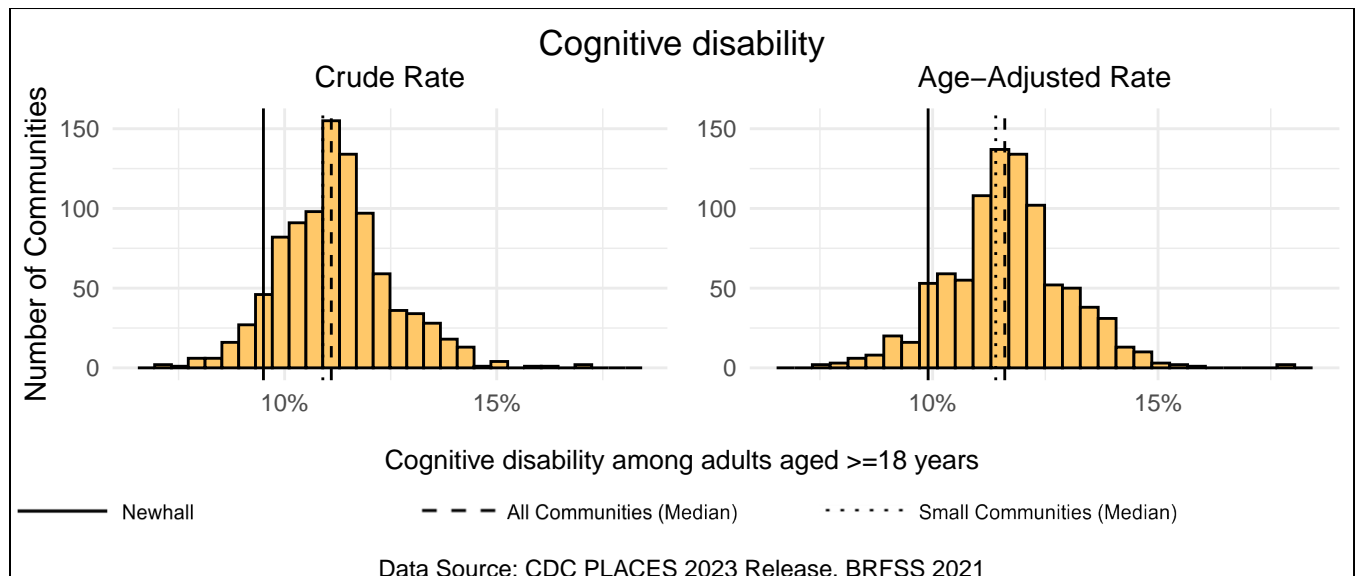
Measure Type	Newhall	All Comm.	Small Comm.
Crude	3.1%	4.1%	4.1%
Age-Adjusted	2.8%	3.6%	3.5%



## Cognitive disability

Newhall has a crude rate of 9.5% for cognitive disability among adults aged  $\geq 18$  years, which ranks 75th out of 958 Iowa communities (10th out of 138 small communities). The age-adjusted rate for Newhall is 9.9%, which ranks 70th out of 905 Iowa communities (16th out of 138 small communities).

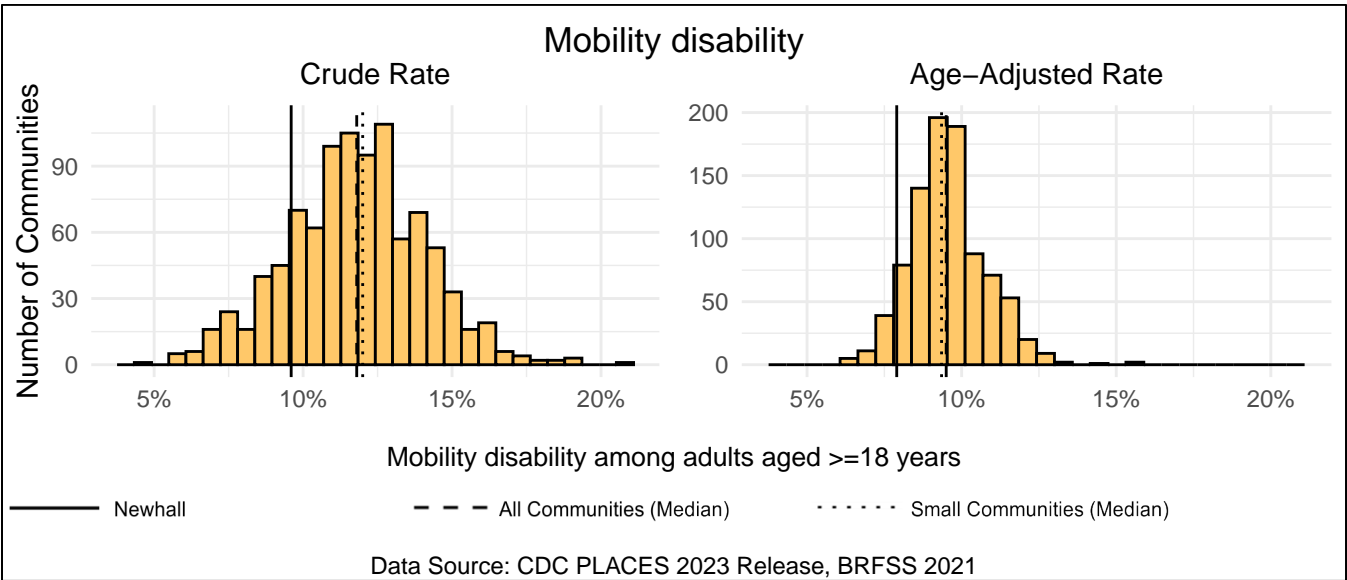
Measure Type	Newhall	All Comm.	Small Comm.
Crude	9.5%	11.1%	10.9%
Age-Adjusted	9.9%	11.6%	11.4%



# Mobility disability

Newhall has a crude rate of 9.6% for mobility disability among adults aged  $\geq 18$  years, which ranks 154th out of 958 Iowa communities (24th out of 138 small communities). The age-adjusted rate for Newhall is 7.9%, which ranks 56th out of 905 Iowa communities (14th out of 138 small communities).

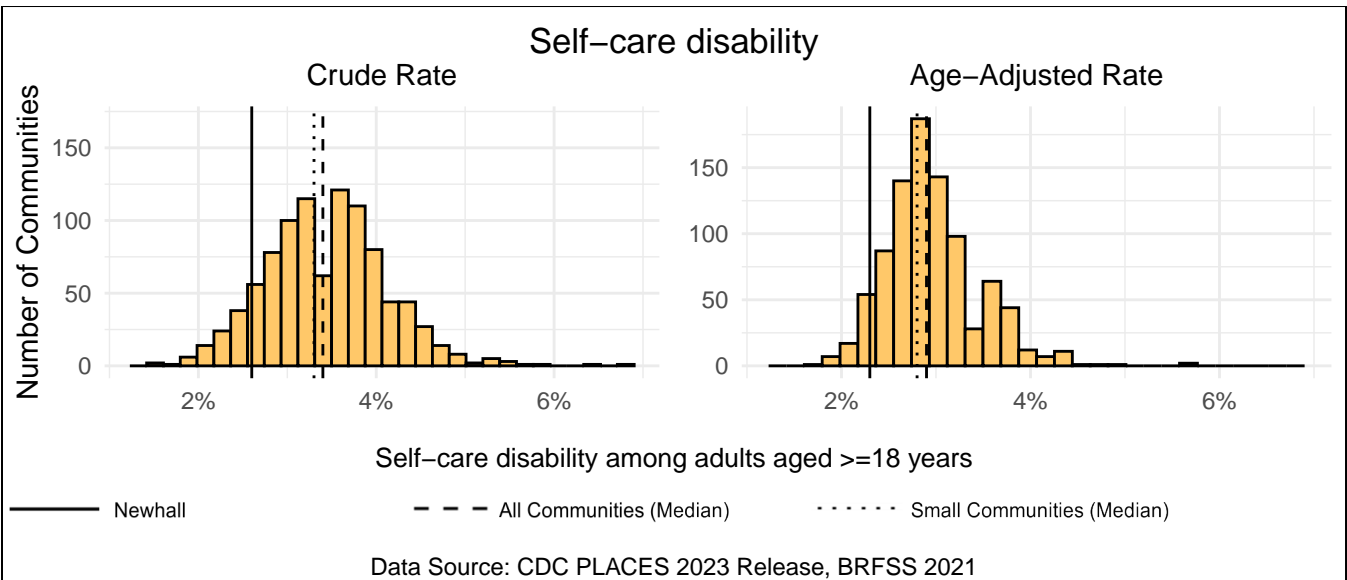
Measure Type	Newhall	All Comm.	Small Comm.
Crude	9.6%	11.8%	12.0%
Age-Adjusted	7.9%	9.5%	9.4%



# Self-care disability

Newhall has a crude rate of 2.6% for self-care disability among adults aged  $\geq 18$  years, which ranks 86th out of 958 Iowa communities (20th out of 138 small communities). The age-adjusted rate for Newhall is 2.3%, which ranks 45th out of 905 Iowa communities (10th out of 138 small communities).

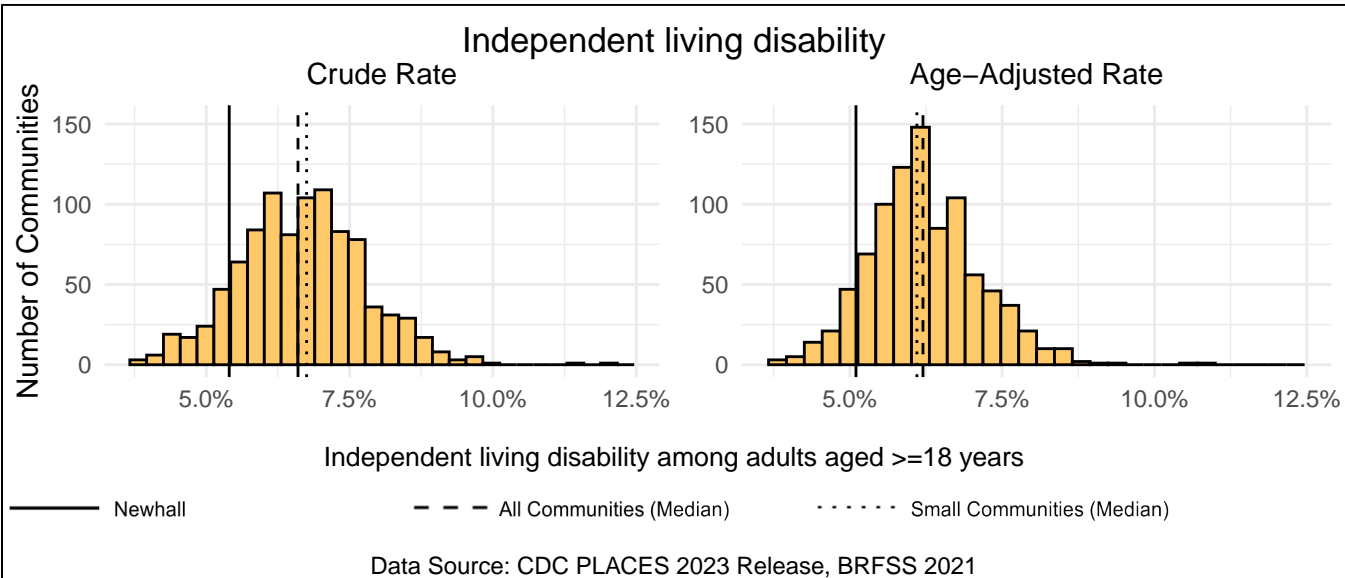
Measure Type	Newhall	All Comm.	Small Comm.
Crude	2.6%	3.4%	3.3%
Age-Adjusted	2.3%	2.9%	2.8%



## Independent living disability

Newhall has a crude rate of 5.4% for independent living disability among adults aged  $\geq 18$  years, which ranks 94th out of 958 Iowa communities (17th out of 138 small communities). The age-adjusted rate for Newhall is 5.1%, which ranks 67th out of 905 Iowa communities (14th out of 138 small communities).

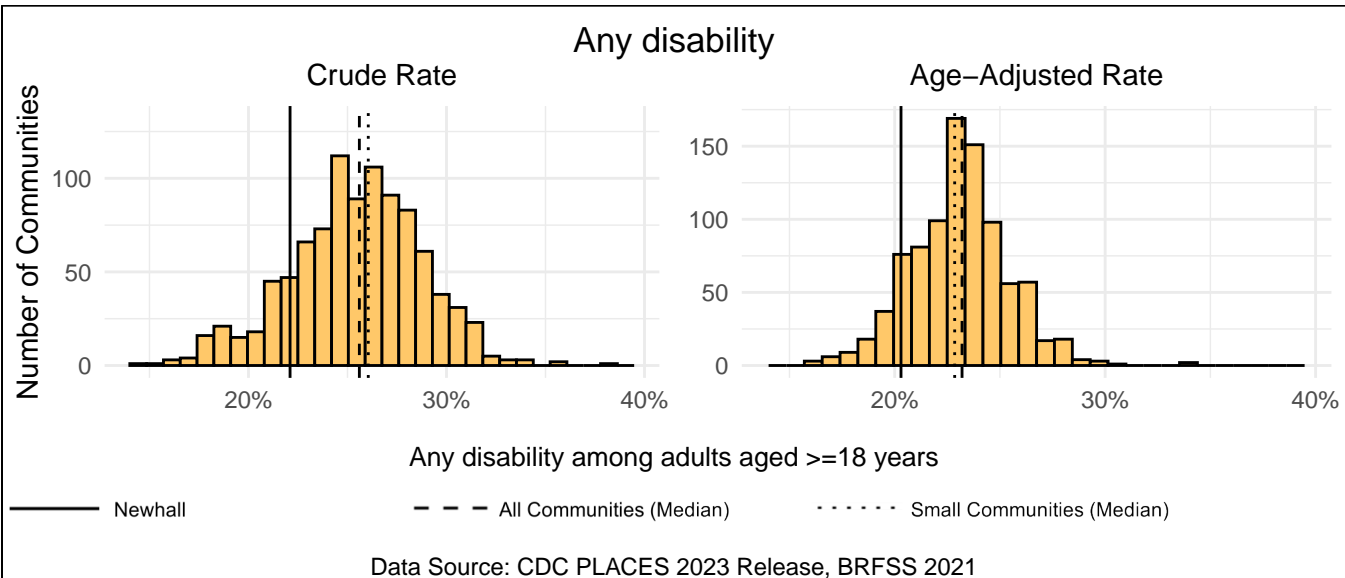
Measure Type	Newhall	All Comm.	Small Comm.
Crude	5.4%	6.6%	6.8%
Age-Adjusted	5.1%	6.2%	6.1%



## Any disability

Newhall has a crude rate of 22.1% for any disability among adults aged  $\geq 18$  years, which ranks 141st out of 958 Iowa communities (25th out of 138 small communities). The age-adjusted rate for Newhall is 20.3%, which ranks 82nd out of 905 Iowa communities (16th out of 138 small communities).

Measure Type	Newhall	All Comm.	Small Comm.
Crude	22.1%	25.6%	26.0%
Age-Adjusted	20.3%	23.2%	22.8%



---

## Appendix 1: CDC PLACES Data

This report uses a novel dataset from the Centers for Disease Control and Prevention (CDC) called PLACES: Local Data for Better Health. The PLACES dataset uses small area estimation methods to provide estimates of health measures for counties, places, census tracts, and zip code tabulation areas. The estimates are created with a multilevel statistical modeling framework that utilizes CDC's Behavioral Risk Factor Surveillance System (BRFSS), Census population counts, and American Community Survey demographic and socioeconomic data.

Relevant links for CDC PLACES can be found below:

- [PLACES Homepage](#)
- [Measure Definitions](#)
- [Methodology](#)





## Appendix 2: Newhall PLACES Data

Category	Health Domain	Crude Rate Rank	Crude Rate (95% CI)	Age-Adj. Rate Rank	Age-Adj. Rate (95% CI)
Health Status	Mental Health	119	13.2% (11.2% - 15.4%)	79	14.2% (12.0% - 16.5%)
Health Status	General Health	88	11.3% (9.4% - 13.8%)	62	10.4% (8.5% - 12.3%)
Health Status	Physical Health	100	9.1% (7.7% - 10.7%)	70	8.4% (7.1% - 9.9%)
Health Risk Behaviors	Sleep <7 hours	498	30.4% (28.7% - 32.0%)	391	30.9% (29.1% - 32.7%)
Health Risk Behaviors	Physical Inactivity	100	21.7% (17.3% - 26.6%)	65	20.3% (16.3% - 24.6%)
Health Risk Behaviors	Binge Drinking	637	20.5% (17.1% - 24.4%)	686	22.8% (19.1% - 27.0%)
Health Risk Behaviors	Current Smoking	103	14.4% (11.2% - 17.9%)	87	14.7% (11.3% - 18.4%)
Health Outcomes	Diabetes	166	8.6% (7.2% - 10.2%)	77	7.2% (6.1% - 8.5%)
Health Outcomes	High Cholesterol	252	34.6% (30.1% - 39.1%)	195	29.1% (24.8% - 33.5%)
Health Outcomes	High Blood Pressure	324	30.7% (26.8% - 34.9%)	286	26.6% (22.9% - 30.5%)
Health Outcomes	All Teeth Lost	83	9.9% (6.2% - 14.5%)	58	9.7% (6.2% - 14.1%)
Health Outcomes	Arthritis	245	25.5% (21.8% - 29.7%)	110	21.7% (18.4% - 25.4%)
Health Outcomes	Chronic Kidney Disease	241	2.9% (2.6% - 3.2%)	36	2.4% (2.1% - 2.7%)
Health Outcomes	COPD	120	6.0% (4.9% - 7.3%)	68	5.2% (4.3% - 6.2%)
Health Outcomes	Cancer (except skin)	486	8.1% (7.2% - 9.0%)	831	6.6% (5.9% - 7.3%)
Health Outcomes	Stroke	181	2.8% (2.4% - 3.2%)	49	2.3% (2.0% - 2.6%)
Health Outcomes	Current Asthma	137	9.0% (7.8% - 10.3%)	125	9.1% (7.9% - 10.4%)
Health Outcomes	Coronary Heart Disease	199	5.5% (4.7% - 6.4%)	52	4.4% (3.8% - 5.0%)
Health Outcomes	Depression	106	16.8% (13.7% - 20.3%)	58	17.6% (14.3% - 21.4%)
Health Outcomes	Obesity	379	37.1% (30.1% - 44.5%)	338	36.8% (29.8% - 44.6%)
Prevention	Colorectal Cancer Screening	234	73.4% (70.1% - 76.5%)	165	73.1% (69.7% - 76.3%)
Prevention	Dental Visit	113	71.8% (68.1% - 74.9%)	107	71.5% (67.9% - 74.8%)
Prevention	Core preventive services for older women	142	43.9% (35.4% - 51.5%)	79	45.6% (37.0% - 52.9%)
Prevention	Cervical Cancer Screening	54	86.1% (83.7% - 88.3%)	99	84.9% (82.4% - 87.3%)
Prevention	Taking BP Medication	685	78.0% (74.5% - 81.2%)	812	57.6% (52.7% - 62.4%)

Category	Health Domain	Crude Rate Rank	Crude Rate (95% CI)	Age-Adj. Rate Rank	Age-Adj. Rate (95% CI)
Prevention	Annual Checkup	222	76.5% (72.0% - 80.8%)	50	74.4% (69.6% - 79.0%)
Prevention	Cholesterol Screening	262	83.7% (80.8% - 86.6%)	102	80.8% (77.6% - 84.2%)
Prevention	Core preventive services for older men	212	46.6% (38.1% - 55.9%)	185	46.8% (38.4% - 55.4%)
Prevention	Health Insurance	59	5.8% (4.3% - 7.8%)	48	6.0% (4.5% - 8.0%)
Prevention	Mammography	391	76.6% (72.4% - 80.4%)	184	75.7% (71.7% - 79.7%)
Disability	Mobility Disability	154	9.6% (7.8% - 11.4%)	56	7.9% (6.6% - 9.4%)
Disability	Self-care Disability	86	2.6% (2.2% - 3.1%)	45	2.3% (2.0% - 2.7%)
Disability	Hearing Disability	207	6.4% (5.6% - 7.4%)	61	5.3% (4.6% - 6.0%)
Disability	Any Disability	141	22.1% (18.5% - 26.0%)	82	20.3% (16.8% - 23.8%)
Disability	Vision Disability	82	3.1% (2.6% - 3.7%)	44	2.8% (2.4% - 3.3%)
Disability	Cognitive Disability	75	9.5% (7.9% - 11.2%)	70	9.9% (8.1% - 11.6%)
Disability	Independent Living Disability	94	5.4% (4.5% - 6.4%)	67	5.1% (4.2% - 5.9%)

The 95% confidence interval shown in parentheses represents the range of 95% of CDC area estimates under different model assumptions using Monte Carlo simulations.

## Appendix 3: Small Communities (1,000-2,499)

Newhall falls into the group of small communities, which have a population of 1,000-2,499. In this data, 138 communities have a population in this range. The table below lists all communities in that group, sorted by the population estimate in the CDC PLACES dataset.

Community	Population	Community	Population	Community	Population
New London	2,471	Monroe	1,889	Pocahontas	1,614
West Union	2,468	Ogden	1,878	Guthrie Center	1,605
Belle Plaine	2,421	Lisbon	1,874	Brooklyn	1,600
Rockwell City	2,389	Blue Grass	1,873	Corning	1,592
La Porte City	2,347	Wapello	1,861	Akron	1,580
Hull	2,340	Walcott	1,854	Monona	1,571
Cascade	2,312	Peosta	1,852	Urbana	1,565
Atkins	2,296	Pleasantville	1,840	Holstein	1,560
Lamoni	2,284	Mount Ayr	1,838	Slater	1,546
Mediapolis	2,214	Sigourney	1,835	Dysart	1,542
Alta	2,207	Farley	1,833	Shell Rock	1,542
Colfax	2,186	Sac City	1,825	Hartley	1,536
Sumner	2,145	Reinbeck	1,784	Sanborn	1,536
Northwood	2,142	Greenfield	1,778	Fairbank	1,490
Bellevue	2,132	Dallas Center	1,770	Panora	1,490
Remsen	2,095	Prairie City	1,762	Lenox	1,488
Audubon	2,089	Lake City	1,745	Wellman	1,474
Toledo	2,047	Parkersburg	1,738	Roland	1,472
Ely	2,045	Stuart	1,726	Nashua	1,472
Columbus Junction	2,029	Manson	1,718	Van Meter	1,468
Epworth	1,982	Leon	1,707	Nora Springs	1,464
Ida Grove	1,969	Ackley	1,699	Manning	1,444
Lake Mills	1,965	Corydon	1,688	Traer	1,441
Granger	1,950	Oakland	1,678	Logan	1,437
Denver	1,921	Guttenberg	1,667	Walford	1,434
Britt	1,921	State Center	1,654	Strawberry Point	1,427
Durant	1,902	Moville	1,640	Dunlap	1,418

Community	Population	Community	Population	Community	Population
Bedford	1,416	Fayette	1,179	Graettinger	1,010
Manly	1,415	Central City	1,166	Preston	1,005
Kingsley	1,382	Palo	1,162	Rockwell	1,004
Avoca	1,375	Springville	1,160		
Earlham	1,367	George	1,149		
University Heights	1,353	Wayland	1,148		
Montezuma	1,335	St. Ansgar	1,140		
Elkader	1,326	Clarence	1,136		
Coon Rapids	1,324	Fredericksburg	1,133		
Clarksville	1,311	Fruitland	1,127		
Woodbine	1,286	Swisher	1,126		
Jewell Junction	1,284	Neola	1,125		
Alton	1,283	Afton	1,105		
Melcher-Dallas	1,278	Riverside	1,090		
Greene	1,267	Hamburg	1,087		
Malvern	1,264	Newhall	1,076		
Lone Tree	1,261	Treynor	1,071		
Dike	1,240	Villisca	1,071		
Conrad	1,234	Janesville	1,063		
Lake Park	1,223	Winfield	1,063		
Laurens	1,223	Griswold	1,056		
Sheffield	1,209	Lansing	1,053		
Tripoli	1,207	Sloan	1,051		
Marcus	1,200	Baxter	1,036		
Eddyville	1,187	Winthrop	1,035		
Gilbert	1,185	Sully	1,022		
New Sharon	1,183	Lawton	1,021		