



## Iowa Community Health Snapshot Series

*275 community reports prepared for the Iowa State University  
Extension and Outreach Community and Economic  
Development Unit*



*May 2024*

*By Matthew Voss & Shawn Dorius*

---

*This project was supported by funding from Iowa State University's Extension and Outreach Community and Economic Development Unit via an award from Iowa State University's Presidential Strategic Initiative Plan 2022-2031.*

# Iowa Community Health Snapshot Series

## Table of contents

<b>Health in Merville: Overview</b>	<b>3</b>
Strengths . . . . .	3
Opportunities . . . . .	4
How to Use this Report . . . . .	5
Using Ames, IA as an Example . . . . .	6
<b>Health Status</b>	<b>7</b>
Poor General Health . . . . .	7
Poor Physical Health . . . . .	8
Poor Mental Health . . . . .	8
<b>Health Risk Behaviors</b>	<b>9</b>
Binge Drinking . . . . .	9
Current Smoking . . . . .	10
Physical Inactivity . . . . .	10
Sleep <7 hours . . . . .	11
<b>Health Outcomes</b>	<b>12</b>
Arthritis . . . . .	12
High Blood Pressure . . . . .	13
Cancer (except skin) . . . . .	13
Current Asthma . . . . .	14
Coronary Heart Disease . . . . .	14
COPD . . . . .	15
Depression . . . . .	15
Diabetes . . . . .	16
High Cholesterol . . . . .	16
Chronic Kidney Disease . . . . .	17
Obesity . . . . .	17
Stroke . . . . .	18
All Teeth Lost . . . . .	18
<b>Prevention</b>	<b>19</b>
Lack of Health Insurance . . . . .	19
Taking BP Medication . . . . .	20
Cervical Cancer Screening . . . . .	20
Annual Checkup . . . . .	21
Cholesterol Screening . . . . .	21

---

Colorectal Cancer Screening . . . . .	22
Core preventive services for older men . . . . .	22
Core preventive services for older women . . . . .	24
Dental Visit . . . . .	24
Mammography . . . . .	26
<b>Disability</b>	<b>27</b>
Hearing disability . . . . .	27
Vision disability . . . . .	28
Cognitive disability . . . . .	28
Mobility disability . . . . .	29
Self-care disability . . . . .	29
Independent living disability . . . . .	30
Any disability . . . . .	30
<b>Appendix 1: CDC PLACES Data</b>	<b>31</b>
<b>Appendix 2: Mowille PLACES Data</b>	<b>32</b>
<b>Appendix 3: Small Communities (1,000-2,499)</b>	<b>34</b>

# Health in Merville: Overview

Dear Community Members & Stakeholders of Merville,

We are pleased to share the Iowa Community Health Snapshot series, a set of reports designed in partnership with Iowa State University's Community Economic Development to assess the overall landscape of health and well-being across Iowa. The following pages include the health snapshot for your community. The snapshot can be used to see how Merville ranks across various health measures compared to the rest of the state and similarly-sized communities. This comparison allows us to identify Merville's strengths and opportunities for growth by leveraging the Centers for Disease Control and Prevention PLACES dataset.

The report includes 37 health measures organized topically by general health status, risky behavior, health outcomes, prevention, and disability. We provide a general overview of each health topic, followed by a description of each health measure. Health measure descriptions include crude and age-adjusted rates and a ranking that tells you how your community ranks compared to all Iowa communities and communities of similar size to Merville. Crude rates tell you the raw, un-adjusted percent of the population experiencing the health measure. Age-adjusted rates account for the age distribution present in your community and presents what the rate would be if your community had a standard age distribution. Crude rates can provide a general comparison between communities and age-adjusted rates can give a fairer comparison between communities with different age structures.

## Strengths

Take a look at the top strengths of your community! Below are unadjusted and age-adjusted health measures that represent your community's strengths. We recommend using continued investment in these areas to maintain them as strengths, as well as building on them to improve in other health domains.

Crude			Age-Adjusted		
Health Domain	Statewide Community Rank	Small Community Rank	Health Domain	Statewide Community Rank	Small Community Rank
Annual Checkup	45th	6th	Annual Checkup	3rd	1st
Dental Visit	102nd	20th	Taking BP Medication	7th	1st
Core preventive services for older men	117th	14th	Cholesterol Screening	46th	12th
Core preventive services for older women	136th	17th	Cancer (except skin)	74th	4th
Vision Disability	197th	32nd	Core preventive services for older women	98th	22nd

# Opportunities

Below are health measures that represent potential areas for growth in your community. We recommend increasing investment in these areas to support community health and well-being.

Crude			Age-Adjusted		
Health Domain	Statewide Community Rank	Small Community Rank	Health Domain	Statewide Community Rank	Small Community Rank
Current Asthma	868th	130th	High Cholesterol	879th	135th
Depression	797th	119th	Current Asthma	805th	129th
Binge Drinking	720th	108th	Depression	758th	116th
High Cholesterol	695th	100th	Binge Drinking	736th	111th
Sleep <7 hours	675th	107th	Sleep <7 hours	613th	100th

Please review the rest of the report to learn more about your community and reach out to us with questions about the report or for recommendations to improve the overall health and well-being in Merville.

Sincerely,



Shawn F. Dorius, PhD  
Iowa State University  
Public Science Collaborative



IOWA STATE UNIVERSITY  
Extension and Outreach  
Community and Economic Development

This project was supported by funding from Iowa State University’s Extension and Outreach Community and Economic Development Unit, via an award from Iowa State University’s Presidential Strategic Initiative Plan 2022-2031.

---

## How to Use this Report

The purpose of the Iowa Community Health Snapshot Series is to provide an overview of health in Merville that can be used to help inform health-related interventions and programming. This report contains five sections, including the overall health status of Merville, a review of risky behaviors in the community, and information on various health outcomes, prevention measures, and disability needs. Each section includes an overview of the health domain, a breakdown of its underlying health measures, and data to see how Merville compares to the rest of the state and similarly-sized communities.

With a population of 1,640, Merville’s similarly sized communities are defined as small communities. In Iowa, small communities have an average population of 1,553, and there are 138 communities that are considered small communities. To see all of the communities in this population group, please see Appendix 3 of this report.

Group	Population Range	Number of Communities
Large	50,000+	11
Mid-Large	10,000-49,999	31
Midsized	2,500-9,999	102
Small	1,000-2,499	138
Very Small	0-999	676
Total		958

Using Ames, IA as an Example

The graphic below is an example of the details included for each health measure. The table in the upper right shows your community’s crude and age-adjusted rate estimates alongside their averages across all Iowa communities and similarly-sized communities. The images below show the distribution of the health measure across communities. The vertical lines correspond with the values in the table to show the estimate for the specific community compared to communities across the state. The solid black line in each plot represents the community rate, with the dashed lines indicating the average rate for all Iowa communities and the dotted lines showing the average rate for similarly-sized communities.



The example graphic above displays the poor mental health rate in Ames, Iowa. The left plot shows the crude rate of poor mental health in the community. Crude rates are the raw, un-adjusted percent of the population experiencing the health measure. Notice how the solid black line is closer to the right of the plot than the dashed and dotted lines; this indicates that Ames has a higher crude rate of poor mental health than most communities in the state. However, the age-adjusted rate plot on the right shows the solid line closer to the peak of the distribution and averages for the state and similarly-sized communities, indicating that when accounting for Ames’s unique age distribution, Ames’s poor mental health rate is not a significant outlier, and is estimated to be lower than the statewide average. Accounting for crude and age-adjusted rates is critical to help inform health interventions as age-adjusted rates can help contextualize the health measure within the population.

# Health Status

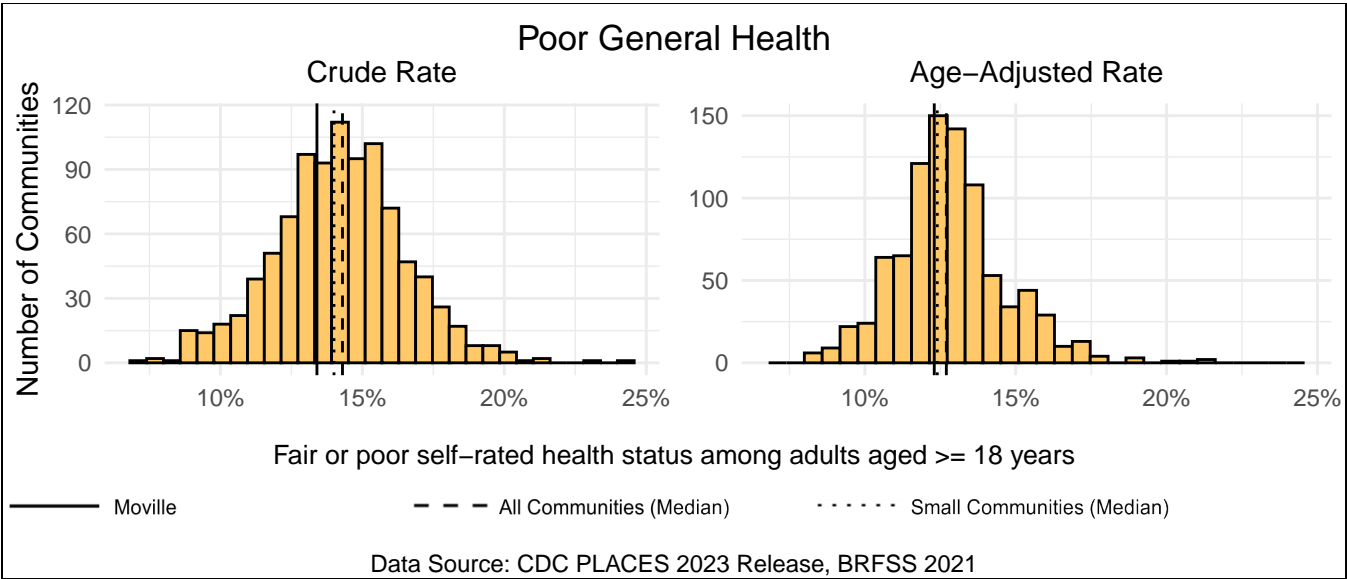
This section reflects measures for overall health, including general, physical, and mental health. These measures are a valuable way to see a simple summary of the health of a country’s population. The questions to calculate these measures ask respondents to evaluate their health status. General health is evaluated on a 5-point scale where respondents can report their health status as one of “excellent,” “very good,” “good,” “fair,” or “poor,” from which the respondents who answer “fair” or “poor” are included in the measure. Physical and mental health are evaluated as the rate of respondents who say they have had 14 or more days in the last 30 days in which their physical or mental health was not good. The URL below includes more information about each variable.

<https://www.cdc.gov/places/measure-definitions/health-status/index.html>

## Poor General Health

Moville has a crude rate of 13.4% for fair or poor self-rated health status among adults aged  $\geq 18$  years, which ranks 329th out of 958 Iowa communities (53rd out of 138 small communities). The age-adjusted rate for Moville is 12.3%, which ranks 327th out of 905 Iowa communities (64th out of 138 small communities).

Measure Type	Moville	All Comm.	Small Comm.
Crude	13.4%	14.3%	14.0%
Age-Adjusted	12.3%	12.7%	12.4%

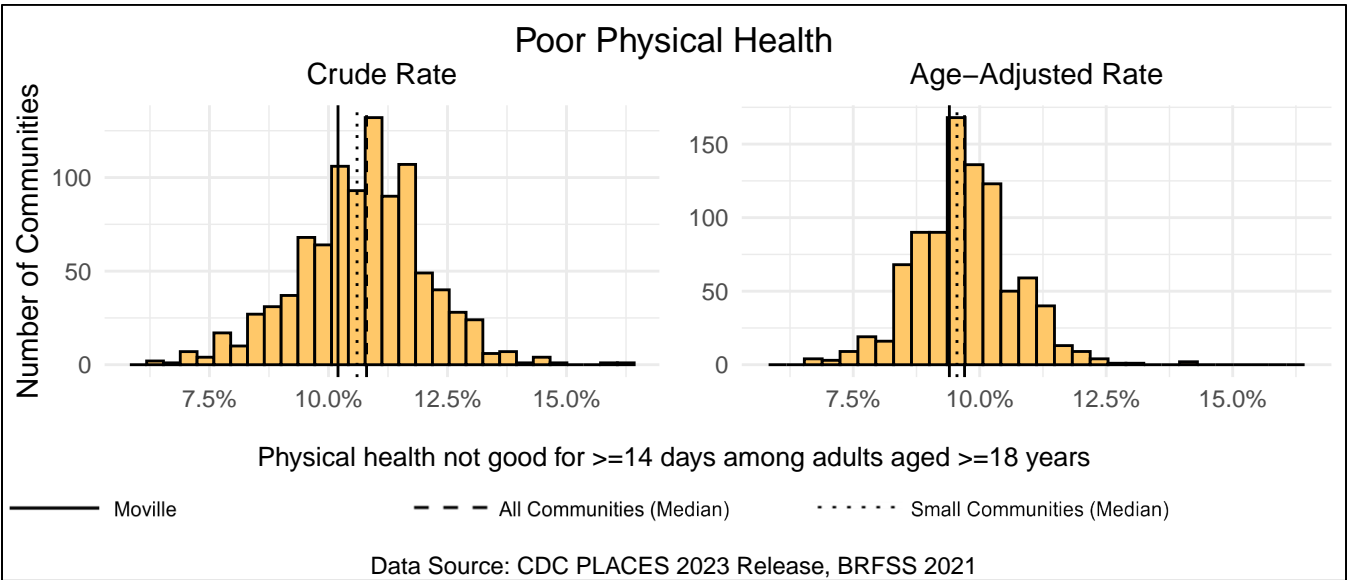




## Poor Physical Health

Moville has a crude rate of 10.2% for physical health not good for  $\geq 14$  days among adults aged  $\geq 18$  years, which ranks 293rd out of 958 Iowa communities (48th out of 138 small communities). The age-adjusted rate for Moville is 9.4%, which ranks 300th out of 905 Iowa communities (57th out of 138 small communities).

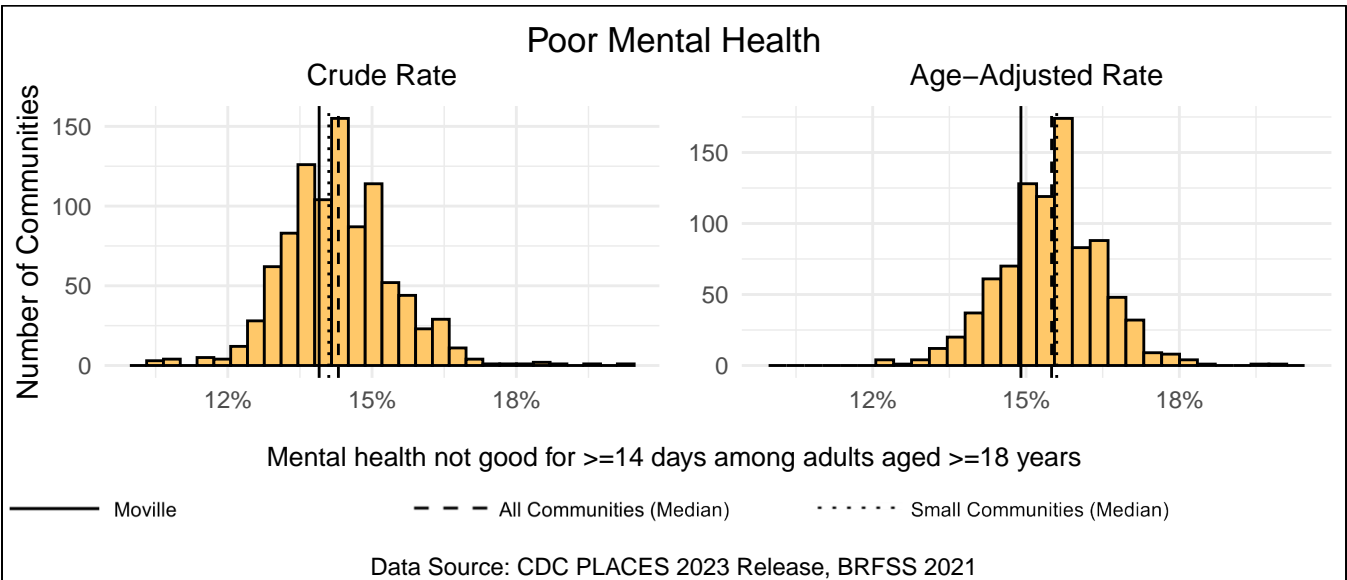
Measure Type	Moville	All Comm.	Small Comm.
Crude	10.2%	10.8%	10.6%
Age-Adjusted	9.4%	9.7%	9.6%



## Poor Mental Health

Moville has a crude rate of 13.9% for mental health not good for  $\geq 14$  days among adults aged  $\geq 18$  years, which ranks 328th out of 958 Iowa communities (58th out of 138 small communities). The age-adjusted rate for Moville is 14.9%, which ranks 210th out of 905 Iowa communities (38th out of 138 small communities).

Measure Type	Moville	All Comm.	Small Comm.
Crude	13.9%	14.3%	14.1%
Age-Adjusted	14.9%	15.5%	15.6%



# Health Risk Behaviors

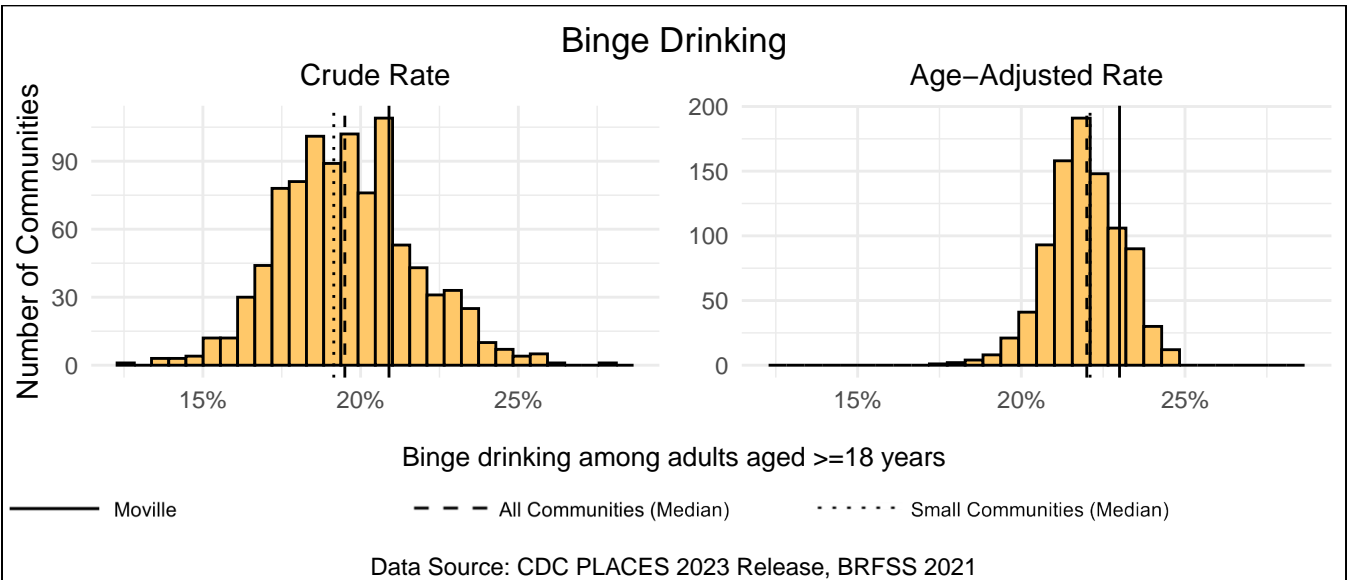
Health risk measures are measures of individual behaviors that can lead to poor health outcomes. These include binge drinking, current smoking, physical inactivity, and getting less than seven hours of nightly sleep. Risk behaviors are the most critical intervention points as they can help save lives and drastically improve health outcomes later in life. Each measure is calculated as the rate of respondents participating in a high level of risk behavior. The exact cutoff points for the behavior depend on the health area. The link below includes more information about each variable.

<https://www.cdc.gov/places/measure-definitions/unhealthy-behaviors/index.html>

## Binge Drinking

Moville has a crude rate of 20.9% for binge drinking among adults aged  $\geq 18$  years, which ranks 720th out of 958 Iowa communities (108th out of 138 small communities). The age-adjusted rate for Moville is 23.0%, which ranks 736th out of 905 Iowa communities (111th out of 138 small communities).

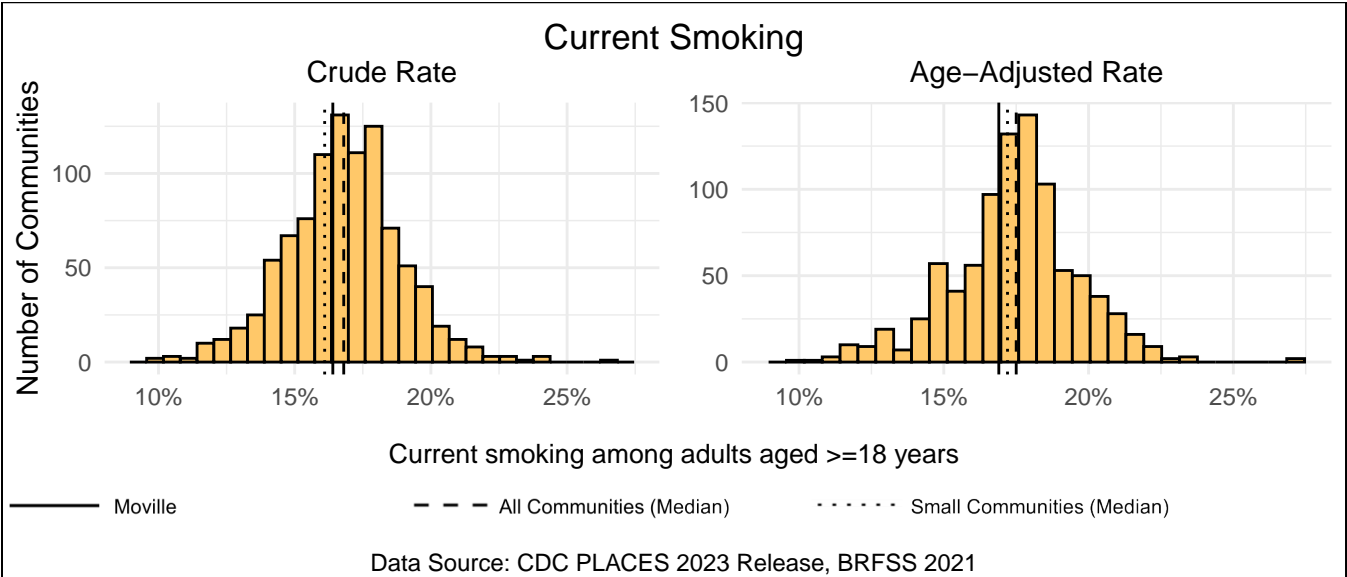
Measure Type	Moville	All Comm.	Small Comm.
Crude	20.9%	19.5%	19.1%
Age-Adjusted	23.0%	22.0%	22.1%



# Current Smoking

Moville has a crude rate of 16.4% for current smoking among adults aged  $\geq 18$  years, which ranks 380th out of 958 Iowa communities (80th out of 138 small communities). The age-adjusted rate for Moville is 16.9%, which ranks 311th out of 905 Iowa communities (62nd out of 138 small communities).

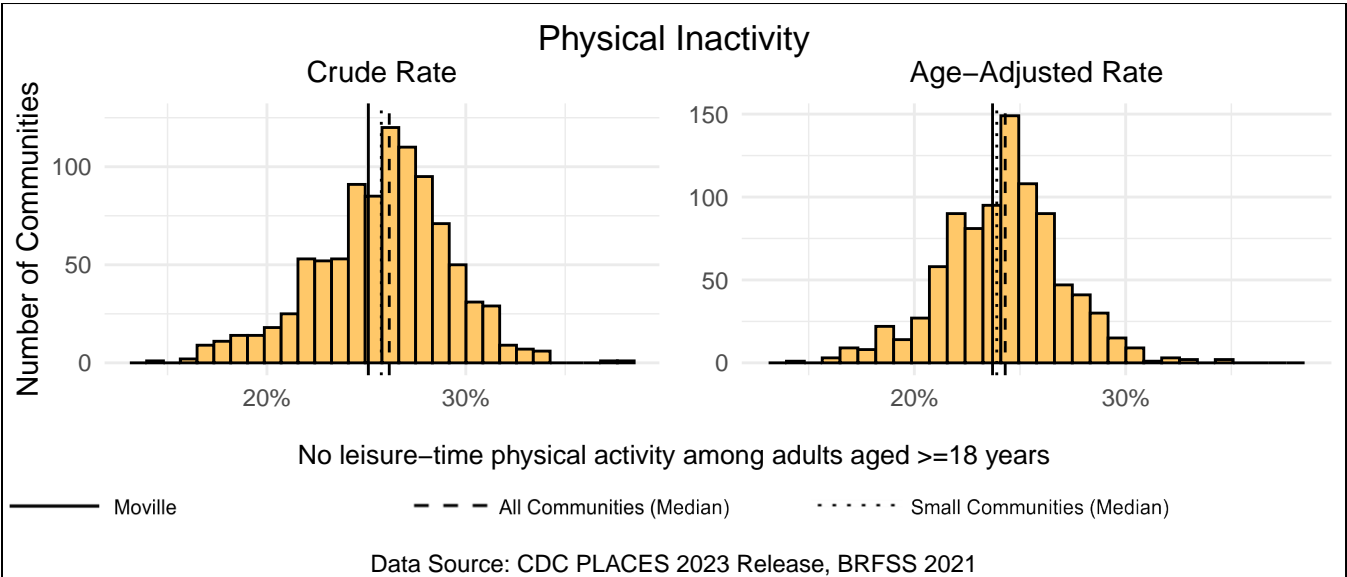
Measure Type	Moville	All Comm.	Small Comm.
Crude	16.4%	16.8%	16.1%
Age-Adjusted	16.9%	17.5%	17.2%



# Physical Inactivity

Moville has a crude rate of 25.1% for no leisure-time physical activity among adults aged  $\geq 18$  years, which ranks 355th out of 958 Iowa communities (57th out of 138 small communities). The age-adjusted rate for Moville is 23.7%, which ranks 353rd out of 905 Iowa communities (65th out of 138 small communities).

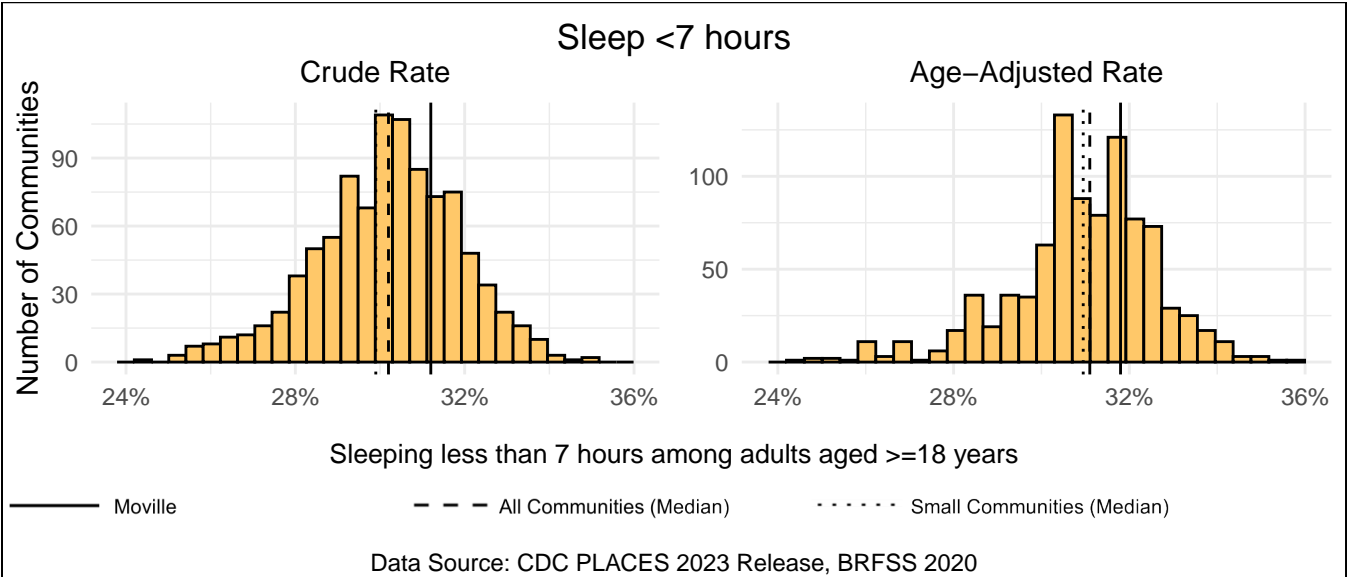
Measure Type	Moville	All Comm.	Small Comm.
Crude	25.1%	26.1%	25.8%
Age-Adjusted	23.7%	24.3%	23.9%



# Sleep <7 hours

Moville has a crude rate of 31.2% for sleeping less than 7 hours among adults aged  $\geq 18$  years, which ranks 675th out of 958 Iowa communities (107th out of 138 small communities). The age-adjusted rate for Moville is 31.8%, which ranks 613th out of 905 Iowa communities (100th out of 138 small communities).

Measure Type	Moville	All Comm.	Small Comm.
Crude	31.2%	30.2%	29.9%
Age-Adjusted	31.8%	31.1%	31.0%



# Health Outcomes

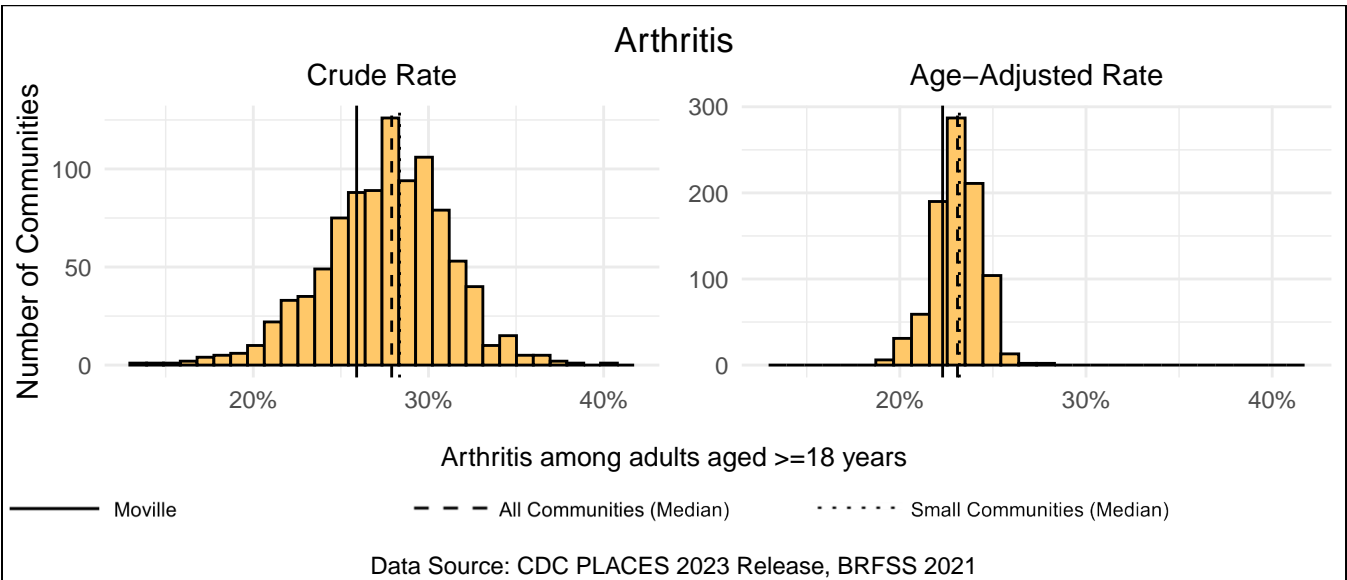
This section includes measures about specific health outcomes such as chronic illness, mental health conditions, and risk factors for future disease. Health outcome measures include but are not limited to arthritis, high blood pressure, cancer, depression, and obesity. Each measure is the percentage of respondents reporting receiving the diagnosis by a doctor, nurse, or other health professional. The link below includes more information about each variable.

<https://www.cdc.gov/places/measure-definitions/health-outcomes/index.html>

## Arthritis

Moville has a crude rate of 25.9% for arthritis among adults aged  $\geq 18$  years, which ranks 282nd out of 958 Iowa communities (38th out of 138 small communities). The age-adjusted rate for Moville is 22.3%, which ranks 210th out of 905 Iowa communities (33rd out of 138 small communities).

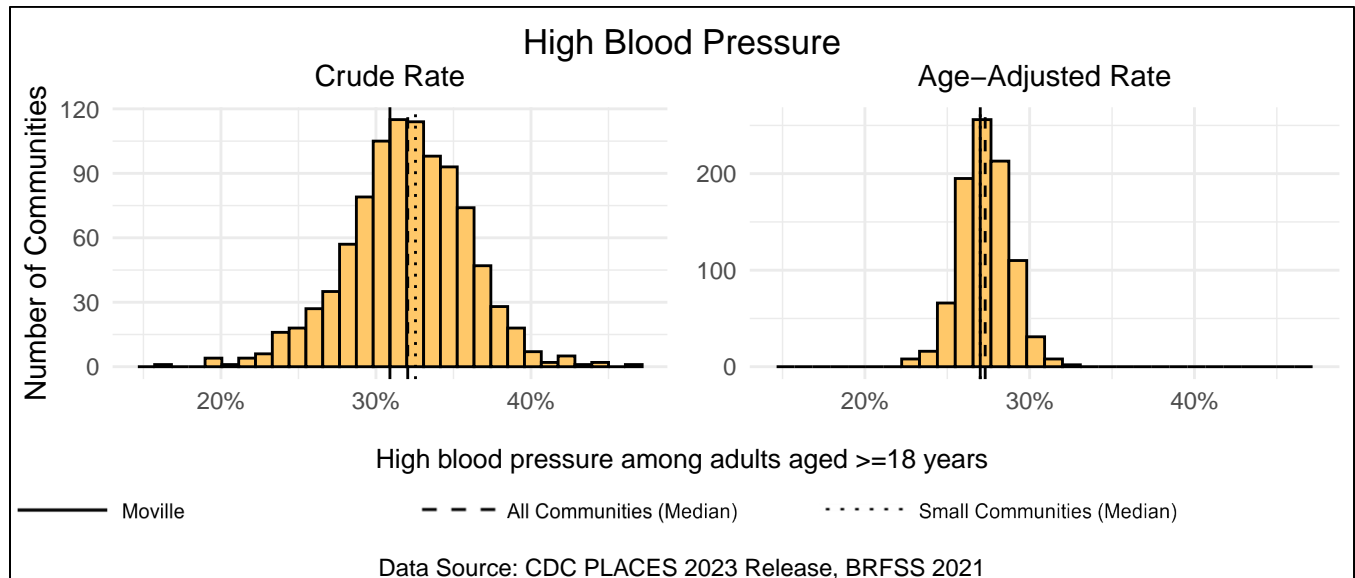
Measure Type	Moville	All Comm.	Small Comm.
Crude	25.9%	27.9%	28.4%
Age-Adjusted	22.3%	23.1%	23.2%



## High Blood Pressure

Moville has a crude rate of 30.9% for high blood pressure among adults aged  $\geq 18$  years, which ranks 344th out of 958 Iowa communities (46th out of 138 small communities). The age-adjusted rate for Moville is 27.0%, which ranks 368th out of 905 Iowa communities (66th out of 138 small communities).

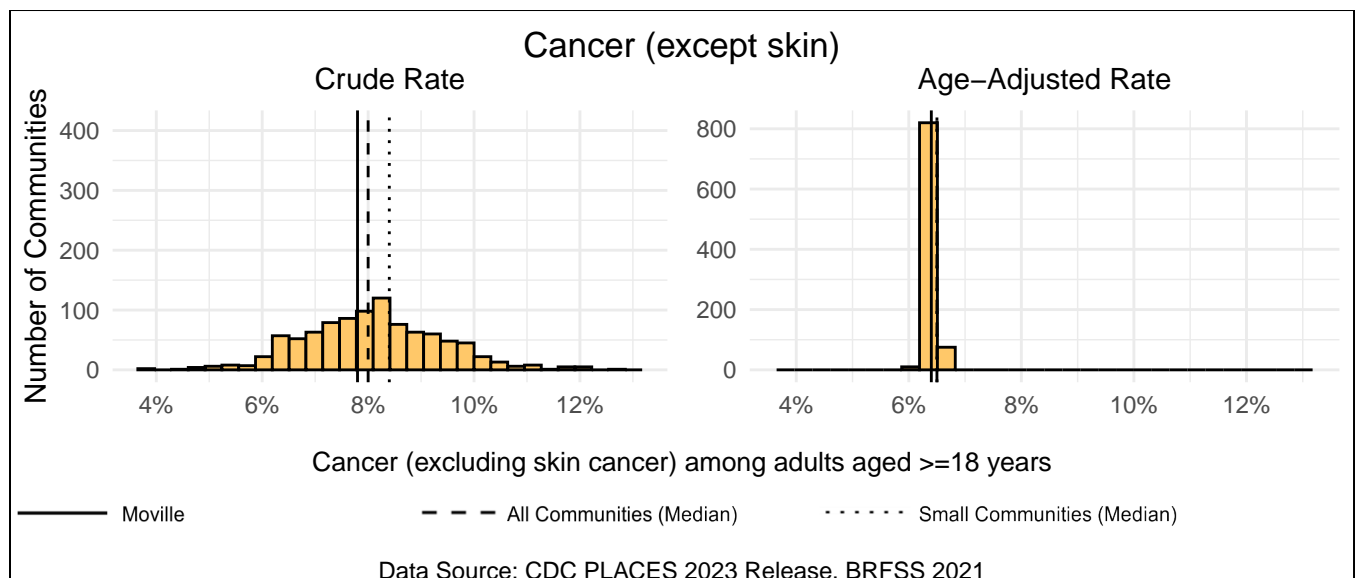
Measure Type	Moville	All Comm.	Small Comm.
Crude	30.9%	32.0%	32.5%
Age-Adjusted	27.0%	27.3%	27.0%



## Cancer (except skin)

Moville has a crude rate of 7.8% for cancer (excluding skin cancer) among adults aged  $\geq 18$  years, which ranks 388th out of 958 Iowa communities (42nd out of 138 small communities). The age-adjusted rate for Moville is 6.4%, which ranks 74th out of 905 Iowa communities (4th out of 138 small communities).

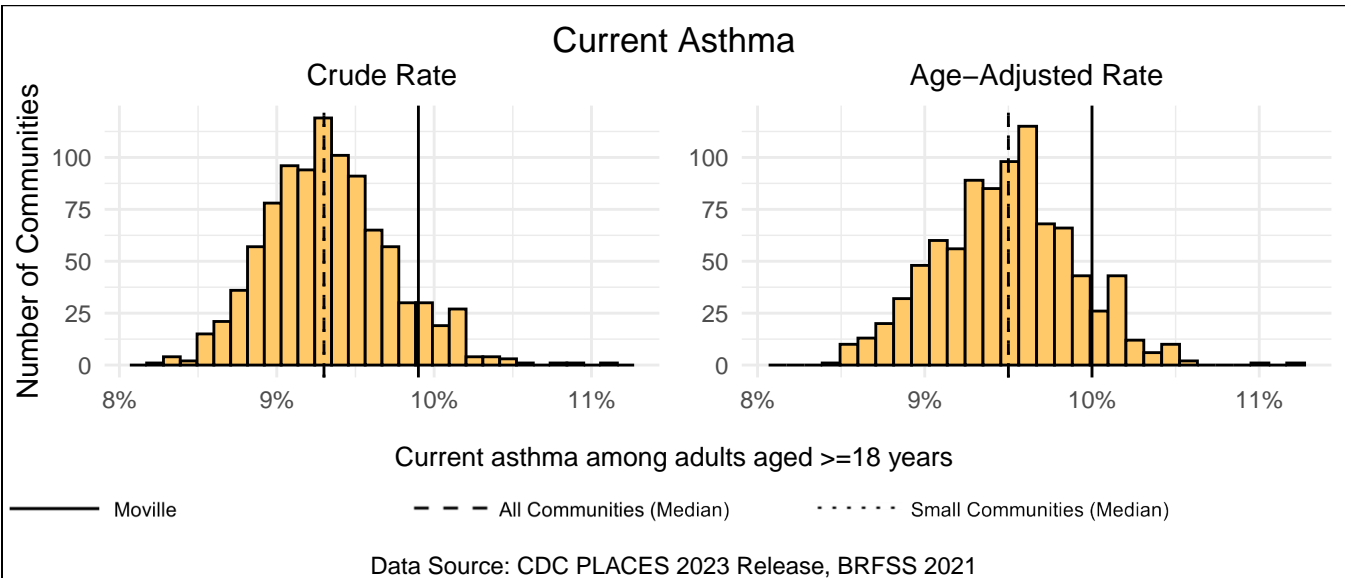
Measure Type	Moville	All Comm.	Small Comm.
Crude	7.8%	8.0%	8.4%
Age-Adjusted	6.4%	6.5%	6.5%



## Current Asthma

Moville has a crude rate of 9.9% for current asthma among adults aged  $\geq 18$  years, which ranks 868th out of 958 Iowa communities (130th out of 138 small communities). The age-adjusted rate for Moville is 10.0%, which ranks 805th out of 905 Iowa communities (129th out of 138 small communities).

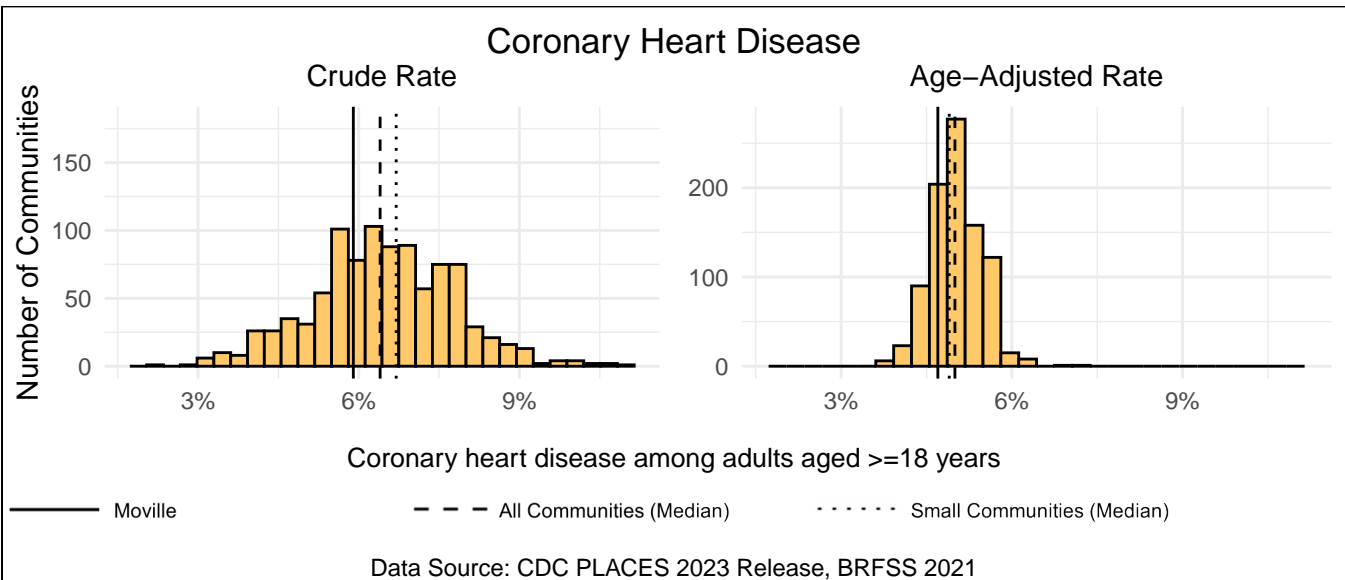
Measure Type	Moville	All Comm.	Small Comm.
Crude	9.9%	9.3%	9.3%
Age-Adjusted	10.0%	9.5%	9.5%



## Coronary Heart Disease

Moville has a crude rate of 5.9% for coronary heart disease among adults aged  $\geq 18$  years, which ranks 300th out of 958 Iowa communities (44th out of 138 small communities). The age-adjusted rate for Moville is 4.7%, which ranks 187th out of 905 Iowa communities (36th out of 138 small communities).

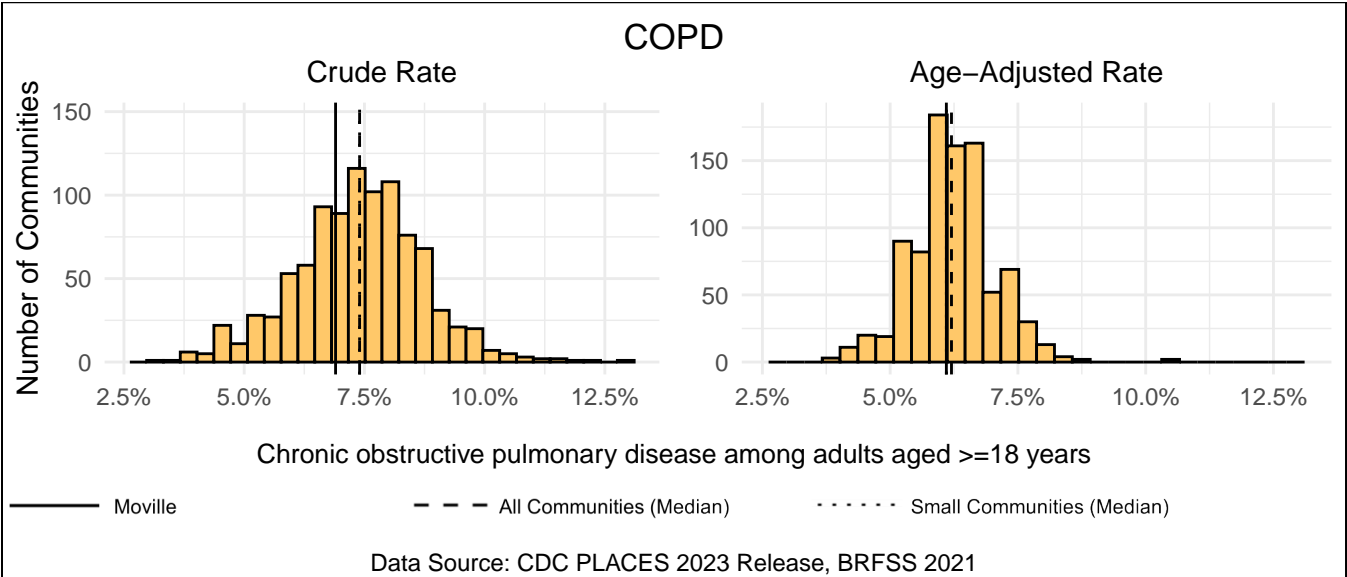
Measure Type	Moville	All Comm.	Small Comm.
Crude	5.9%	6.4%	6.7%
Age-Adjusted	4.7%	5.0%	4.9%



# COPD

Moville has a crude rate of 6.9% for chronic obstructive pulmonary disease among adults aged  $\geq 18$  years, which ranks 306th out of 958 Iowa communities (50th out of 138 small communities). The age-adjusted rate for Moville is 6.1%, which ranks 346th out of 905 Iowa communities (66th out of 138 small communities).

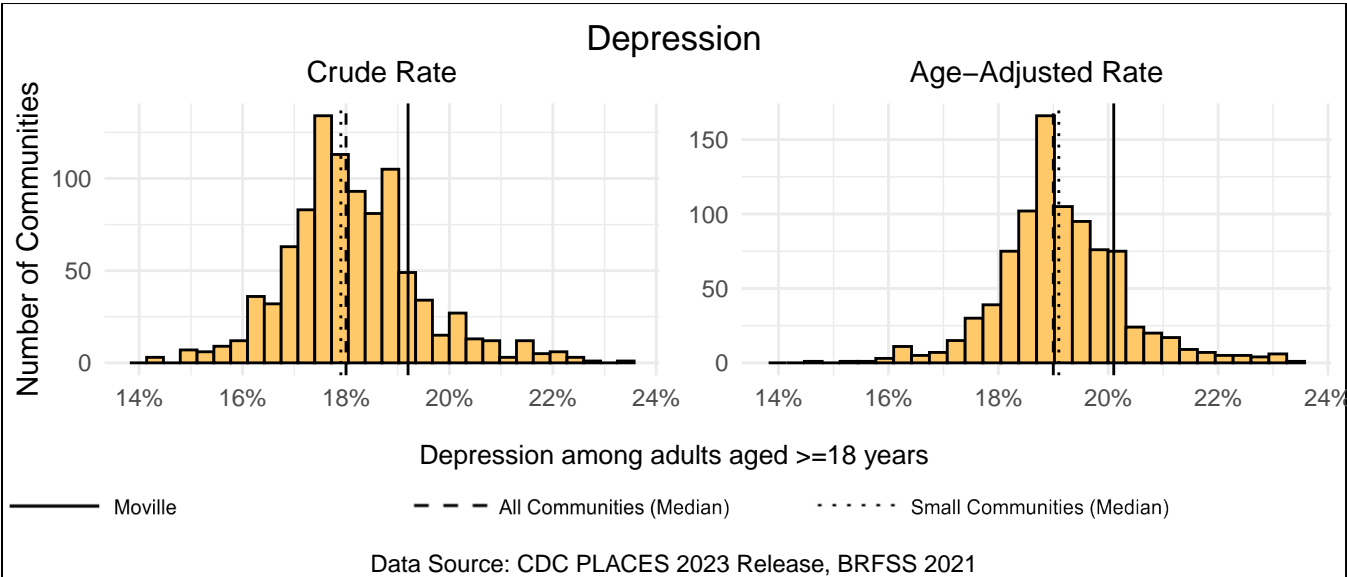
Measure Type	Moville	All Comm.	Small Comm.
Crude	6.9%	7.4%	7.4%
Age-Adjusted	6.1%	6.2%	6.1%



# Depression

Moville has a crude rate of 19.2% for depression among adults aged  $\geq 18$  years, which ranks 797th out of 958 Iowa communities (119th out of 138 small communities). The age-adjusted rate for Moville is 20.1%, which ranks 758th out of 905 Iowa communities (116th out of 138 small communities).

Measure Type	Moville	All Comm.	Small Comm.
Crude	19.2%	18.0%	17.9%
Age-Adjusted	20.1%	19.0%	19.1%

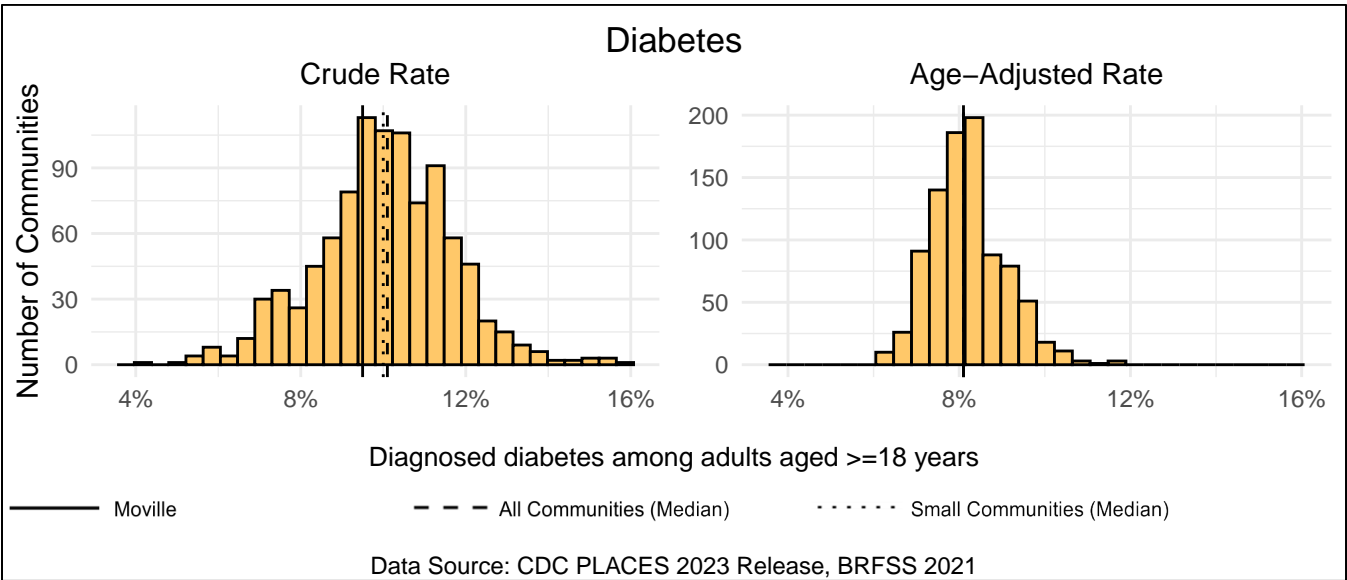




# Diabetes

Moville has a crude rate of 9.5% for diagnosed diabetes among adults aged  $\geq 18$  years, which ranks 327th out of 958 Iowa communities (52nd out of 138 small communities). The age-adjusted rate for Moville is 8.1%, which ranks 401st out of 905 Iowa communities (69th out of 138 small communities).

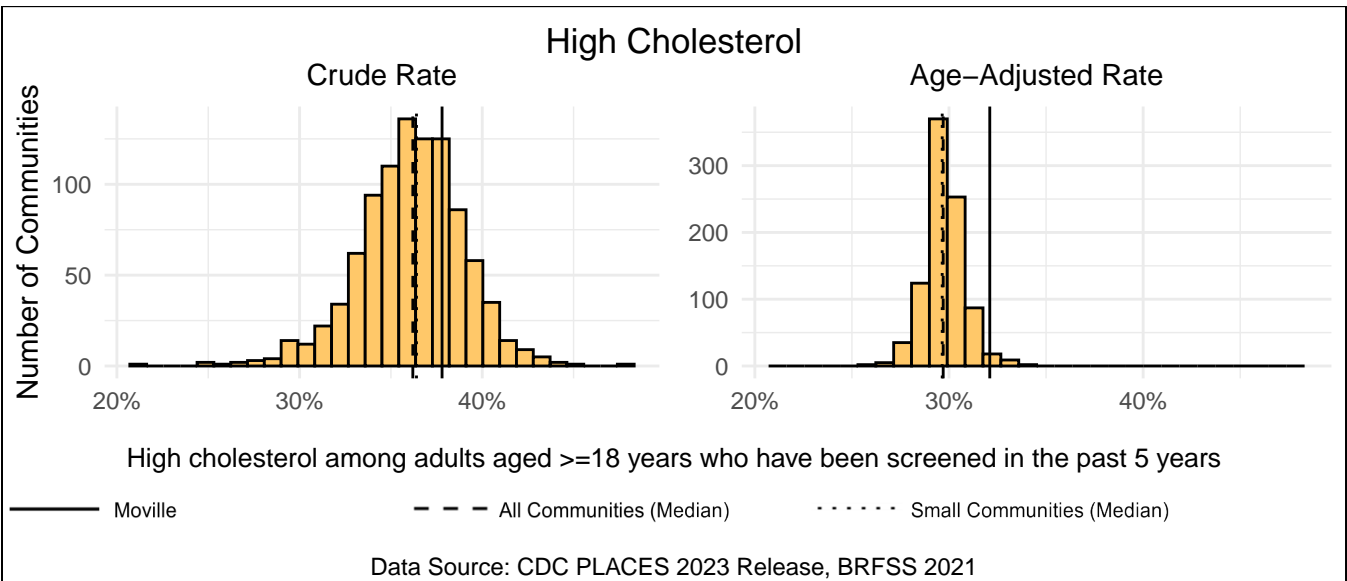
Measure Type	Moville	All Comm.	Small Comm.
Crude	9.5%	10.1%	10.0%
Age-Adjusted	8.1%	8.1%	8.1%



# High Cholesterol

Moville has a crude rate of 37.8% for high cholesterol among adults aged  $\geq 18$  years who have been screened in the past 5 years, which ranks 695th out of 958 Iowa communities (100th out of 138 small communities). The age-adjusted rate for Moville is 32.1%, which ranks 879th out of 905 Iowa communities (135th out of 138 small communities).

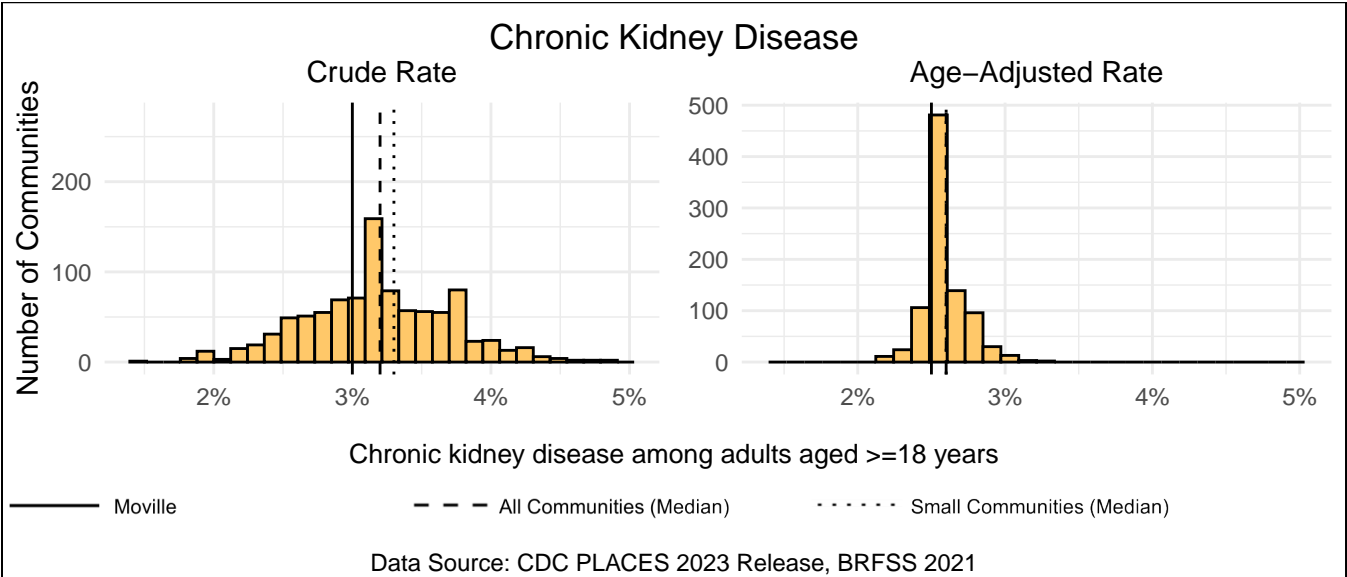
Measure Type	Moville	All Comm.	Small Comm.
Crude	37.8%	36.2%	36.4%
Age-Adjusted	32.1%	29.7%	29.6%



# Chronic Kidney Disease

Moville has a crude rate of 3.0% for chronic kidney disease among adults aged  $\geq 18$  years, which ranks 310th out of 958 Iowa communities (41st out of 138 small communities). The age-adjusted rate for Moville is 2.5%, which ranks 142nd out of 905 Iowa communities (28th out of 138 small communities).

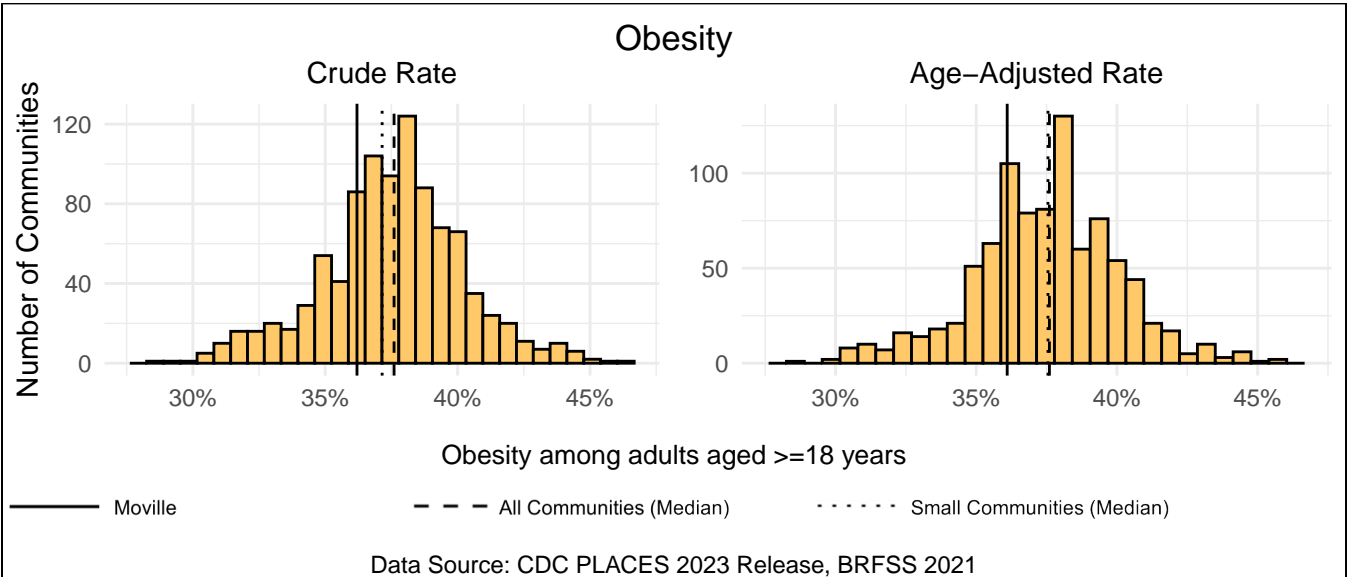
Measure Type	Moville	All Comm.	Small Comm.
Crude	3.0%	3.2%	3.3%
Age-Adjusted	2.5%	2.6%	2.6%



# Obesity

Moville has a crude rate of 36.2% for obesity among adults aged  $\geq 18$  years, which ranks 248th out of 958 Iowa communities (47th out of 138 small communities). The age-adjusted rate for Moville is 36.1%, which ranks 232nd out of 905 Iowa communities (38th out of 138 small communities).

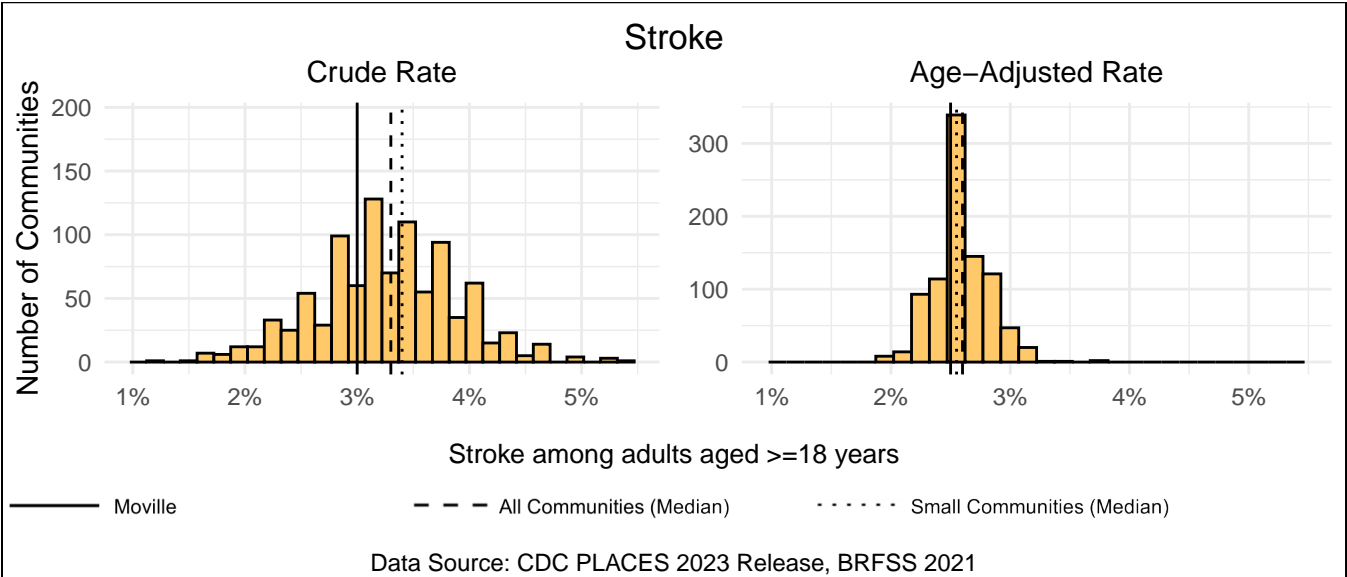
Measure Type	Moville	All Comm.	Small Comm.
Crude	36.2%	37.6%	37.2%
Age-Adjusted	36.1%	37.6%	37.5%



# Stroke

Moville has a crude rate of 3.0% for stroke among adults aged  $\geq 18$  years, which ranks 280th out of 958 Iowa communities (41st out of 138 small communities). The age-adjusted rate for Moville is 2.5%, which ranks 230th out of 905 Iowa communities (43rd out of 138 small communities).

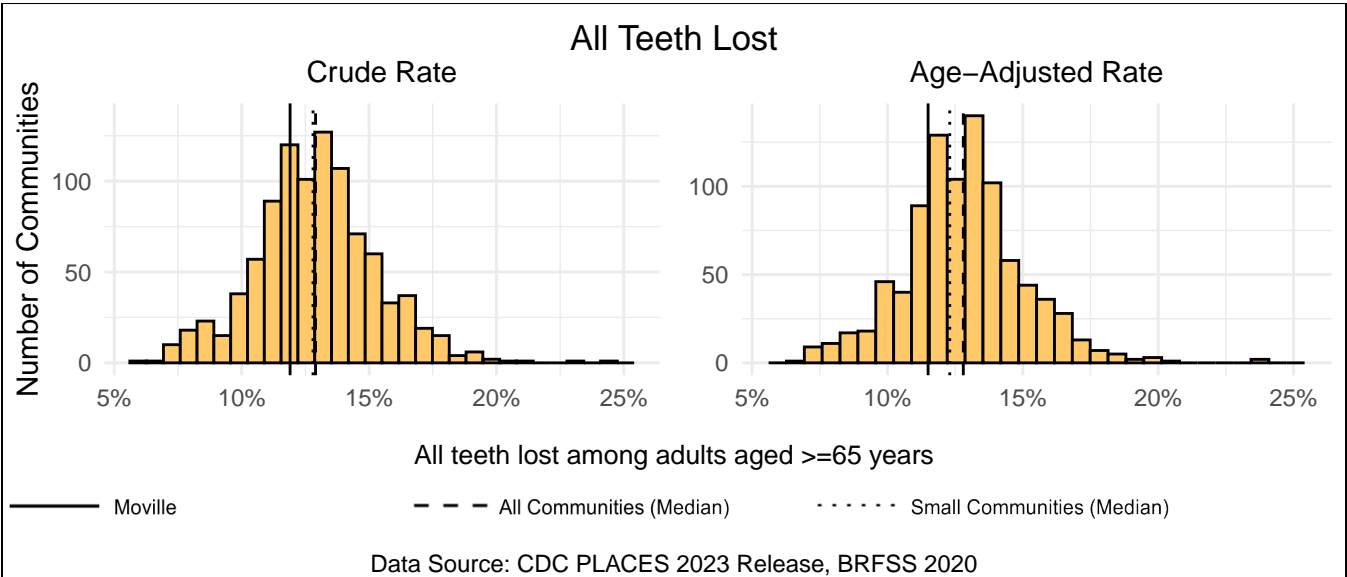
Measure Type	Moville	All Comm.	Small Comm.
Crude	3.0%	3.3%	3.4%
Age-Adjusted	2.5%	2.6%	2.5%



# All Teeth Lost

Moville has a crude rate of 11.9% for all teeth lost among adults aged  $\geq 65$  years, which ranks 300th out of 958 Iowa communities (46th out of 138 small communities). The age-adjusted rate for Moville is 11.5%, which ranks 227th out of 905 Iowa communities (42nd out of 138 small communities).

Measure Type	Moville	All Comm.	Small Comm.
Crude	11.9%	12.9%	12.8%
Age-Adjusted	11.5%	12.8%	12.3%



# Prevention

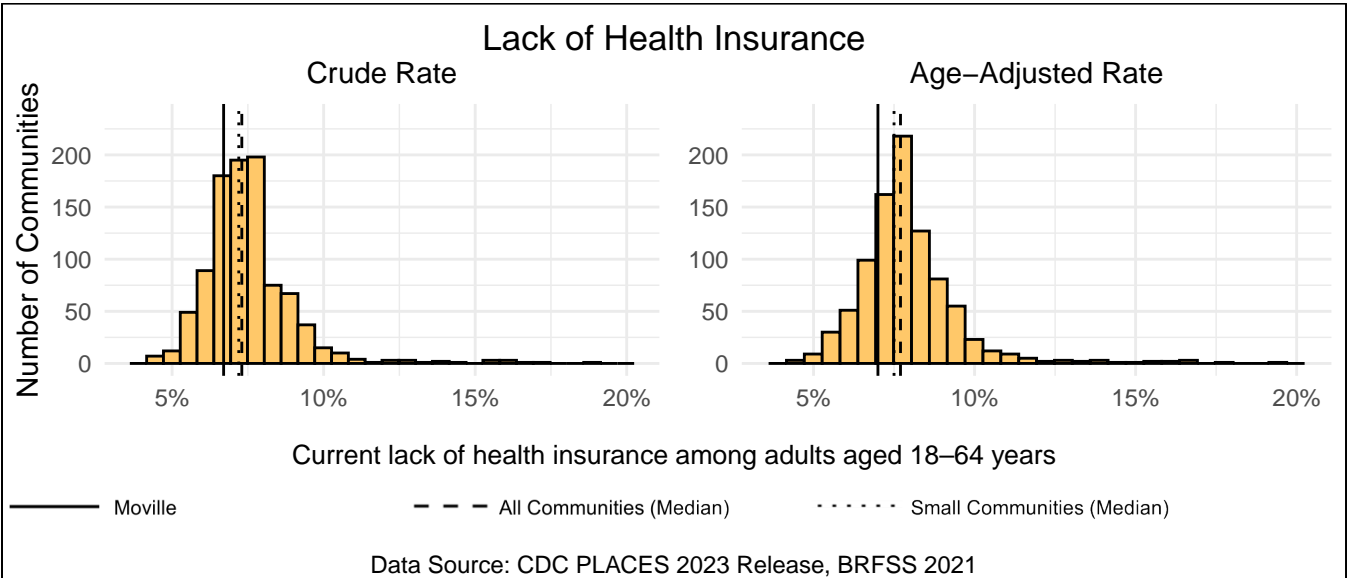
Preventive measures are another practical intervention point for public health professionals as they allow for the early detection of health conditions and improve overall treatment efficacy. This section includes a review of your community’s prevention measures, including preventive screenings and doctor visits. Besides the measure for lack of health insurance, all measures in this section are positive, where a higher rate is a strength for your community. The link below includes more information about each variable.

<https://www.cdc.gov/places/measure-definitions/prevention/index.html>

## Lack of Health Insurance

Moville has a crude rate of 6.7% for current lack of health insurance among adults aged 18–64 years, which ranks 217th out of 958 Iowa communities (35th out of 138 small communities). The age-adjusted rate for Moville is 7.0%, which ranks 193rd out of 905 Iowa communities (40th out of 138 small communities).

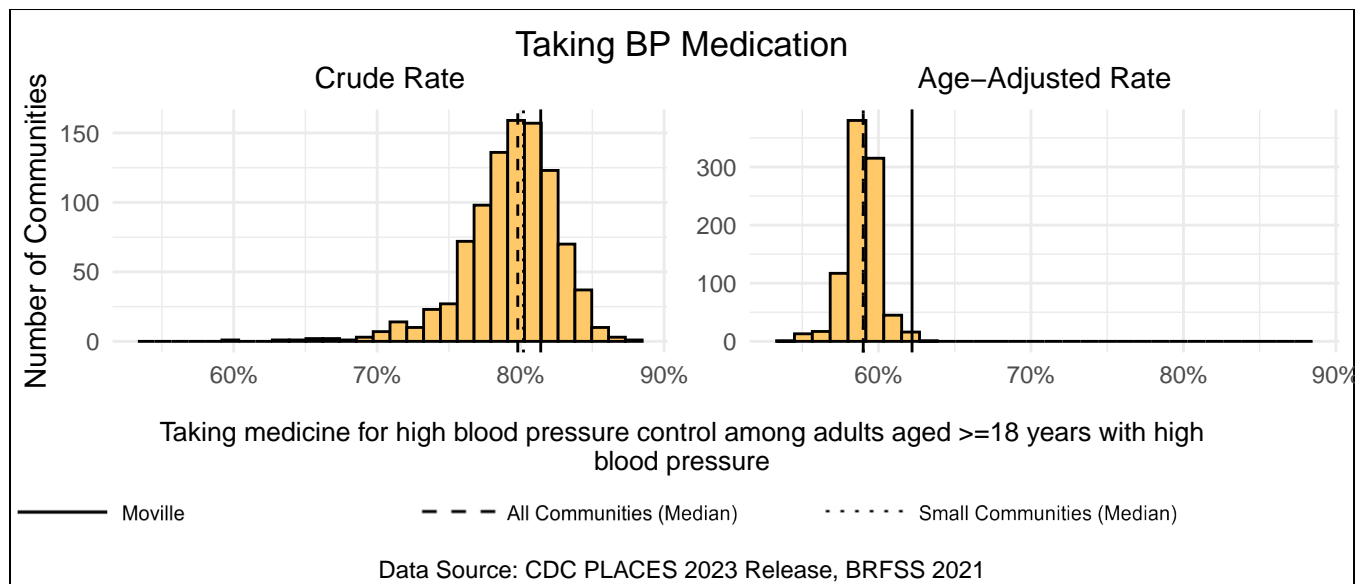
Measure Type	Moville	All Comm.	Small Comm.
Crude	6.7%	7.3%	7.2%
Age-Adjusted	7.0%	7.7%	7.5%



## Taking BP Medication

Moville has a crude rate of 81.4% for taking medicine for high blood pressure control among adults aged  $\geq 18$  years with high blood pressure, which ranks 245th out of 958 Iowa communities (53rd out of 138 small communities). The age-adjusted rate for Moville is 62.2%, which ranks 7th out of 905 Iowa communities (1st out of 138 small communities).

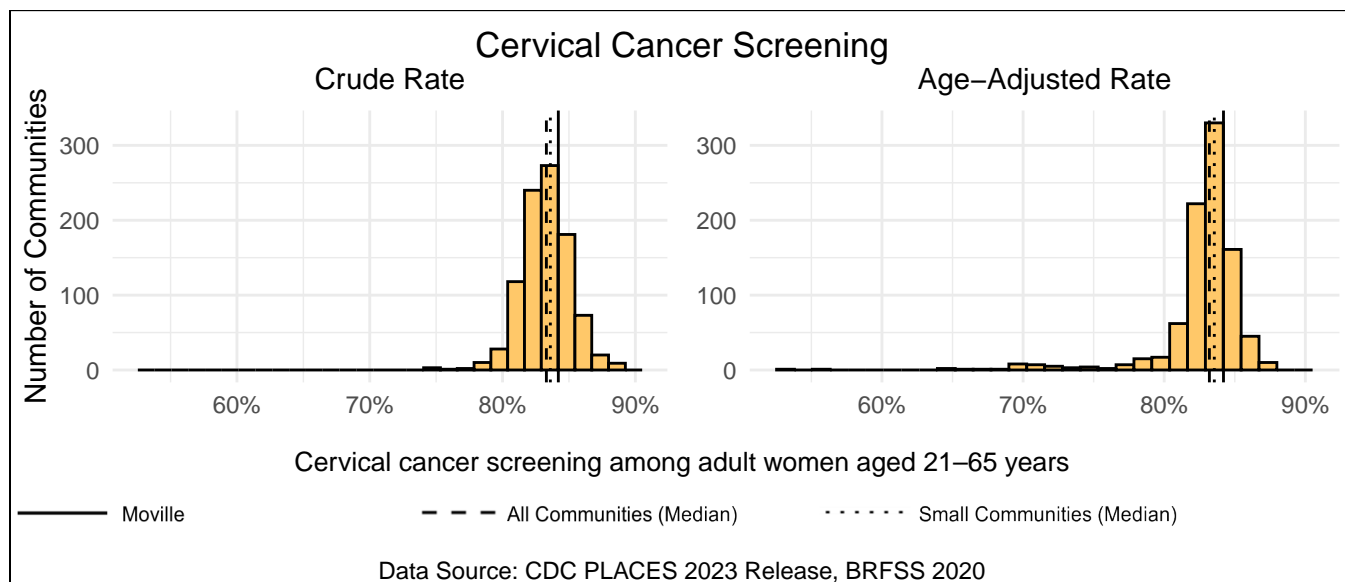
Measure Type	Moville	All Comm.	Small Comm.
Crude	81.4%	79.8%	80.2%
Age-Adjusted	62.2%	59.0%	59.0%



## Cervical Cancer Screening

Moville has a crude rate of 84.2% for cervical cancer screening among adult women aged 21–65 years, which ranks 264th out of 958 Iowa communities (45th out of 138 small communities). The age-adjusted rate for Moville is 84.2%, which ranks 195th out of 905 Iowa communities (42nd out of 138 small communities).

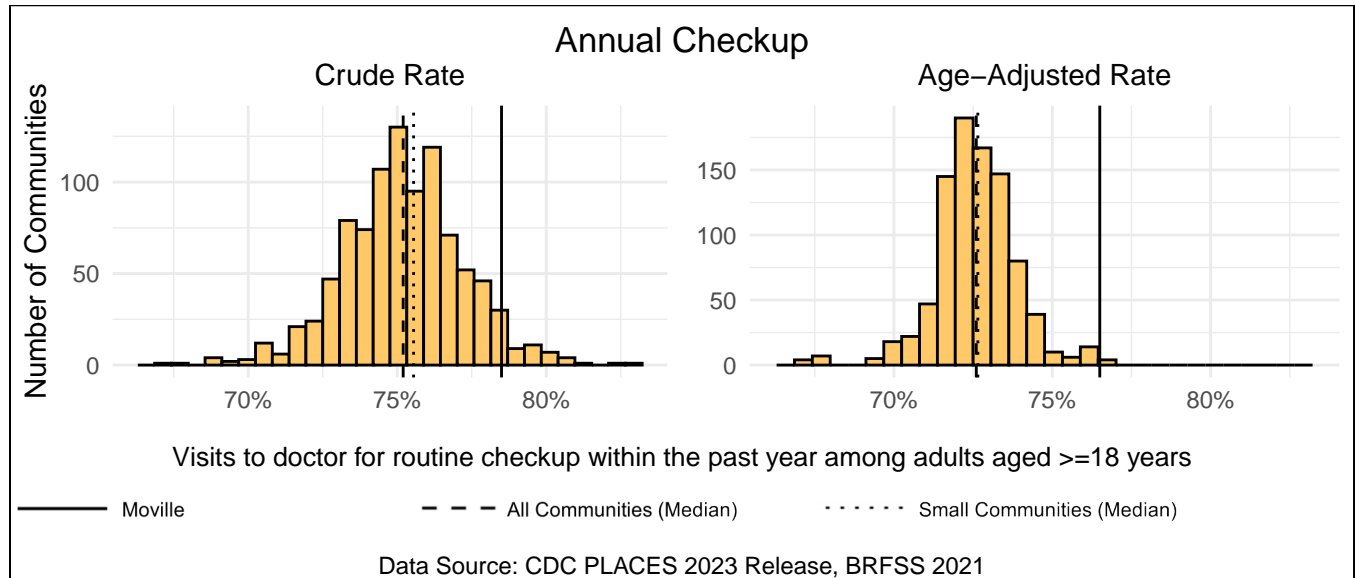
Measure Type	Moville	All Comm.	Small Comm.
Crude	84.2%	83.3%	83.6%
Age-Adjusted	84.2%	83.2%	83.5%



## Annual Checkup

Moville has a crude rate of 78.5% for visits to doctor for routine checkup within the past year among adults aged  $\geq 18$  years, which ranks 45th out of 958 Iowa communities (6th out of 138 small communities). The age-adjusted rate for Moville is 76.5%, which ranks 3rd out of 905 Iowa communities (1st out of 138 small communities).

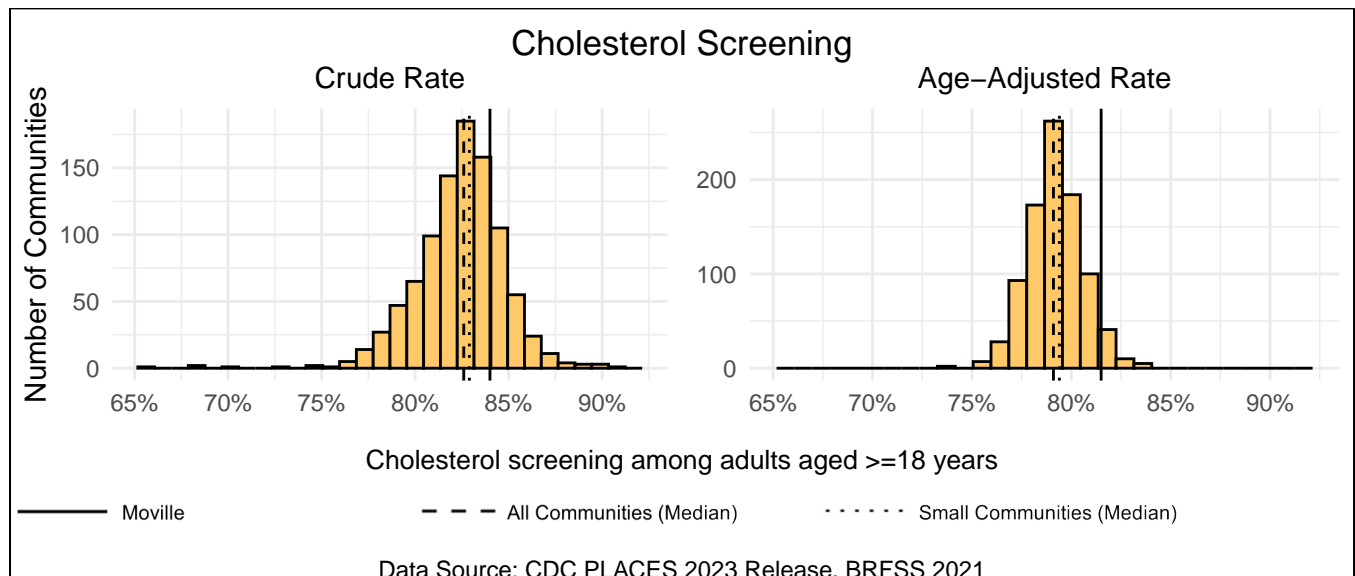
Measure Type	Moville	All Comm.	Small Comm.
Crude	78.5%	75.2%	75.5%
Age-Adjusted	76.5%	72.6%	72.6%



## Cholesterol Screening

Moville has a crude rate of 84.0% for cholesterol screening among adults aged  $\geq 18$  years, which ranks 207th out of 958 Iowa communities (34th out of 138 small communities). The age-adjusted rate for Moville is 81.5%, which ranks 46th out of 905 Iowa communities (12th out of 138 small communities).

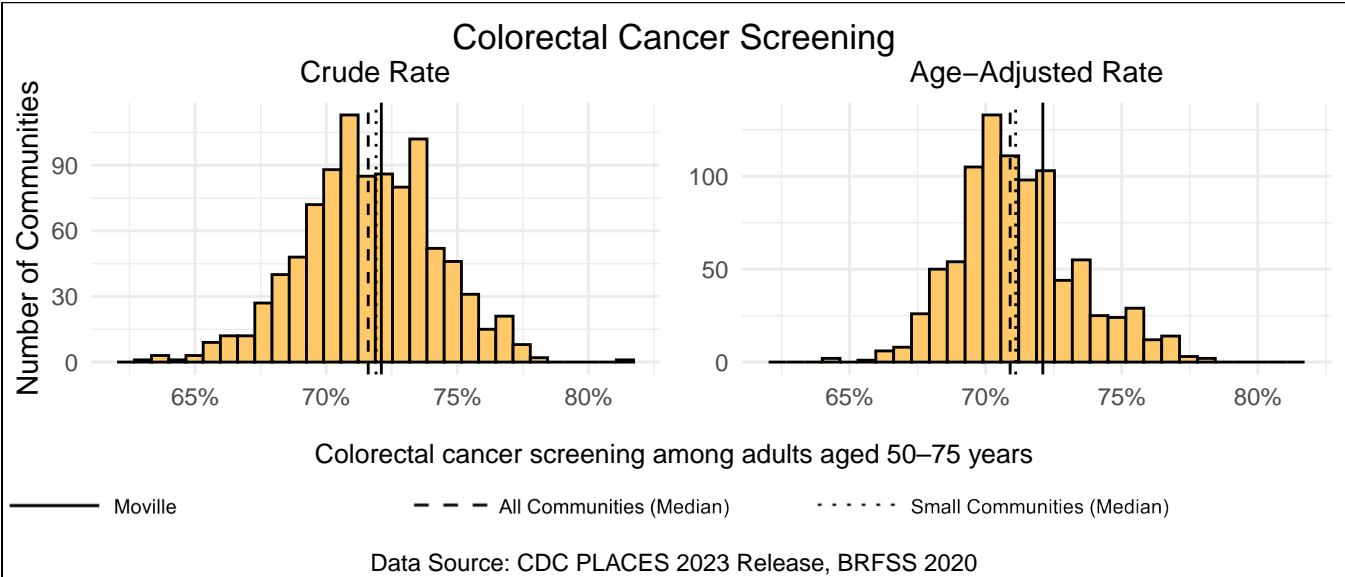
Measure Type	Moville	All Comm.	Small Comm.
Crude	84.0%	82.6%	82.9%
Age-Adjusted	81.5%	79.1%	79.4%



## Colorectal Cancer Screening

Moville has a crude rate of 72.1% for colorectal cancer screening among adults aged 50–75 years, which ranks 397th out of 958 Iowa communities (63rd out of 138 small communities). The age-adjusted rate for Moville is 72.1%, which ranks 273rd out of 905 Iowa communities (48th out of 138 small communities).

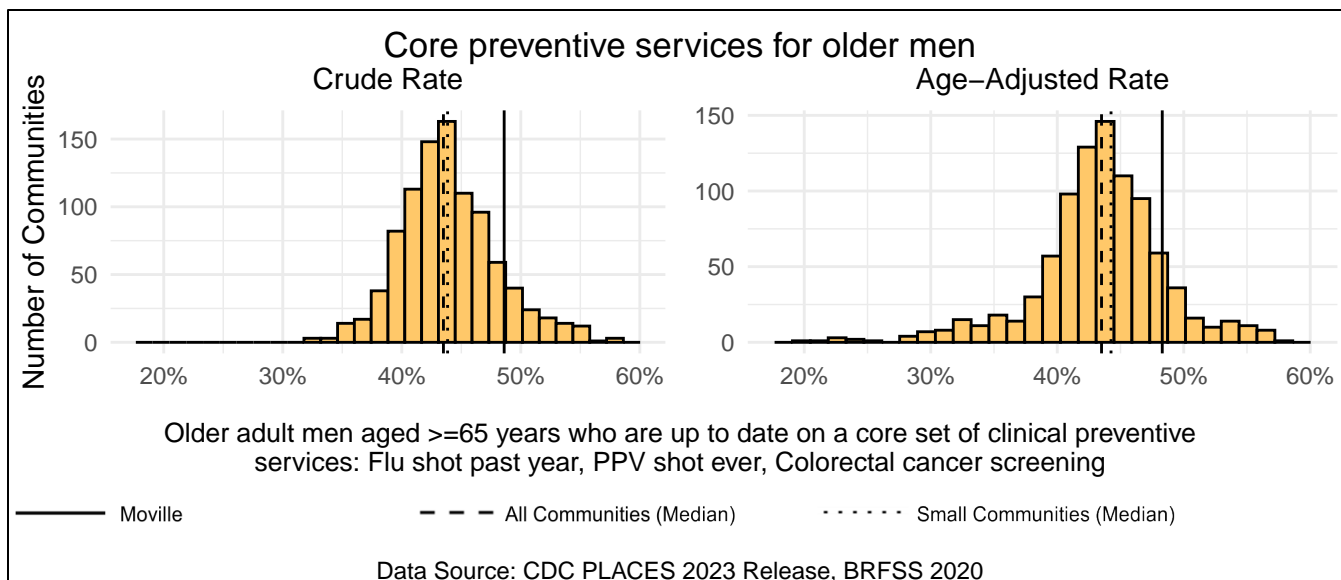
Measure Type	Moville	All Comm.	Small Comm.
Crude	72.1%	71.6%	71.9%
Age-Adjusted	72.1%	70.9%	71.1%



## Core preventive services for older men

Moville has a crude rate of 48.6% for older adult men aged  $\geq 65$  years who are up to date on a core set of clinical preventive services: flu shot past year, ppv shot ever, colorectal cancer screening, which ranks 117th out of 958 Iowa communities (14th out of 138 small communities). The age-adjusted rate for Moville is 48.3%, which ranks 109th out of 905 Iowa communities (14th out of 138 small communities).

Measure Type	Moville	All Comm.	Small Comm.
Crude	48.6%	43.5%	43.8%
Age-Adjusted	48.3%	43.5%	44.2%

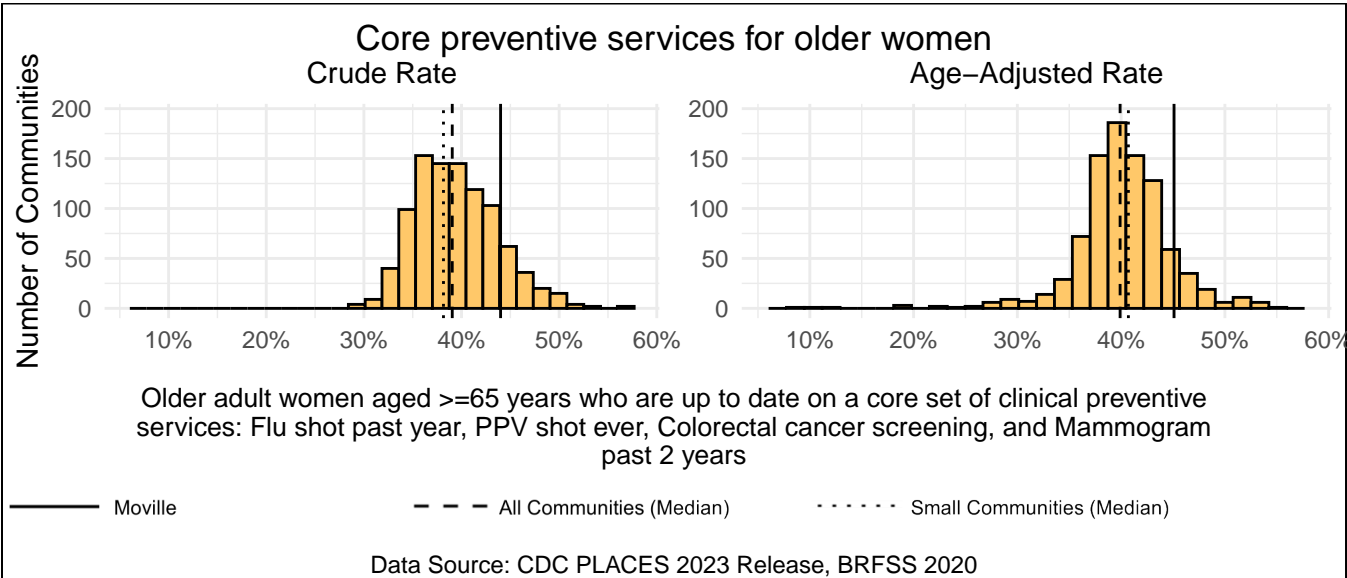




## Core preventive services for older women

Moville has a crude rate of 44.0% for older adult women aged  $\geq 65$  years who are up to date on a core set of clinical preventive services: flu shot past year, ppv shot ever, colorectal cancer screening, and mammogram past 2 years, which ranks 136th out of 958 Iowa communities (17th out of 138 small communities). The age-adjusted rate for Moville is 45.1%, which ranks 98th out of 905 Iowa communities (22nd out of 138 small communities).

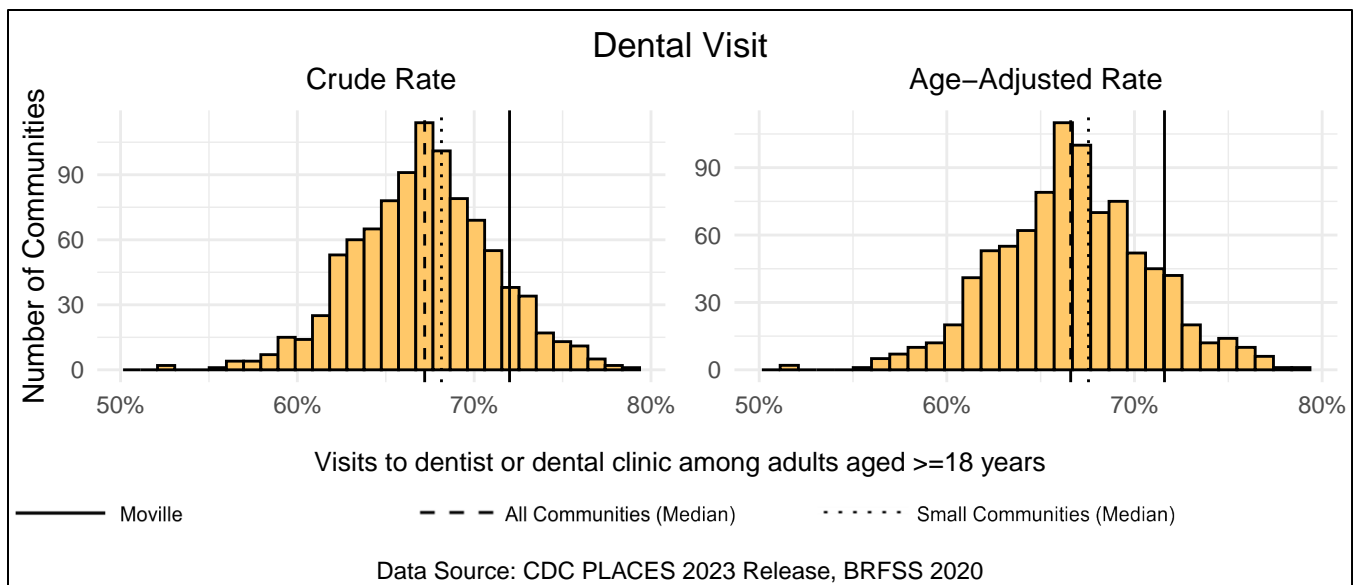
Measure Type	Moville	All Comm.	Small Comm.
Crude	44.0%	39.0%	38.2%
Age-Adjusted	45.1%	39.9%	40.7%



## Dental Visit

Moville has a crude rate of 72.0% for visits to dentist or dental clinic among adults aged  $\geq 18$  years, which ranks 102nd out of 958 Iowa communities (20th out of 138 small communities). The age-adjusted rate for Moville is 71.6%, which ranks 102nd out of 905 Iowa communities (21st out of 138 small communities).

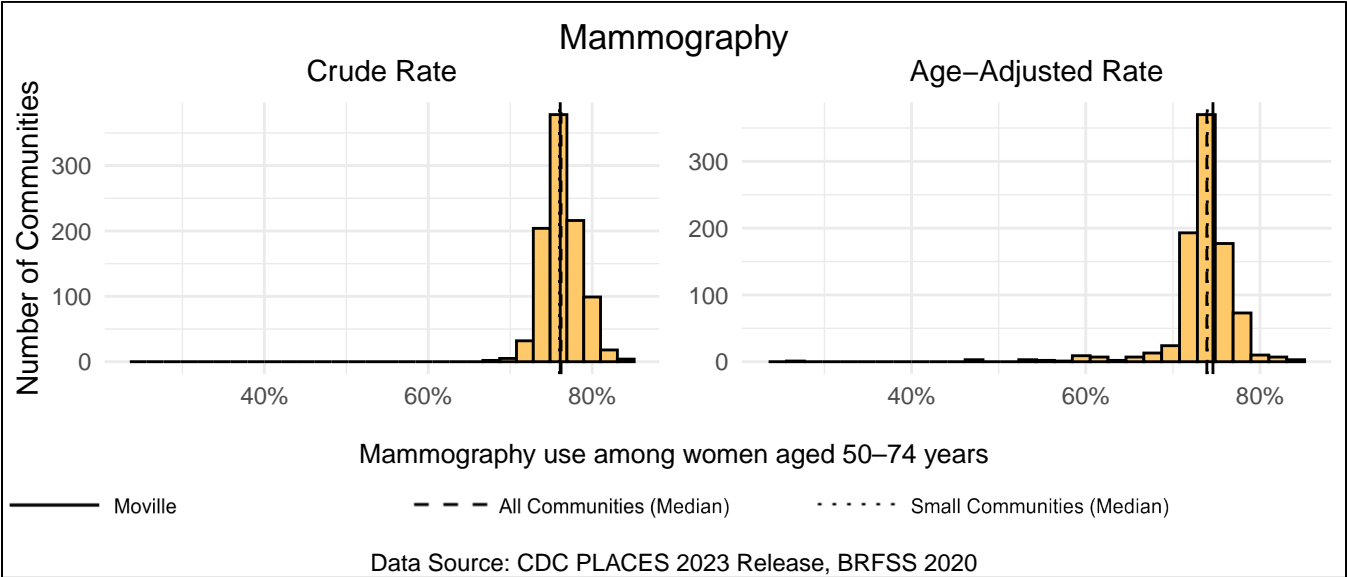
Measure Type	Moville	All Comm.	Small Comm.
Crude	72.0%	67.2%	68.2%
Age-Adjusted	71.6%	66.6%	67.5%



# Mammography

Moville has a crude rate of 76.1% for mammography use among women aged 50–74 years, which ranks 490th out of 958 Iowa communities (64th out of 138 small communities). The age-adjusted rate for Moville is 74.6%, which ranks 306th out of 905 Iowa communities (51st out of 138 small communities).

Measure Type	Moville	All Comm.	Small Comm.
Crude	76.1%	76.2%	76.0%
Age-Adjusted	74.6%	73.9%	74.0%



# Disability

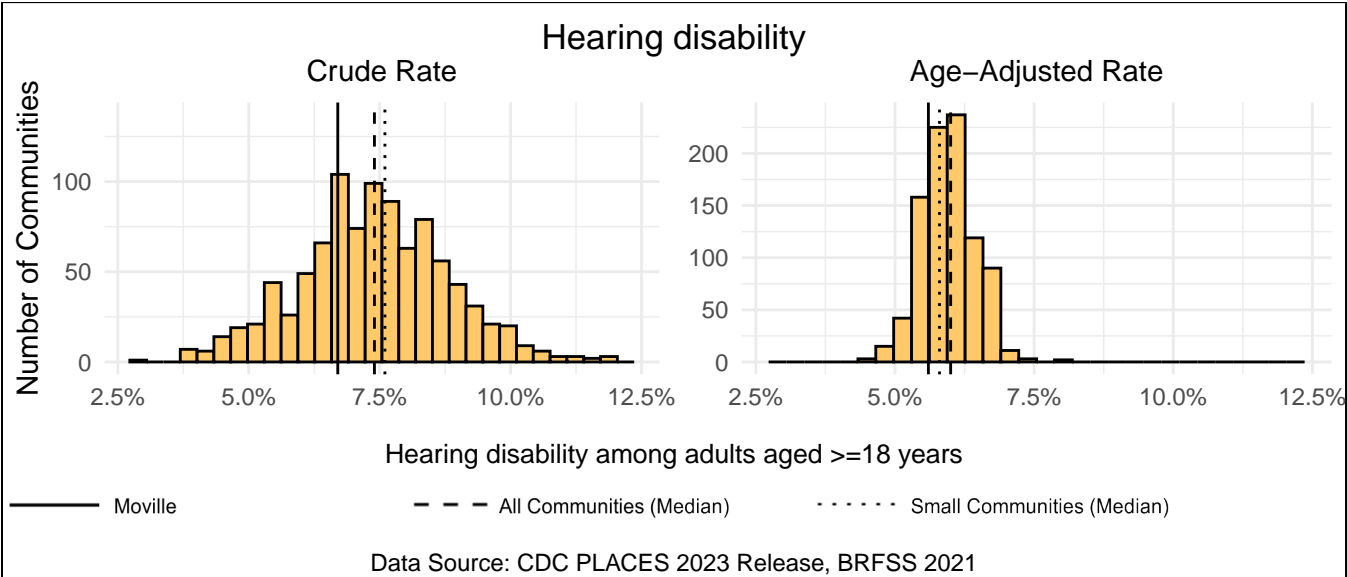
This section includes measures of physical and cognitive disabilities. Respondents were asked to report on six disabilities: hearing, vision, cognition, mobility, self-care, and independent living. The final measure reports the rate of respondents that answered yes to any of the previous six disabilities. The link below includes more information about each variable.

<https://www.cdc.gov/places/measure-definitions/unhealthy-behaviors/index.html>

## Hearing disability

Moville has a crude rate of 6.7% for hearing disability among adults aged  $\geq 18$  years, which ranks 282nd out of 958 Iowa communities (40th out of 138 small communities). The age-adjusted rate for Moville is 5.6%, which ranks 163rd out of 905 Iowa communities (29th out of 138 small communities).

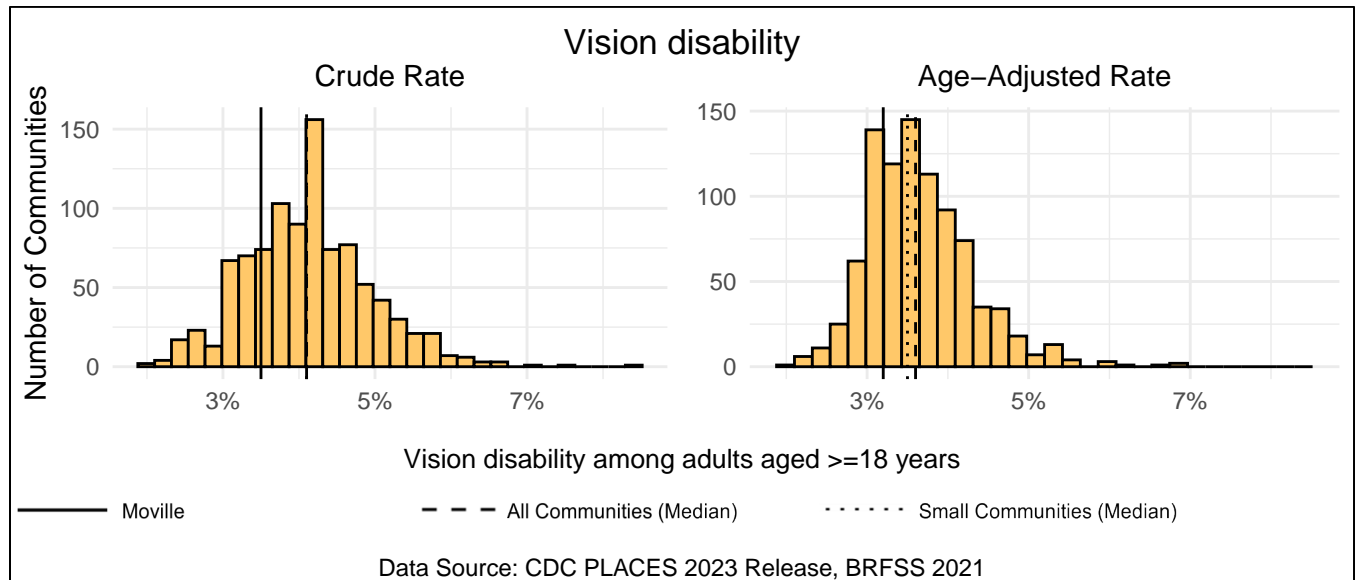
Measure Type	Moville	All Comm.	Small Comm.
Crude	6.7%	7.4%	7.6%
Age-Adjusted	5.6%	6.0%	5.8%



## Vision disability

Moville has a crude rate of 3.5% for vision disability among adults aged  $\geq 18$  years, which ranks 197th out of 958 Iowa communities (32nd out of 138 small communities). The age-adjusted rate for Moville is 3.2%, which ranks 176th out of 905 Iowa communities (35th out of 138 small communities).

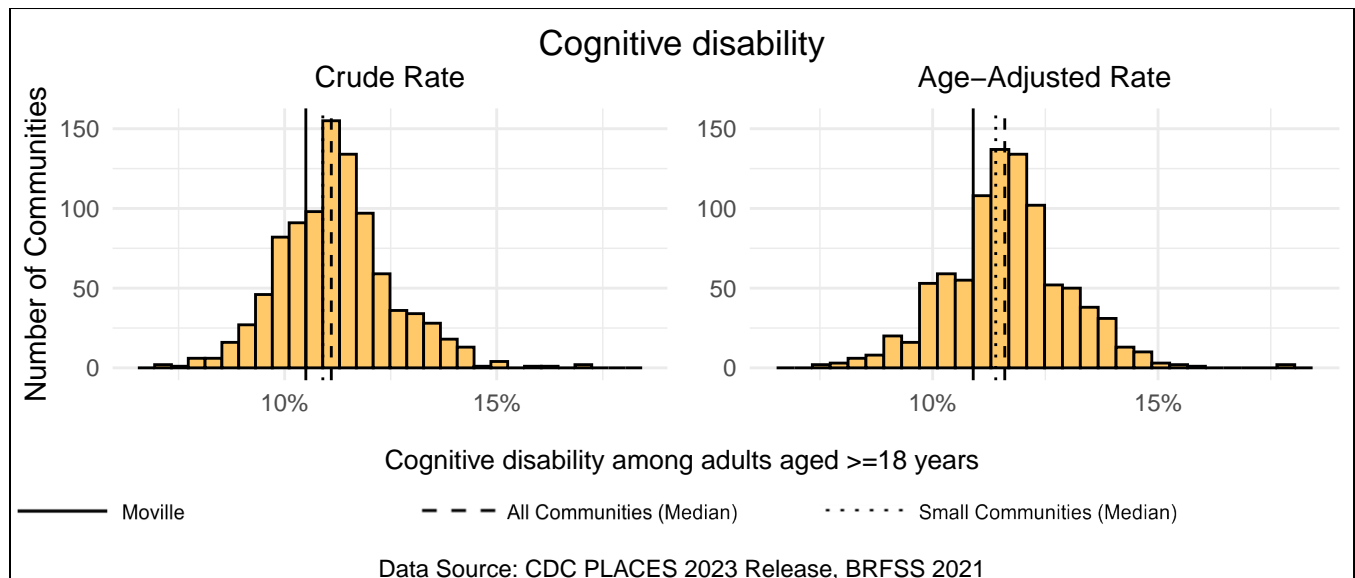
Measure Type	Moville	All Comm.	Small Comm.
Crude	3.5%	4.1%	4.1%
Age-Adjusted	3.2%	3.6%	3.5%



## Cognitive disability

Moville has a crude rate of 10.5% for cognitive disability among adults aged  $\geq 18$  years, which ranks 253rd out of 958 Iowa communities (46th out of 138 small communities). The age-adjusted rate for Moville is 10.9%, which ranks 223rd out of 905 Iowa communities (41st out of 138 small communities).

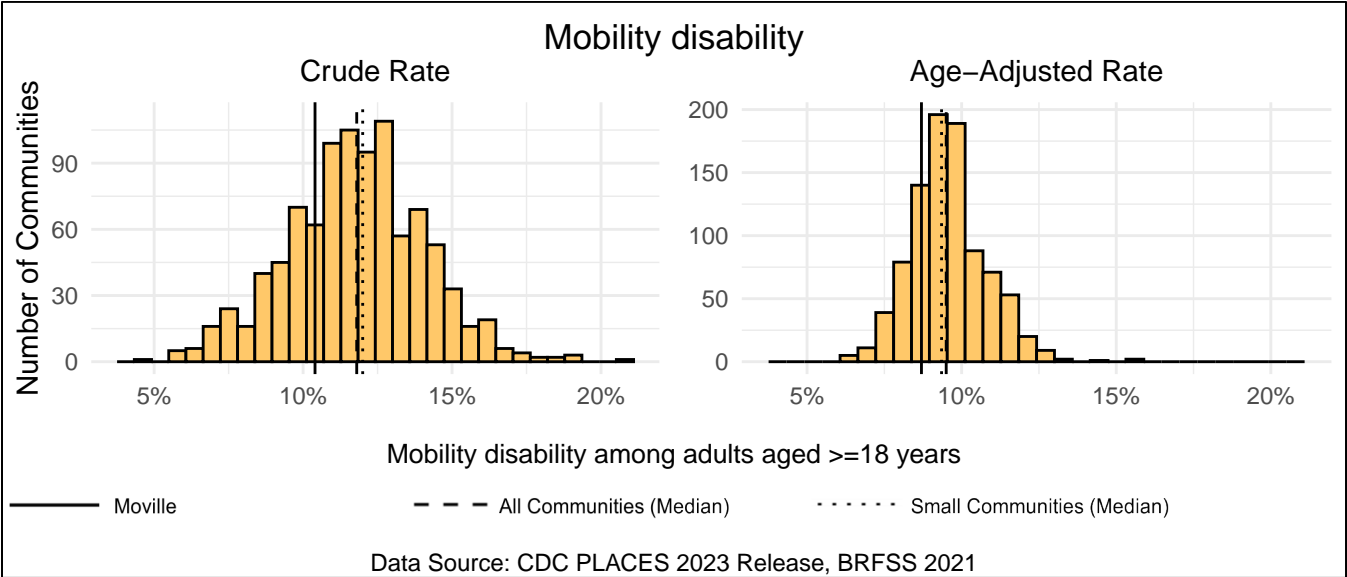
Measure Type	Moville	All Comm.	Small Comm.
Crude	10.5%	11.1%	10.9%
Age-Adjusted	10.9%	11.6%	11.4%



## Mobility disability

Moville has a crude rate of 10.4% for mobility disability among adults aged  $\geq 18$  years, which ranks 245th out of 958 Iowa communities (41st out of 138 small communities). The age-adjusted rate for Moville is 8.7%, which ranks 198th out of 905 Iowa communities (36th out of 138 small communities).

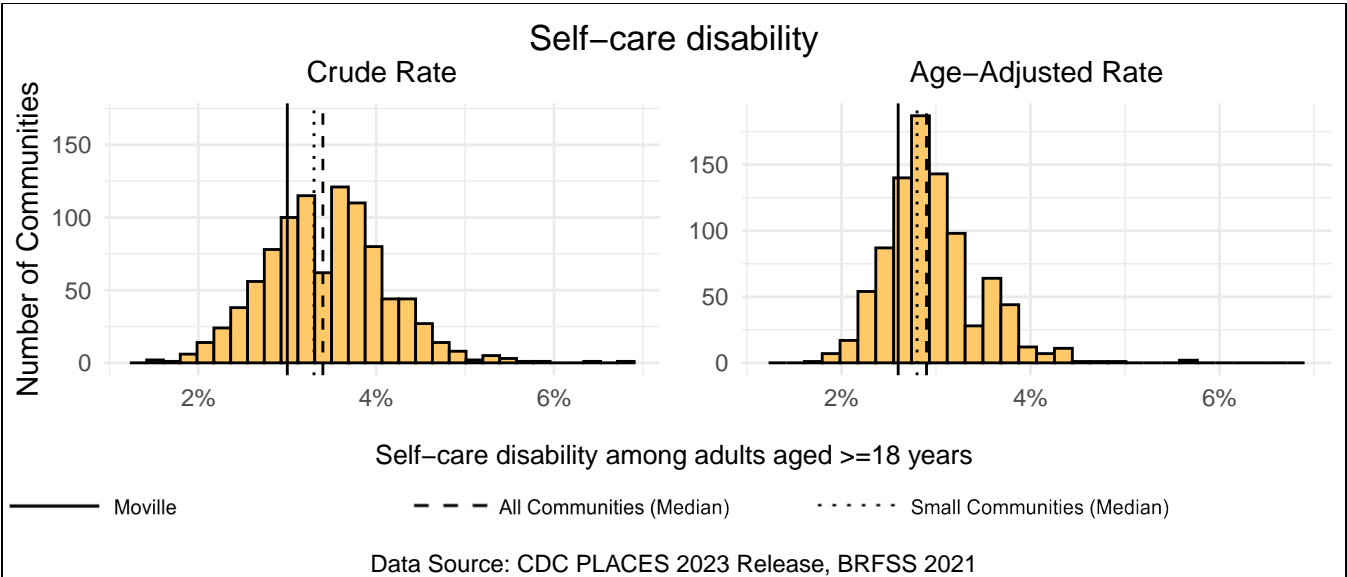
Measure Type	Moville	All Comm.	Small Comm.
Crude	10.4%	11.8%	12.0%
Age-Adjusted	8.7%	9.5%	9.4%



## Self-care disability

Moville has a crude rate of 3.0% for self-care disability among adults aged  $\geq 18$  years, which ranks 220th out of 958 Iowa communities (36th out of 138 small communities). The age-adjusted rate for Moville is 2.6%, which ranks 167th out of 905 Iowa communities (32nd out of 138 small communities).

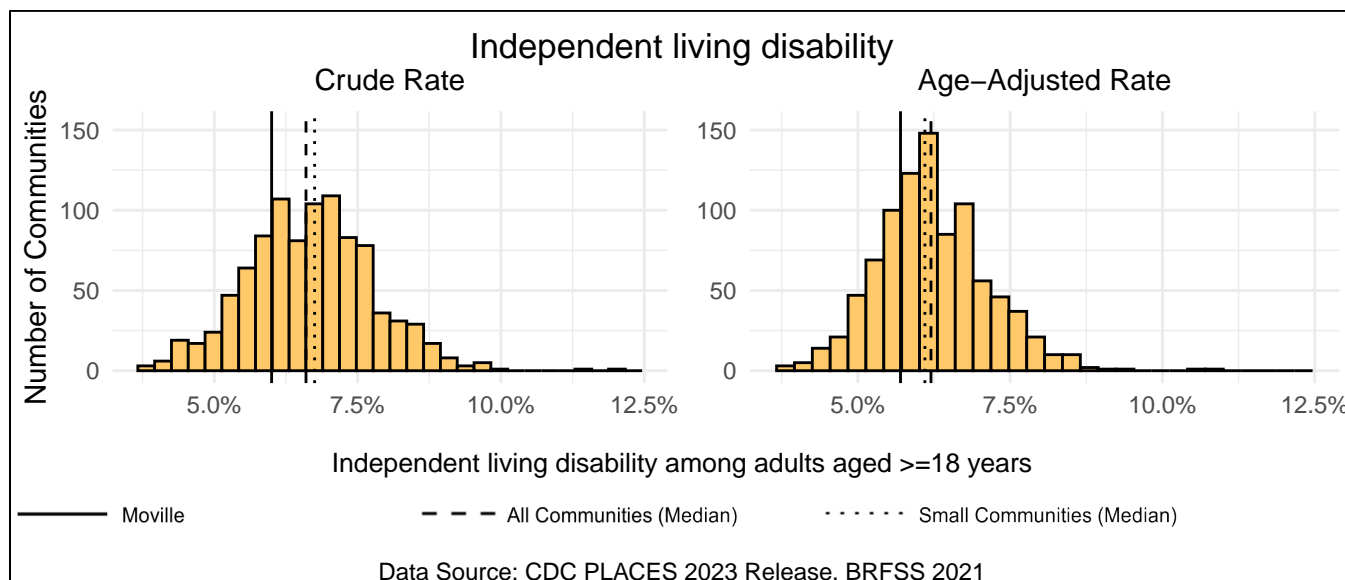
Measure Type	Moville	All Comm.	Small Comm.
Crude	3.0%	3.4%	3.3%
Age-Adjusted	2.6%	2.9%	2.8%



## Independent living disability

Moville has a crude rate of 6.0% for independent living disability among adults aged  $\geq 18$  years, which ranks 227th out of 958 Iowa communities (34th out of 138 small communities). The age-adjusted rate for Moville is 5.7%, which ranks 216th out of 905 Iowa communities (40th out of 138 small communities).

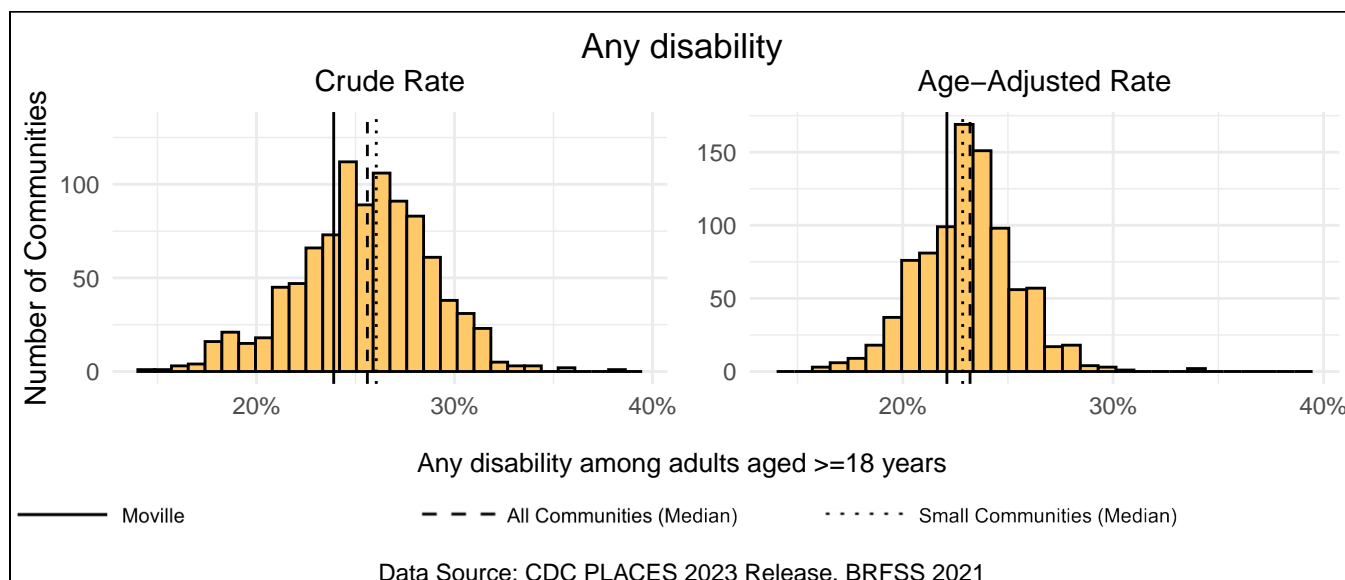
Measure Type	Moville	All Comm.	Small Comm.
Crude	6.0%	6.6%	6.8%
Age-Adjusted	5.7%	6.2%	6.1%



## Any disability

Moville has a crude rate of 23.9% for any disability among adults aged  $\geq 18$  years, which ranks 280th out of 958 Iowa communities (39th out of 138 small communities). The age-adjusted rate for Moville is 22.1%, which ranks 265th out of 905 Iowa communities (46th out of 138 small communities).

Measure Type	Moville	All Comm.	Small Comm.
Crude	23.9%	25.6%	26.0%
Age-Adjusted	22.1%	23.2%	22.8%



---

## Appendix 1: CDC PLACES Data

This report uses a novel dataset from the Centers for Disease Control and Prevention (CDC) called PLACES: Local Data for Better Health. The PLACES dataset uses small area estimation methods to provide estimates of health measures for counties, places, census tracts, and zip code tabulation areas. The estimates are created with a multilevel statistical modeling framework that utilizes CDC's Behavioral Risk Factor Surveillance System (BRFSS), Census population counts, and American Community Survey demographic and socioeconomic data.

Relevant links for CDC PLACES can be found below:

- [PLACES Homepage](#)
- [Measure Definitions](#)
- [Methodology](#)





## Appendix 2: Merville PLACES Data

Category	Health Domain	Crude Rate Rank	Crude Rate (95% CI)	Age-Adj. Rate Rank	Age-Adj. Rate (95% CI)
Health Status	Mental Health	328	13.9% (11.9% - 16.0%)	210	14.9% (12.8% - 17.1%)
Health Status	Physical Health	293	10.2% (8.7% - 11.9%)	300	9.4% (8.0% - 11.0%)
Health Status	General Health	329	13.4% (11.2% - 16.0%)	327	12.3% (10.3% - 14.7%)
Health Risk Behaviors	Physical Inactivity	355	25.1% (21.4% - 29.2%)	353	23.7% (20.0% - 27.5%)
Health Risk Behaviors	Sleep <7 hours	675	31.2% (29.4% - 32.7%)	613	31.8% (29.9% - 33.4%)
Health Risk Behaviors	Binge Drinking	720	20.9% (18.4% - 23.4%)	736	23.0% (20.3% - 25.6%)
Health Risk Behaviors	Current Smoking	380	16.4% (13.1% - 20.1%)	311	16.9% (13.2% - 20.6%)
Health Outcomes	High Blood Pressure	344	30.9% (28.1% - 33.7%)	368	27.0% (24.5% - 29.5%)
Health Outcomes	Arthritis	282	25.9% (23.3% - 28.6%)	210	22.3% (20.0% - 24.7%)
Health Outcomes	Coronary Heart Disease	300	5.9% (5.1% - 6.7%)	187	4.7% (4.1% - 5.4%)
Health Outcomes	All Teeth Lost	300	11.9% (7.5% - 17.0%)	227	11.5% (7.4% - 16.4%)
Health Outcomes	Diabetes	327	9.5% (8.2% - 11.0%)	401	8.1% (7.0% - 9.3%)
Health Outcomes	Obesity	248	36.2% (32.4% - 40.1%)	232	36.1% (32.3% - 39.8%)
Health Outcomes	Cancer (except skin)	388	7.8% (7.0% - 8.5%)	74	6.4% (5.7% - 7.1%)
Health Outcomes	High Cholesterol	695	37.8% (34.7% - 40.7%)	879	32.1% (29.2% - 35.0%)
Health Outcomes	Chronic Kidney Disease	310	3.0% (2.7% - 3.4%)	142	2.5% (2.3% - 2.8%)
Health Outcomes	Depression	797	19.2% (16.7% - 21.7%)	758	20.1% (17.4% - 22.8%)
Health Outcomes	Stroke	280	3.0% (2.6% - 3.4%)	230	2.5% (2.1% - 2.8%)
Health Outcomes	Current Asthma	868	9.9% (8.7% - 11.1%)	805	10.0% (8.8% - 11.3%)
Health Outcomes	COPD	306	6.9% (5.7% - 8.4%)	346	6.1% (5.0% - 7.2%)
Prevention	Colorectal Cancer Screening	397	72.1% (68.7% - 75.3%)	273	72.1% (68.9% - 75.3%)
Prevention	Core preventive services for older women	136	44.0% (36.9% - 52.0%)	98	45.1% (37.7% - 53.0%)
Prevention	Dental Visit	102	72.0% (68.7% - 75.4%)	102	71.6% (68.1% - 75.2%)
Prevention	Mammography	490	76.1% (72.1% - 79.9%)	306	74.6% (70.3% - 78.4%)
Prevention	Cholesterol Screening	207	84.0% (81.8% - 86.4%)	46	81.5% (78.8% - 84.2%)

Category	Health Domain	Crude Rate Rank	Crude Rate (95% CI)	Age-Adj. Rate Rank	Age-Adj. Rate (95% CI)
Prevention	Core preventive services for older men	117	48.6% (41.0% - 56.0%)	109	48.3% (40.9% - 55.6%)
Prevention	Annual Checkup	45	78.5% (75.6% - 81.0%)	3	76.5% (73.7% - 79.3%)
Prevention	Cervical Cancer Screening	264	84.2% (81.5% - 86.7%)	195	84.2% (81.5% - 86.7%)
Prevention	Taking BP Medication	245	81.4% (78.7% - 83.8%)	7	62.2% (58.0% - 66.0%)
Prevention	Health Insurance	217	6.7% (5.0% - 8.8%)	193	7.0% (5.2% - 9.2%)
Disability	Cognitive Disability	253	10.5% (8.9% - 12.4%)	223	10.9% (9.0% - 13.0%)
Disability	Independent Living Disability	227	6.0% (5.0% - 7.2%)	216	5.7% (4.7% - 6.8%)
Disability	Hearing Disability	282	6.7% (5.8% - 7.6%)	163	5.6% (4.9% - 6.3%)
Disability	Self-care Disability	220	3.0% (2.5% - 3.6%)	167	2.6% (2.2% - 3.1%)
Disability	Mobility Disability	245	10.4% (8.7% - 12.4%)	198	8.7% (7.3% - 10.2%)
Disability	Any Disability	280	23.9% (20.8% - 27.1%)	265	22.1% (19.0% - 25.2%)
Disability	Vision Disability	197	3.5% (3.0% - 4.2%)	176	3.2% (2.7% - 3.7%)

The 95% confidence interval shown in parentheses represents the range of 95% of CDC area estimates under different model assumptions using Monte Carlo simulations.

## Appendix 3: Small Communities (1,000-2,499)

Moville falls into the group of small communities, which have a population of 1,000-2,499. In this data, 138 communities have a population in this range. The table below lists all communities in that group, sorted by the population estimate in the CDC PLACES dataset.

Community	Population	Community	Population	Community	Population
New London	2,471	Monroe	1,889	Pocahontas	1,614
West Union	2,468	Ogden	1,878	Guthrie Center	1,605
Belle Plaine	2,421	Lisbon	1,874	Brooklyn	1,600
Rockwell City	2,389	Blue Grass	1,873	Corning	1,592
La Porte City	2,347	Wapello	1,861	Akron	1,580
Hull	2,340	Walcott	1,854	Monona	1,571
Cascade	2,312	Peosta	1,852	Urbana	1,565
Atkins	2,296	Pleasantville	1,840	Holstein	1,560
Lamoni	2,284	Mount Ayr	1,838	Slater	1,546
Mediapolis	2,214	Sigourney	1,835	Dysart	1,542
Alta	2,207	Farley	1,833	Shell Rock	1,542
Colfax	2,186	Sac City	1,825	Hartley	1,536
Sumner	2,145	Reinbeck	1,784	Sanborn	1,536
Northwood	2,142	Greenfield	1,778	Fairbank	1,490
Bellevue	2,132	Dallas Center	1,770	Panora	1,490
Remsen	2,095	Prairie City	1,762	Lenox	1,488
Audubon	2,089	Lake City	1,745	Wellman	1,474
Toledo	2,047	Parkersburg	1,738	Roland	1,472
Ely	2,045	Stuart	1,726	Nashua	1,472
Columbus Junction	2,029	Manson	1,718	Van Meter	1,468
Epworth	1,982	Leon	1,707	Nora Springs	1,464
Ida Grove	1,969	Ackley	1,699	Manning	1,444
Lake Mills	1,965	Corydon	1,688	Traer	1,441
Granger	1,950	Oakland	1,678	Logan	1,437
Denver	1,921	Guttenberg	1,667	Walford	1,434
Britt	1,921	State Center	1,654	Strawberry Point	1,427
Durant	1,902	Moville	1,640	Dunlap	1,418

Community	Population	Community	Population	Community	Population
Bedford	1,416	Fayette	1,179	Graettinger	1,010
Manly	1,415	Central City	1,166	Preston	1,005
Kingsley	1,382	Palo	1,162	Rockwell	1,004
Avoca	1,375	Springville	1,160		
Earlham	1,367	George	1,149		
University Heights	1,353	Wayland	1,148		
Montezuma	1,335	St. Ansgar	1,140		
Elkader	1,326	Clarence	1,136		
Coon Rapids	1,324	Fredericksburg	1,133		
Clarksville	1,311	Fruitland	1,127		
Woodbine	1,286	Swisher	1,126		
Jewell Junction	1,284	Neola	1,125		
Alton	1,283	Afton	1,105		
Melcher-Dallas	1,278	Riverside	1,090		
Greene	1,267	Hamburg	1,087		
Malvern	1,264	Newhall	1,076		
Lone Tree	1,261	Treynor	1,071		
Dike	1,240	Villisca	1,071		
Conrad	1,234	Janesville	1,063		
Lake Park	1,223	Winfield	1,063		
Laurens	1,223	Griswold	1,056		
Sheffield	1,209	Lansing	1,053		
Tripoli	1,207	Sloan	1,051		
Marcus	1,200	Baxter	1,036		
Eddyville	1,187	Winthrop	1,035		
Gilbert	1,185	Sully	1,022		
New Sharon	1,183	Lawton	1,021		