



## Iowa Community Health Snapshot Series

*275 community reports prepared for the Iowa State University  
Extension and Outreach Community and Economic  
Development Unit*



*May 2024*

*By Matthew Voss & Shawn Dorius*

---

*This project was supported by funding from Iowa State University's Extension and Outreach Community and Economic Development Unit via an award from Iowa State University's Presidential Strategic Initiative Plan 2022-2031.*

# Iowa Community Health Snapshot Series

## Table of contents

<b>Health in Marshalltown: Overview</b>	<b>3</b>
Strengths . . . . .	3
Opportunities . . . . .	4
How to Use this Report . . . . .	5
Using Ames, IA as an Example . . . . .	6
<b>Health Status</b>	<b>7</b>
Poor General Health . . . . .	7
Poor Physical Health . . . . .	8
Poor Mental Health . . . . .	8
<b>Health Risk Behaviors</b>	<b>9</b>
Binge Drinking . . . . .	9
Current Smoking . . . . .	10
Physical Inactivity . . . . .	10
Sleep <7 hours . . . . .	11
<b>Health Outcomes</b>	<b>12</b>
Arthritis . . . . .	12
High Blood Pressure . . . . .	13
Cancer (except skin) . . . . .	13
Current Asthma . . . . .	14
Coronary Heart Disease . . . . .	14
COPD . . . . .	15
Depression . . . . .	15
Diabetes . . . . .	16
High Cholesterol . . . . .	16
Chronic Kidney Disease . . . . .	17
Obesity . . . . .	17
Stroke . . . . .	18
All Teeth Lost . . . . .	18
<b>Prevention</b>	<b>19</b>
Lack of Health Insurance . . . . .	19
Taking BP Medication . . . . .	20
Cervical Cancer Screening . . . . .	20
Annual Checkup . . . . .	21
Cholesterol Screening . . . . .	21

---

Colorectal Cancer Screening . . . . .	22
Core preventive services for older men . . . . .	22
Core preventive services for older women . . . . .	24
Dental Visit . . . . .	24
Mammography . . . . .	26
<b>Disability</b>	<b>27</b>
Hearing disability . . . . .	27
Vision disability . . . . .	28
Cognitive disability . . . . .	28
Mobility disability . . . . .	29
Self-care disability . . . . .	29
Independent living disability . . . . .	30
Any disability . . . . .	30
<b>Appendix 1: CDC PLACES Data</b>	<b>31</b>
<b>Appendix 2: Marshalltown PLACES Data</b>	<b>32</b>
<b>Appendix 3: Mid-Large Communities (10,000-49,999)</b>	<b>34</b>

# Health in Marshalltown: Overview

Dear Community Members & Stakeholders of Marshalltown,

We are pleased to share the Iowa Community Health Snapshot series, a set of reports designed in partnership with Iowa State University's Community Economic Development to assess the overall landscape of health and well-being across Iowa. The following pages include the health snapshot for your community. The snapshot can be used to see how Marshalltown ranks across various health measures compared to the rest of the state and similarly-sized communities. This comparison allows us to identify Marshalltown's strengths and opportunities for growth by leveraging the Centers for Disease Control and Prevention PLACES dataset.

The report includes 37 health measures organized topically by general health status, risky behavior, health outcomes, prevention, and disability. We provide a general overview of each health topic, followed by a description of each health measure. Health measure descriptions include crude and age-adjusted rates and a ranking that tells you how your community ranks compared to all Iowa communities and communities of similar size to Marshalltown. Crude rates tell you the raw, un-adjusted percent of the population experiencing the health measure. Age-adjusted rates account for the age distribution present in your community and presents what the rate would be if your community had a standard age distribution. Crude rates can provide a general comparison between communities and age-adjusted rates can give a fairer comparison between communities with different age structures.

## Strengths

Take a look at the top strengths of your community! Below are unadjusted and age-adjusted health measures that represent your community's strengths. We recommend using continued investment in these areas to maintain them as strengths, as well as building on them to improve in other health domains.

Crude			Age-Adjusted		
Health Domain	Statewide Community Rank	Mid-Large Community Rank	Health Domain	Statewide Community Rank	Mid-Large Community Rank
Core preventive services for older men	108th	9th	Binge Drinking	16th	2nd
Binge Drinking	203rd	2nd	Cancer (except skin)	16th	2nd
Annual Checkup	273rd	2nd	Annual Checkup	55th	3rd
Cancer (except skin)	360th	24th	Core preventive services for older men	75th	9th
Core preventive services for older women	360th	17th	Taking BP Medication	157th	13th

## Opportunities

Below are health measures that represent potential areas for growth in your community. We recommend increasing investment in these areas to support community health and well-being.

Crude			Age-Adjusted		
Health Domain	Statewide Community Rank	Mid-Large Community Rank	Health Domain	Statewide Community Rank	Mid-Large Community Rank
Depression	949th	31st	Depression	899th	31st
Health Insurance	947th	30th	Any Disability	897th	31st
Mental Health	943rd	28th	Colorectal Cancer Screening	897th	30th
Cognitive Disability	937th	29th	General Health	897th	30th
General Health	935th	31st	Arthritis	896th	29th

Please review the rest of the report to learn more about your community and reach out to us with questions about the report or for recommendations to improve the overall health and well-being in Marshalltown.

Sincerely,



*Shawn F. Dorius, PhD*  
*Iowa State University*  
*Public Science Collaborative*



**IOWA STATE UNIVERSITY**  
Extension and Outreach  
Community and Economic Development

This project was supported by funding from Iowa State University's Extension and Outreach Community and Economic Development Unit, via an award from Iowa State University's Presidential Strategic Initiative Plan 2022-2031.

---

## How to Use this Report

The purpose of the Iowa Community Health Snapshot Series is to provide an overview of health in Marshalltown that can be used to help inform health-related interventions and programming. This report contains five sections, including the overall health status of Marshalltown, a review of risky behaviors in the community, and information on various health outcomes, prevention measures, and disability needs. Each section includes an overview of the health domain, a breakdown of its underlying health measures, and data to see how Marshalltown compares to the rest of the state and similarly-sized communities.

With a population of 27,511, Marshalltown’s similarly sized communities are defined as mid-large communities. In Iowa, mid-large communities have an average population of 20,750, and there are 31 communities that are considered mid-large communities. To see all of the communities in this population group, please see Appendix 3 of this report.

Group	Population Range	Number of Communities
Large	50,000+	11
Mid-Large	10,000-49,999	31
Midsized	2,500-9,999	102
Small	1,000-2,499	138
Very Small	0-999	676
Total		958

Using Ames, IA as an Example

The graphic below is an example of the details included for each health measure. The table in the upper right shows your community’s crude and age-adjusted rate estimates alongside their averages across all Iowa communities and similarly-sized communities. The images below show the distribution of the health measure across communities. The vertical lines correspond with the values in the table to show the estimate for the specific community compared to communities across the state. The solid black line in each plot represents the community rate, with the dashed lines indicating the average rate for all Iowa communities and the dotted lines showing the average rate for similarly-sized communities.



# Health Status

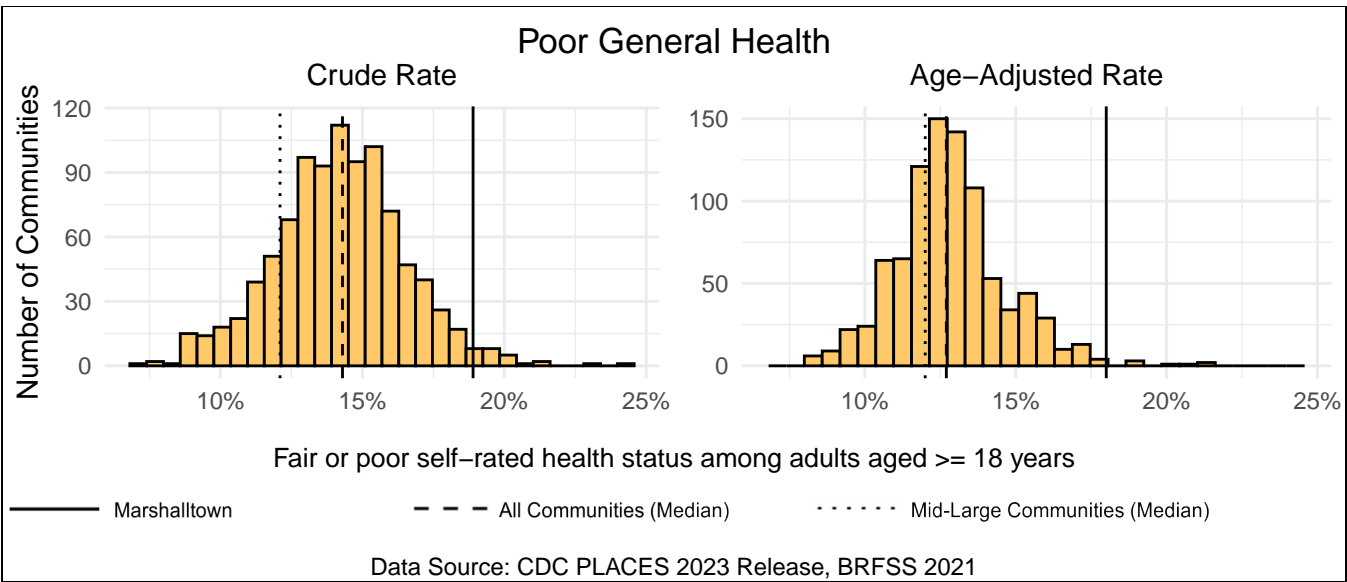
This section reflects measures for overall health, including general, physical, and mental health. These measures are a valuable way to see a simple summary of the health of a country’s population. The questions to calculate these measures ask respondents to evaluate their health status. General health is evaluated on a 5-point scale where respondents can report their health status as one of “excellent,” “very good,” “good,” “fair,” or “poor,” from which the respondents who answer “fair” or “poor” are included in the measure. Physical and mental health are evaluated as the rate of respondents who say they have had 14 or more days in the last 30 days in which their physical or mental health was not good. The URL below includes more information about each variable.

<https://www.cdc.gov/places/measure-definitions/health-status/index.html>

## Poor General Health

Marshalltown has a crude rate of 18.9% for fair or poor self-rated health status among adults aged >= 18 years, which ranks 935th out of 958 Iowa communities (31st out of 31 mid-large communities). The age-adjusted rate for Marshalltown is 18.0%, which ranks 897th out of 905 Iowa communities (30th out of 31 mid-large communities).

Measure Type	Marshalltown	All Comm.	Mid-Large Comm.
Crude	18.9%	14.3%	12.1%
Age-Adjusted	18.0%	12.7%	12.0%

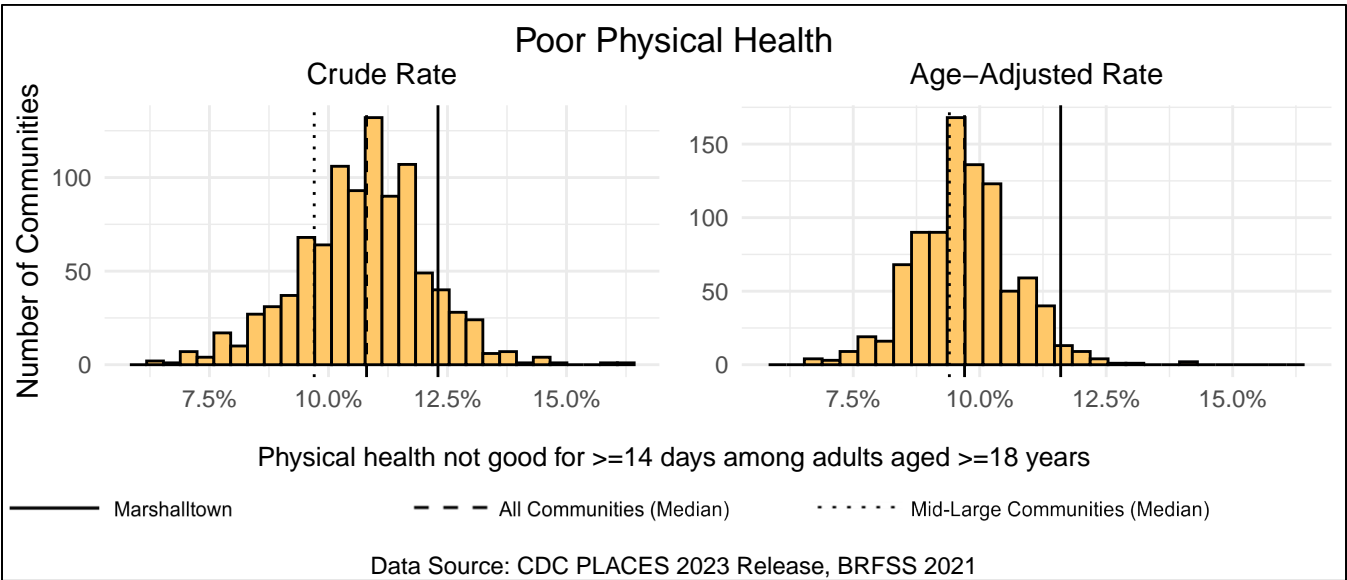




# Poor Physical Health

Marshalltown has a crude rate of 12.3% for physical health not good for >=14 days among adults aged >=18 years, which ranks 858th out of 958 Iowa communities (28th out of 31 mid-large communities). The age-adjusted rate for Marshalltown is 11.6%, which ranks 880th out of 905 Iowa communities (29th out of 31 mid-large communities).

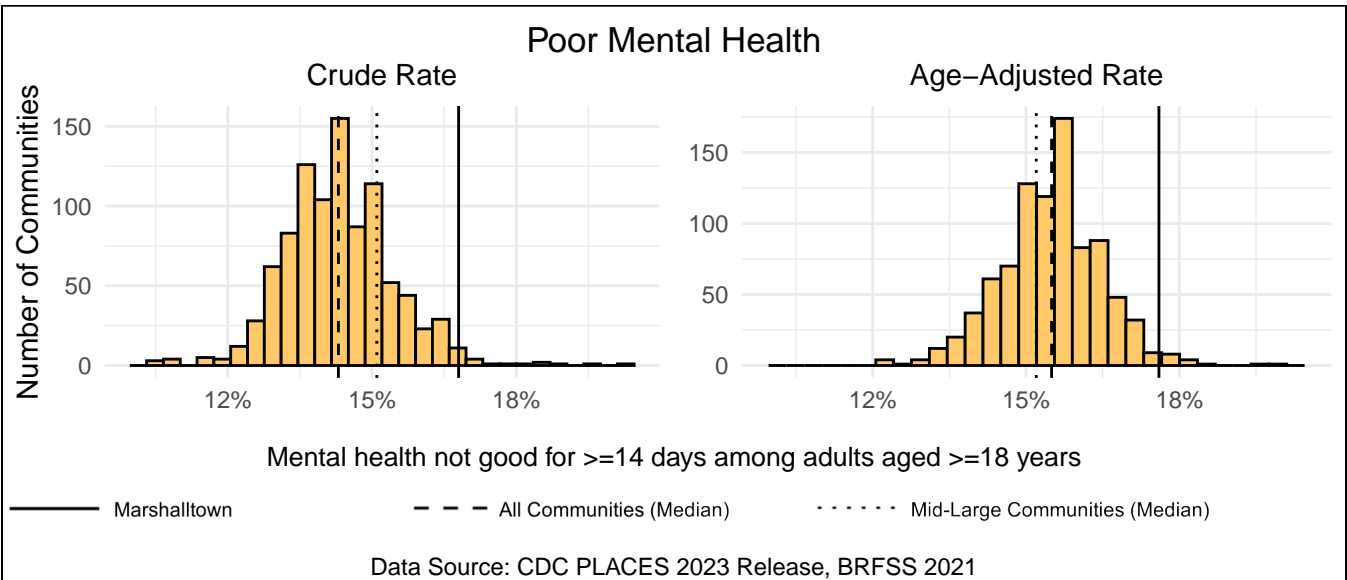
Measure Type	Marshalltown	All Comm.	Mid-Large Comm.
Crude	12.3%	10.8%	9.7%
Age-Adjusted	11.6%	9.7%	9.4%



# Poor Mental Health

Marshalltown has a crude rate of 16.8% for mental health not good for >=14 days among adults aged >=18 years, which ranks 943rd out of 958 Iowa communities (28th out of 31 mid-large communities). The age-adjusted rate for Marshalltown is 17.6%, which ranks 888th out of 905 Iowa communities (30th out of 31 mid-large communities).

Measure Type	Marshalltown	All Comm.	Mid-Large Comm.
Crude	16.8%	14.3%	15.1%
Age-Adjusted	17.6%	15.5%	15.2%



# Health Risk Behaviors

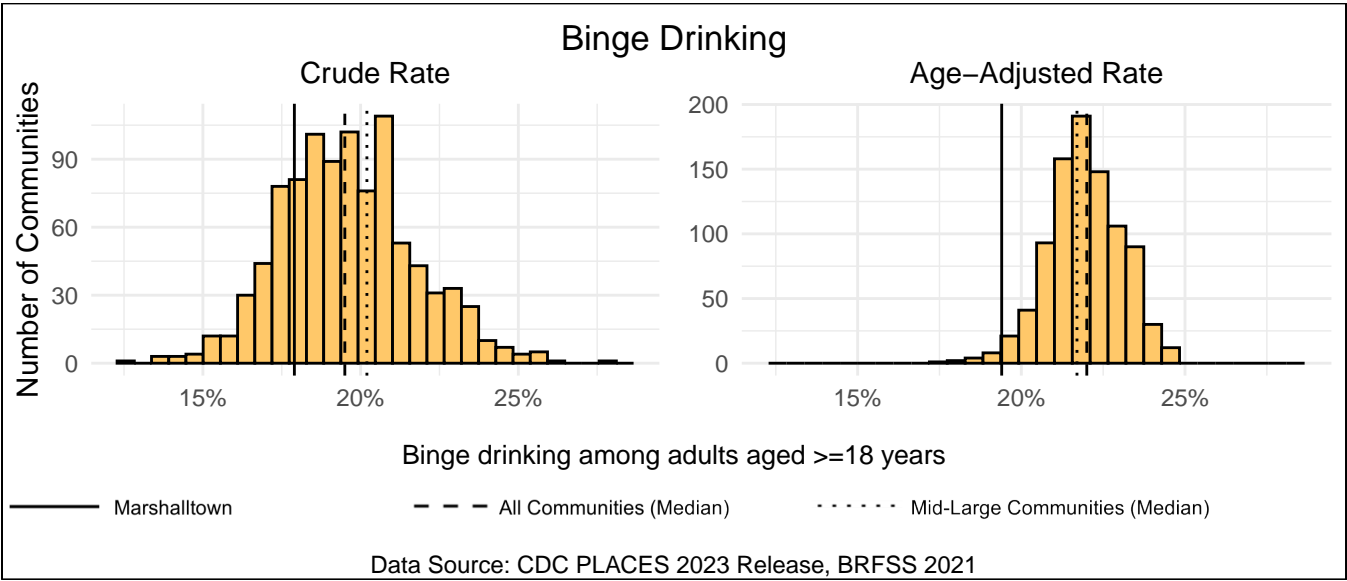
Health risk measures are measures of individual behaviors that can lead to poor health outcomes. These include binge drinking, current smoking, physical inactivity, and getting less than seven hours of nightly sleep. Risk behaviors are the most critical intervention points as they can help save lives and drastically improve health outcomes later in life. Each measure is calculated as the rate of respondents participating in a high level of risk behavior. The exact cutoff points for the behavior depend on the health area. The link below includes more information about each variable.

<https://www.cdc.gov/places/measure-definitions/unhealthy-behaviors/index.html>

## Binge Drinking

Marshalltown has a crude rate of 17.9% for binge drinking among adults aged  $\geq 18$  years, which ranks 203rd out of 958 Iowa communities (2nd out of 31 mid-large communities). The age-adjusted rate for Marshalltown is 19.4%, which ranks 16th out of 905 Iowa communities (2nd out of 31 mid-large communities).

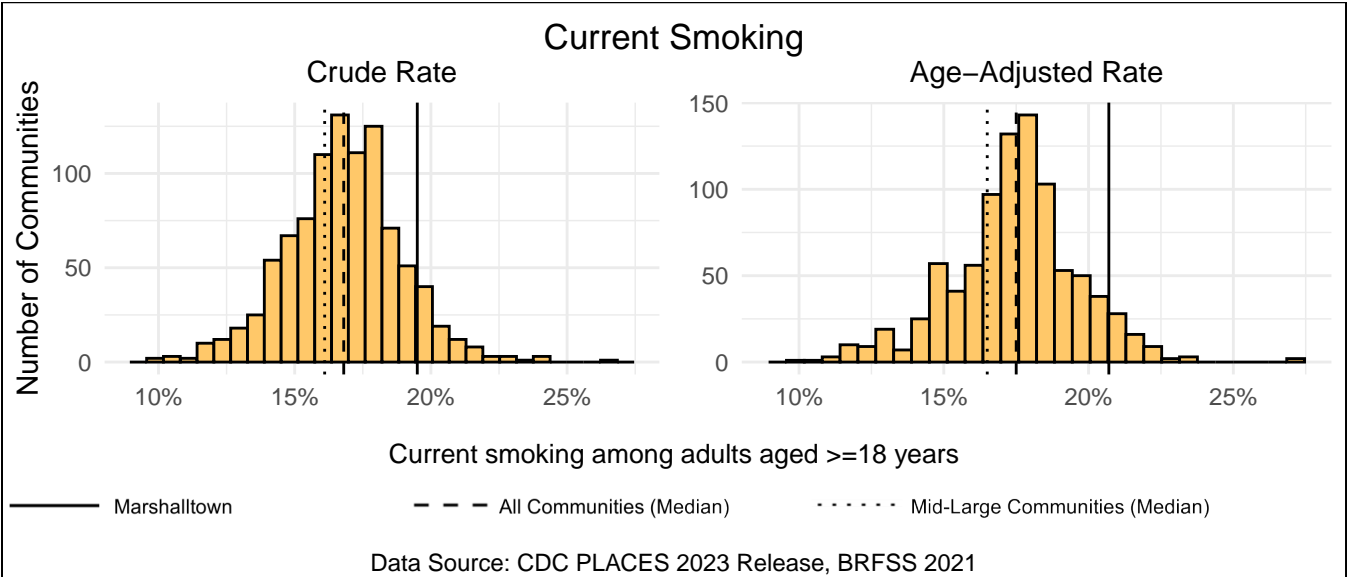
Measure Type	Marshalltown	All Comm.	Mid-Large Comm.
Crude	17.9%	19.5%	20.2%
Age-Adjusted	19.4%	22.0%	21.7%



# Current Smoking

Marshalltown has a crude rate of 19.5% for current smoking among adults aged >=18 years, which ranks 869th out of 958 Iowa communities (27th out of 31 mid-large communities). The age-adjusted rate for Marshalltown is 20.7%, which ranks 846th out of 905 Iowa communities (27th out of 31 mid-large communities).

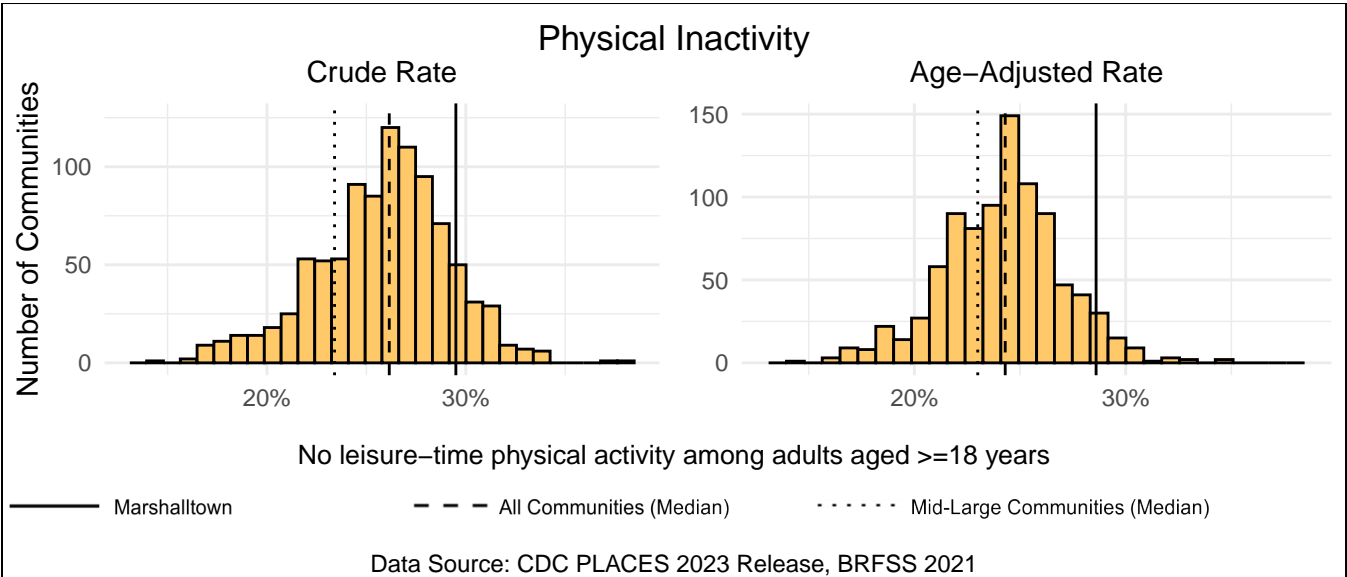
Measure Type	Marshalltown	All Comm.	Mid-Large Comm.
Crude	19.5%	16.8%	16.1%
Age-Adjusted	20.7%	17.5%	16.5%



# Physical Inactivity

Marshalltown has a crude rate of 29.5% for no leisure-time physical activity among adults aged >=18 years, which ranks 840th out of 958 Iowa communities (27th out of 31 mid-large communities). The age-adjusted rate for Marshalltown is 28.6%, which ranks 850th out of 905 Iowa communities (26th out of 31 mid-large communities).

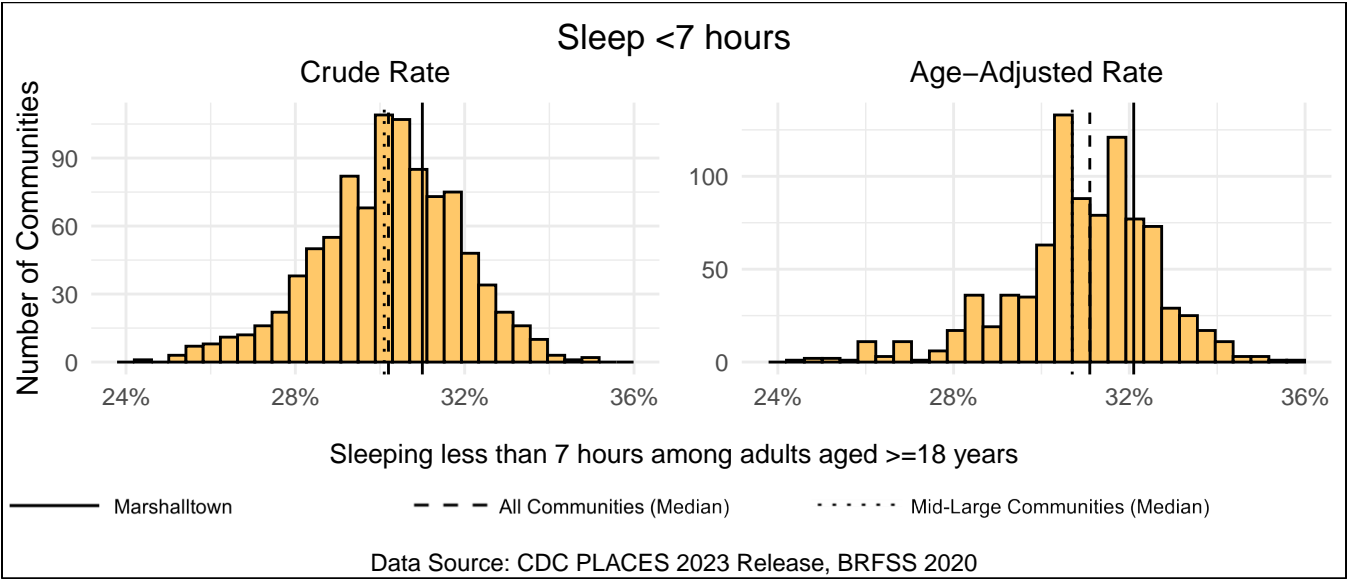
Measure Type	Marshalltown	All Comm.	Mid-Large Comm.
Crude	29.5%	26.1%	23.4%
Age-Adjusted	28.6%	24.3%	23.0%



Sleep <7 hours

Marshalltown has a crude rate of 31.0% for sleeping less than 7 hours among adults aged >=18 years, which ranks 630th out of 958 Iowa communities (21st out of 31 mid-large communities). The age-adjusted rate for Marshalltown is 32.1%, which ranks 679th out of 905 Iowa communities (22nd out of 31 mid-large communities).

Measure Type	Marshalltown	All Comm.	Mid-Large Comm.
Crude	31.0%	30.2%	30.1%
Age-Adjusted	32.1%	31.1%	30.7%



# Health Outcomes

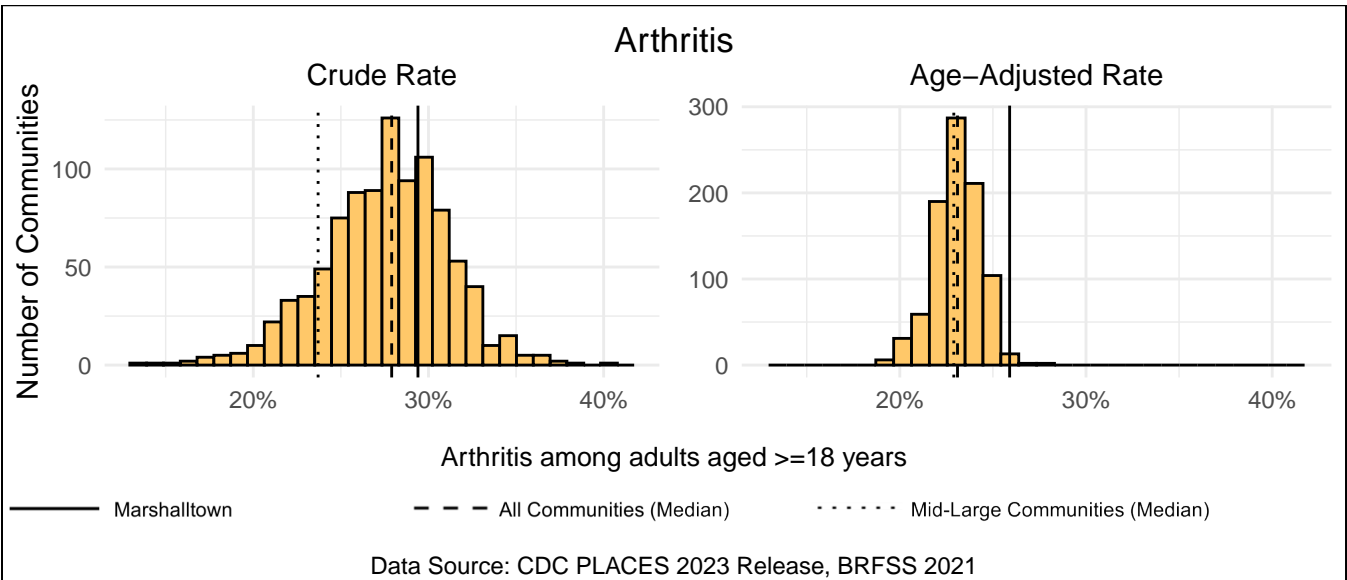
This section includes measures about specific health outcomes such as chronic illness, mental health conditions, and risk factors for future disease. Health outcome measures include but are not limited to arthritis, high blood pressure, cancer, depression, and obesity. Each measure is the percentage of respondents reporting receiving the diagnosis by a doctor, nurse, or other health professional. The link below includes more information about each variable.

<https://www.cdc.gov/places/measure-definitions/health-outcomes/index.html>

## Arthritis

Marshalltown has a crude rate of 29.4% for arthritis among adults aged  $\geq 18$  years, which ranks 648th out of 958 Iowa communities (29th out of 31 mid-large communities). The age-adjusted rate for Marshalltown is 25.9%, which ranks 896th out of 905 Iowa communities (29th out of 31 mid-large communities).

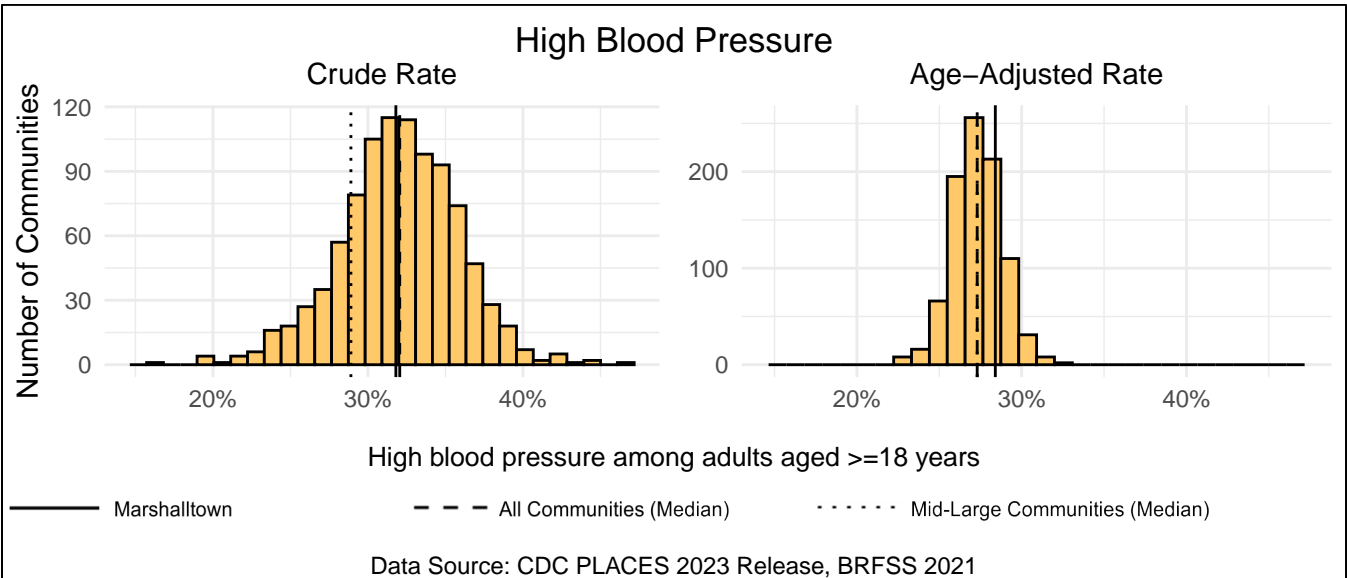
Measure Type	Marshalltown	All Comm.	Mid-Large Comm.
Crude	29.4%	27.9%	23.7%
Age-Adjusted	25.9%	23.1%	22.9%



## High Blood Pressure

Marshalltown has a crude rate of 31.8% for high blood pressure among adults aged  $\geq 18$  years, which ranks 440th out of 958 Iowa communities (24th out of 31 mid-large communities). The age-adjusted rate for Marshalltown is 28.4%, which ranks 696th out of 905 Iowa communities (24th out of 31 mid-large communities).

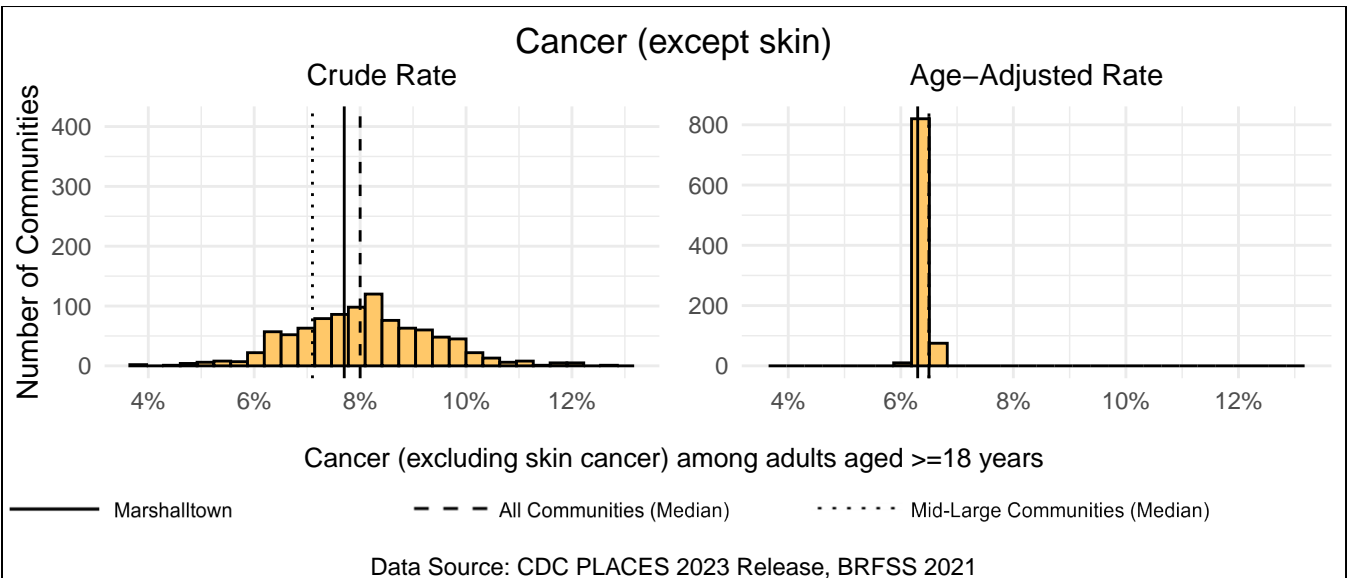
Measure Type	Marshalltown	All Comm.	Mid-Large Comm.
Crude	31.8%	32.0%	28.9%
Age-Adjusted	28.4%	27.3%	27.3%



## Cancer (except skin)

Marshalltown has a crude rate of 7.7% for cancer (excluding skin cancer) among adults aged  $\geq 18$  years, which ranks 360th out of 958 Iowa communities (24th out of 31 mid-large communities). The age-adjusted rate for Marshalltown is 6.3%, which ranks 16th out of 905 Iowa communities (2nd out of 31 mid-large communities).

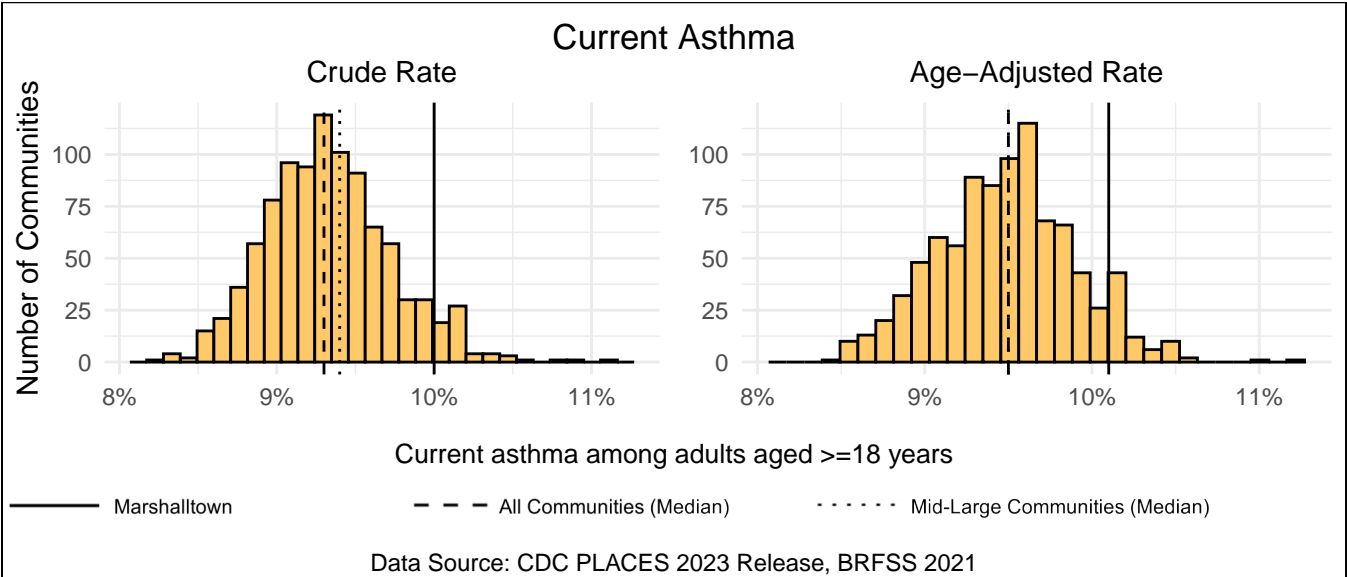
Measure Type	Marshalltown	All Comm.	Mid-Large Comm.
Crude	7.7%	8.0%	7.1%
Age-Adjusted	6.3%	6.5%	6.5%



## Current Asthma

Marshalltown has a crude rate of 10.0% for current asthma among adults aged  $\geq 18$  years, which ranks 898th out of 958 Iowa communities (27th out of 31 mid-large communities). The age-adjusted rate for Marshalltown is 10.1%, which ranks 831st out of 905 Iowa communities (28th out of 31 mid-large communities).

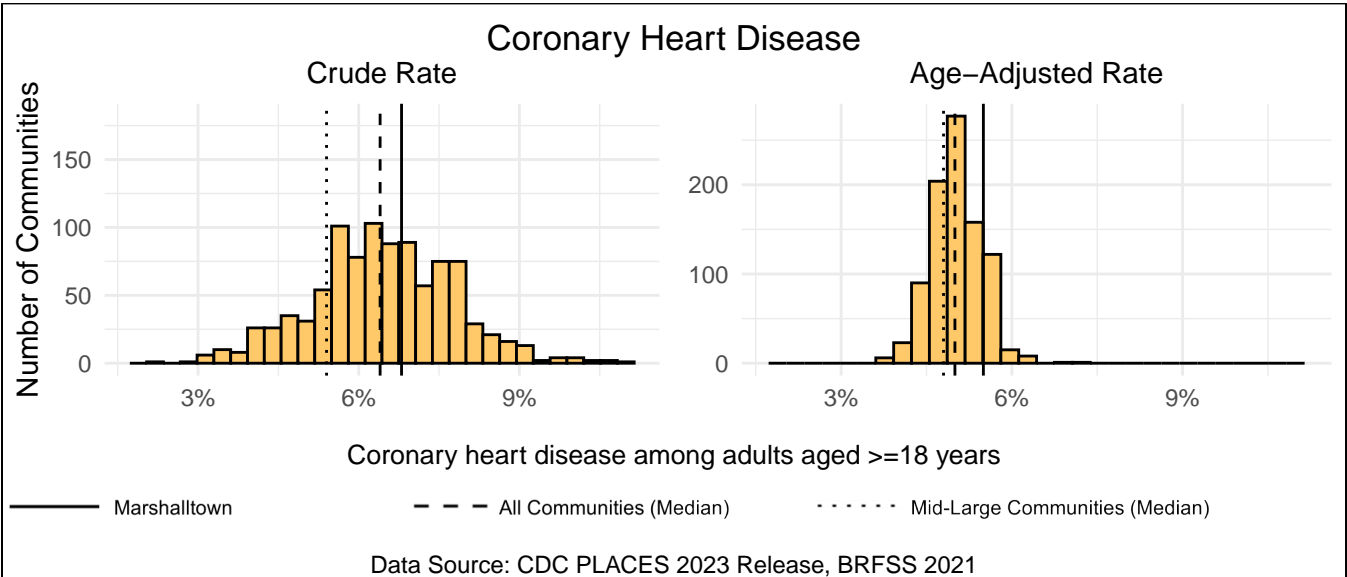
Measure Type	Marshalltown	All Comm.	Mid-Large Comm.
Crude	10.0%	9.3%	9.4%
Age-Adjusted	10.1%	9.5%	9.5%



## Coronary Heart Disease

Marshalltown has a crude rate of 6.8% for coronary heart disease among adults aged  $\geq 18$  years, which ranks 569th out of 958 Iowa communities (26th out of 31 mid-large communities). The age-adjusted rate for Marshalltown is 5.5%, which ranks 759th out of 905 Iowa communities (24th out of 31 mid-large communities).

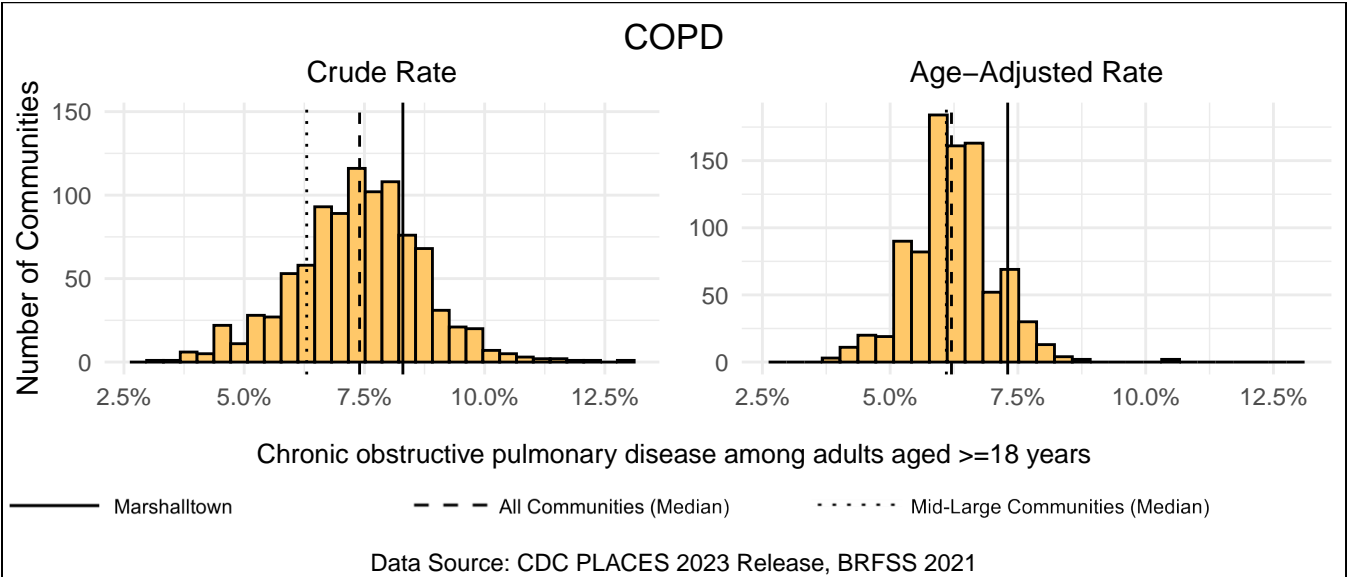
Measure Type	Marshalltown	All Comm.	Mid-Large Comm.
Crude	6.8%	6.4%	5.4%
Age-Adjusted	5.5%	5.0%	4.8%



# COPD

Marshalltown has a crude rate of 8.3% for chronic obstructive pulmonary disease among adults aged  $\geq 18$  years, which ranks 721st out of 958 Iowa communities (28th out of 31 mid-large communities). The age-adjusted rate for Marshalltown is 7.3%, which ranks 809th out of 905 Iowa communities (25th out of 31 mid-large communities).

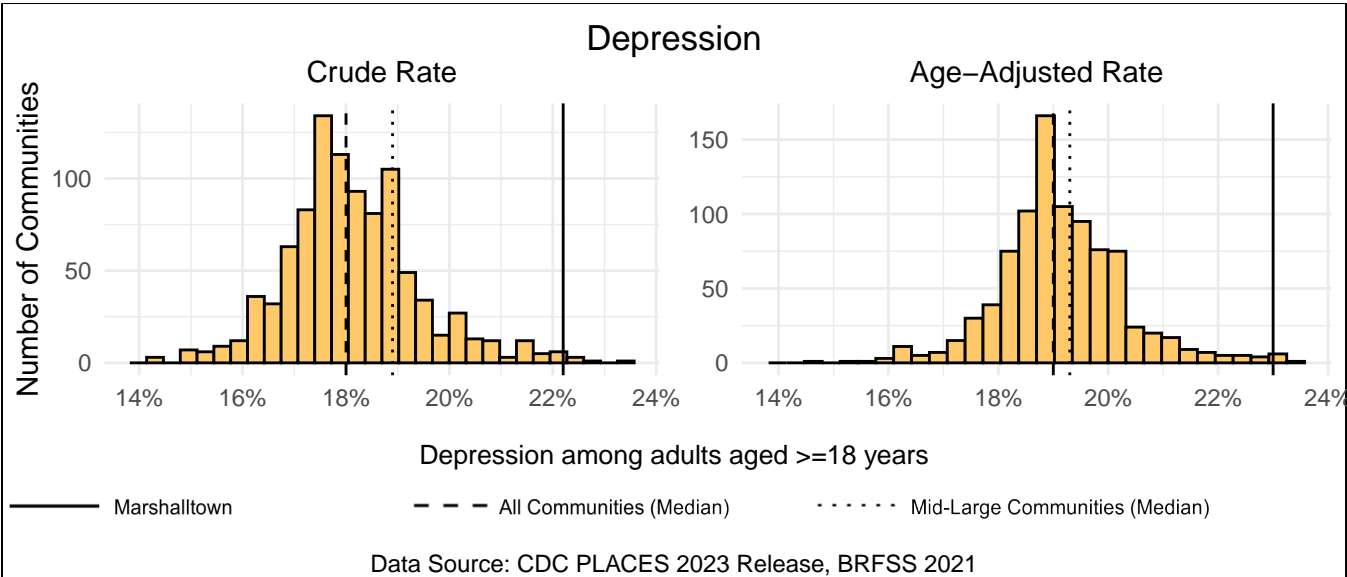
Measure Type	Marshalltown	All Comm.	Mid-Large Comm.
Crude	8.3%	7.4%	6.3%
Age-Adjusted	7.3%	6.2%	6.1%



# Depression

Marshalltown has a crude rate of 22.2% for depression among adults aged  $\geq 18$  years, which ranks 949th out of 958 Iowa communities (31st out of 31 mid-large communities). The age-adjusted rate for Marshalltown is 23.0%, which ranks 899th out of 905 Iowa communities (31st out of 31 mid-large communities).

Measure Type	Marshalltown	All Comm.	Mid-Large Comm.
Crude	22.2%	18.0%	18.9%
Age-Adjusted	23.0%	19.0%	19.3%

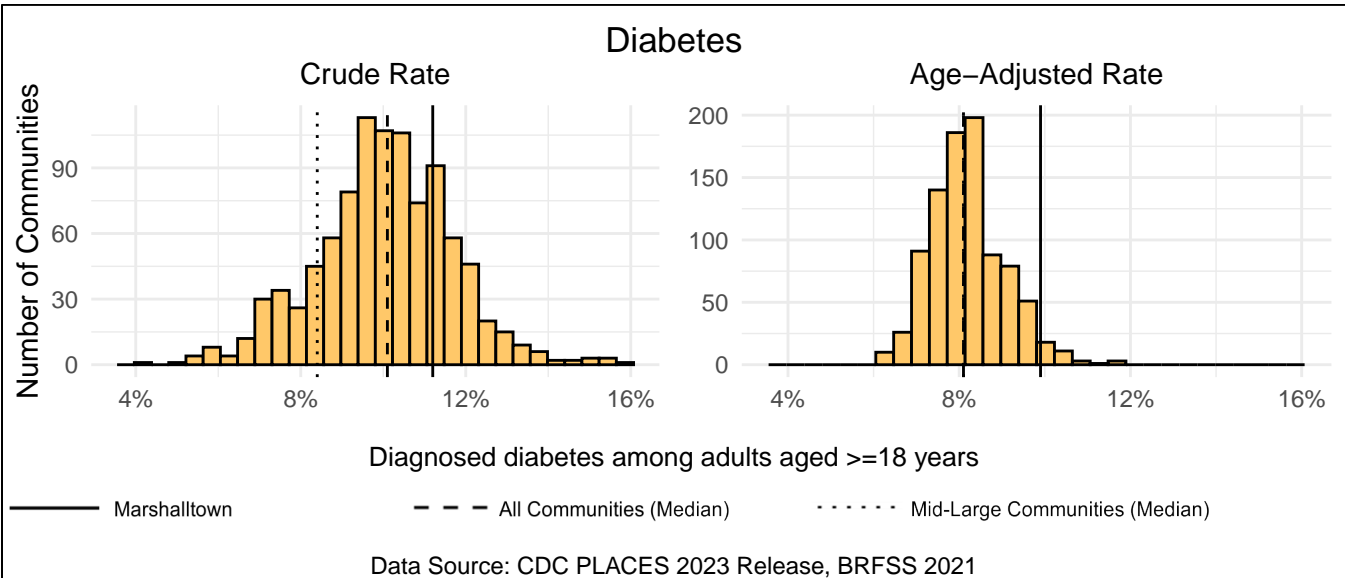




# Diabetes

Marshalltown has a crude rate of 11.2% for diagnosed diabetes among adults aged  $\geq 18$  years, which ranks 736th out of 958 Iowa communities (28th out of 31 mid-large communities). The age-adjusted rate for Marshalltown is 9.9%, which ranks 870th out of 905 Iowa communities (26th out of 31 mid-large communities).

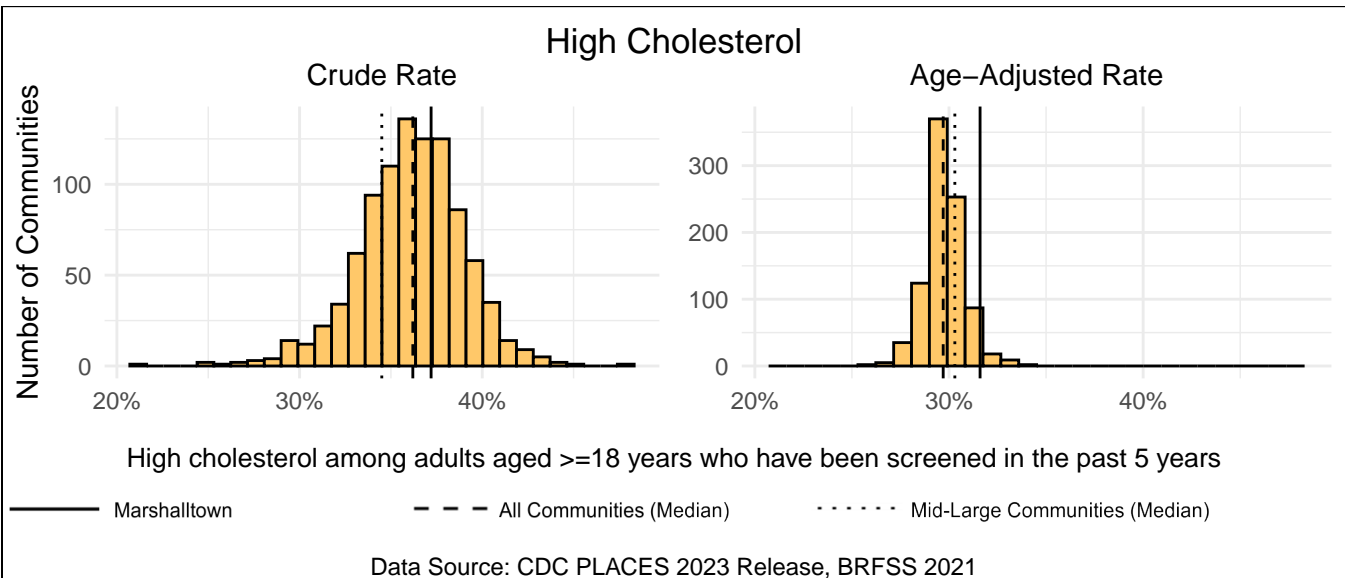
Measure Type	Marshalltown	All Comm.	Mid-Large Comm.
Crude	11.2%	10.1%	8.4%
Age-Adjusted	9.9%	8.1%	8.1%



# High Cholesterol

Marshalltown has a crude rate of 37.2% for high cholesterol among adults aged  $\geq 18$  years who have been screened in the past 5 years, which ranks 606th out of 958 Iowa communities (29th out of 31 mid-large communities). The age-adjusted rate for Marshalltown is 31.6%, which ranks 872nd out of 905 Iowa communities (30th out of 31 mid-large communities).

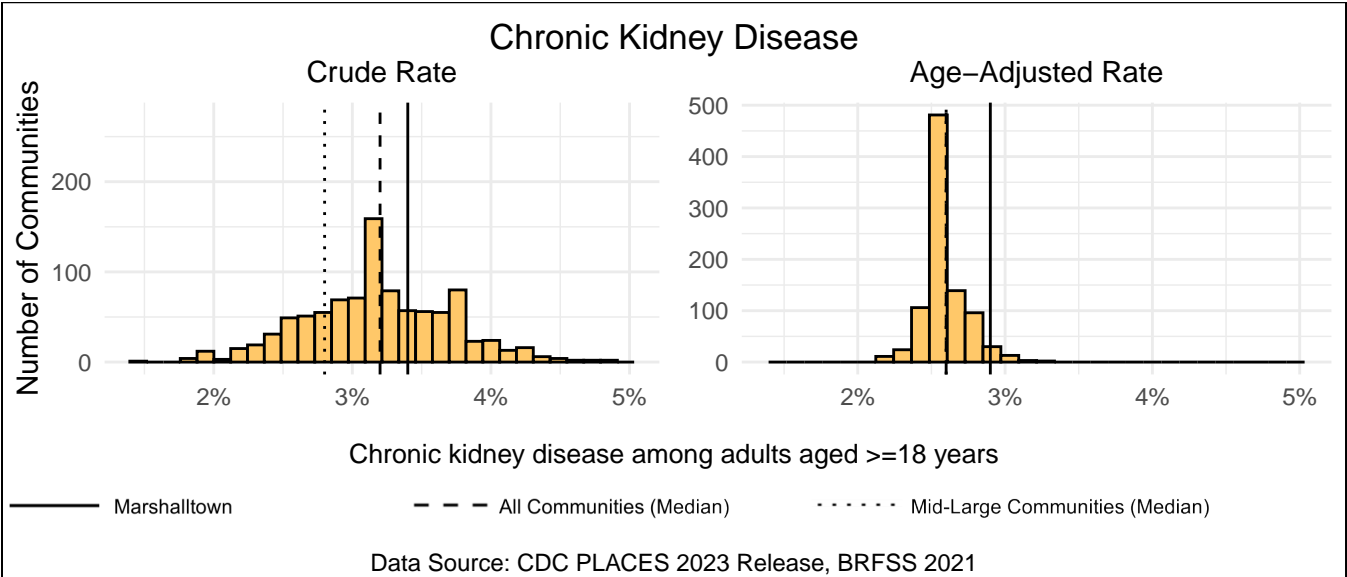
Measure Type	Marshalltown	All Comm.	Mid-Large Comm.
Crude	37.2%	36.2%	34.5%
Age-Adjusted	31.6%	29.7%	30.3%



# Chronic Kidney Disease

Marshalltown has a crude rate of 3.4% for chronic kidney disease among adults aged  $\geq 18$  years, which ranks 619th out of 958 Iowa communities (26th out of 31 mid-large communities). The age-adjusted rate for Marshalltown is 2.9%, which ranks 858th out of 905 Iowa communities (25th out of 31 mid-large communities).

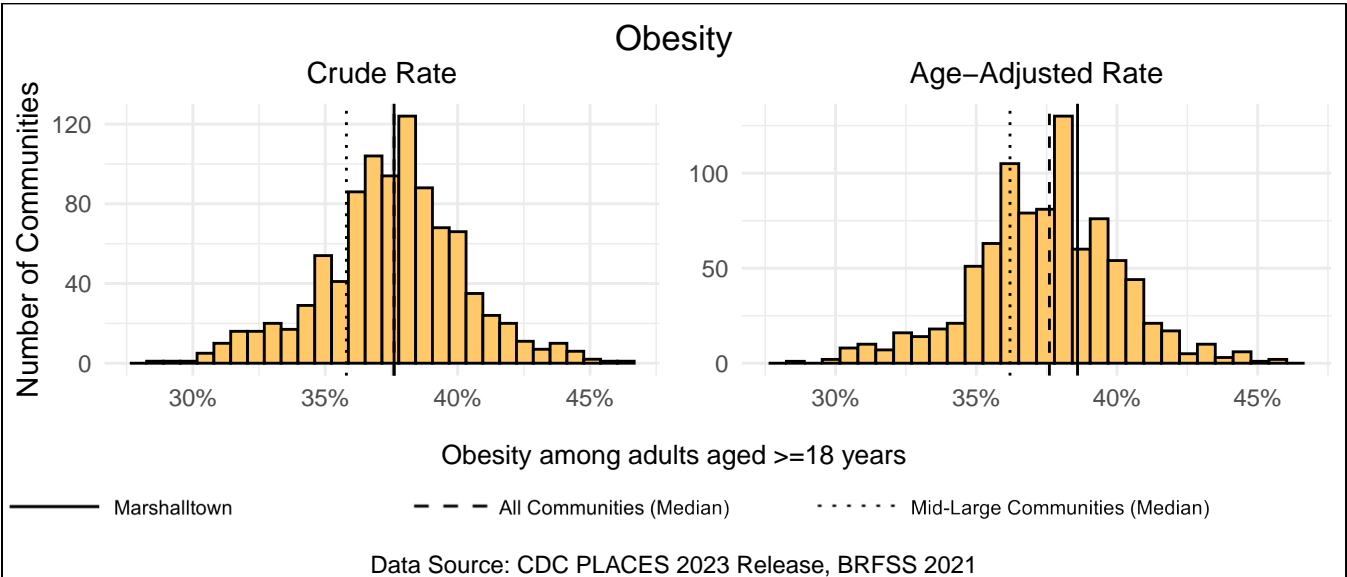
Measure Type	Marshalltown	All Comm.	Mid-Large Comm.
Crude	3.4%	3.2%	2.8%
Age-Adjusted	2.9%	2.6%	2.6%



# Obesity

Marshalltown has a crude rate of 37.6% for obesity among adults aged  $\geq 18$  years, which ranks 467th out of 958 Iowa communities (23rd out of 31 mid-large communities). The age-adjusted rate for Marshalltown is 38.6%, which ranks 615th out of 905 Iowa communities (23rd out of 31 mid-large communities).

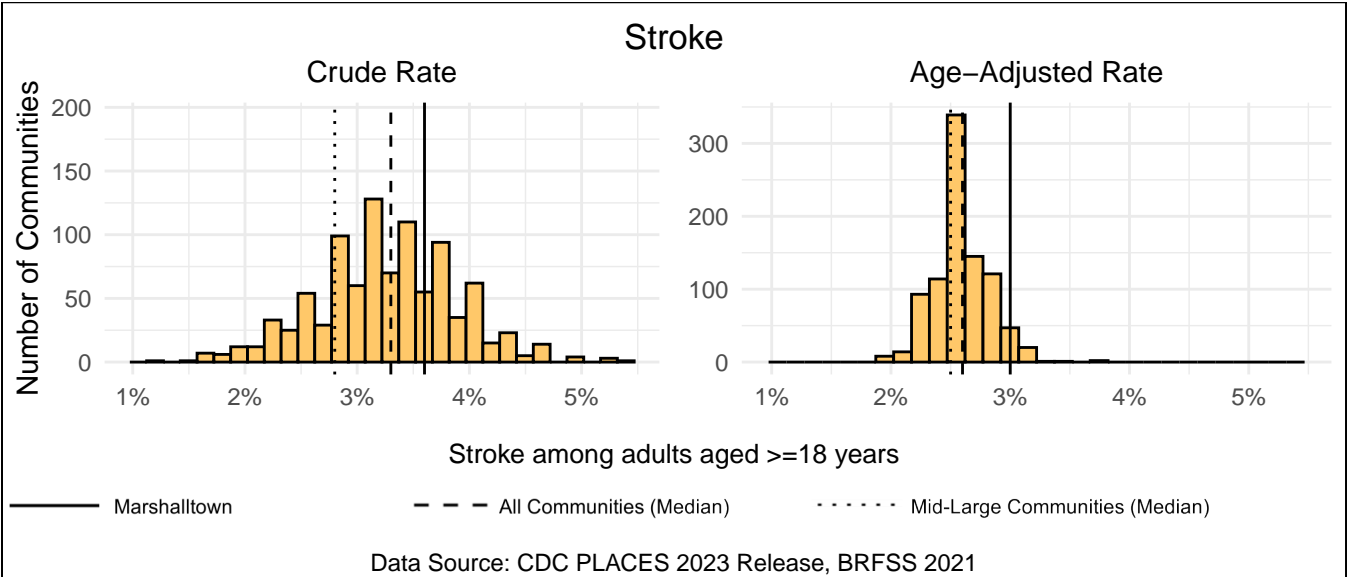
Measure Type	Marshalltown	All Comm.	Mid-Large Comm.
Crude	37.6%	37.6%	35.8%
Age-Adjusted	38.6%	37.6%	36.2%



# Stroke

Marshalltown has a crude rate of 3.6% for stroke among adults aged  $\geq 18$  years, which ranks 648th out of 958 Iowa communities (28th out of 31 mid-large communities). The age-adjusted rate for Marshalltown is 3.0%, which ranks 835th out of 905 Iowa communities (25th out of 31 mid-large communities).

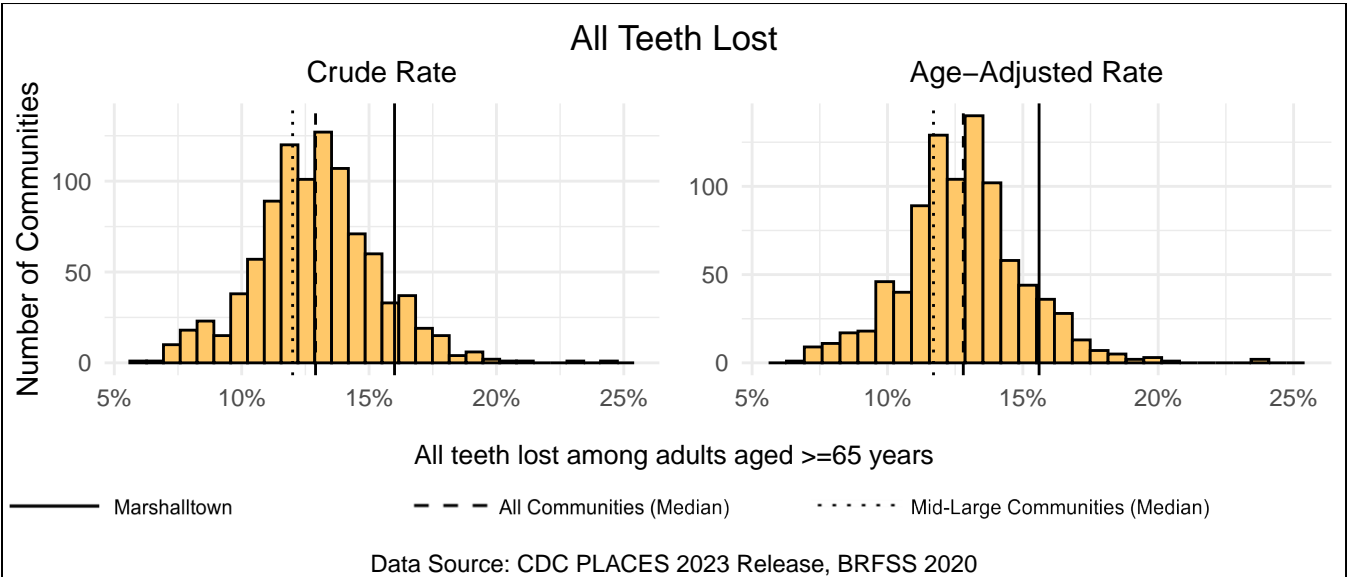
Measure Type	Marshalltown	All Comm.	Mid-Large Comm.
Crude	3.6%	3.3%	2.8%
Age-Adjusted	3.0%	2.6%	2.5%



# All Teeth Lost

Marshalltown has a crude rate of 16.0% for all teeth lost among adults aged  $\geq 65$  years, which ranks 861st out of 958 Iowa communities (26th out of 31 mid-large communities). The age-adjusted rate for Marshalltown is 15.6%, which ranks 809th out of 905 Iowa communities (26th out of 31 mid-large communities).

Measure Type	Marshalltown	All Comm.	Mid-Large Comm.
Crude	16.0%	12.9%	12.0%
Age-Adjusted	15.6%	12.8%	11.7%



# Prevention

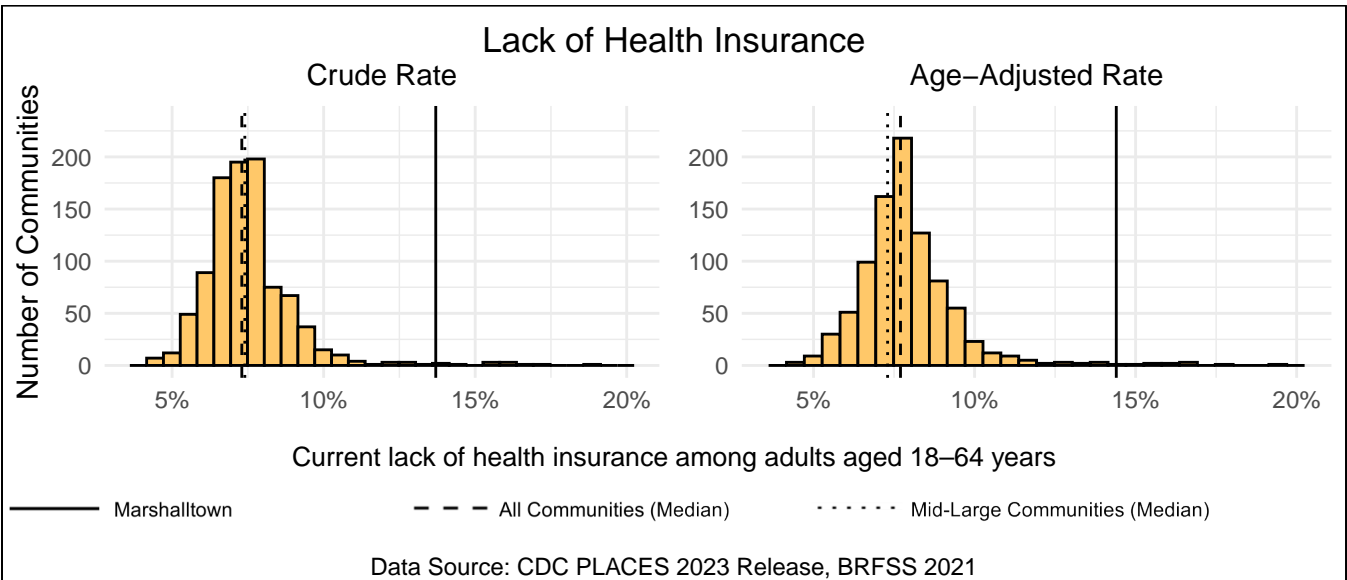
Preventive measures are another practical intervention point for public health professionals as they allow for the early detection of health conditions and improve overall treatment efficacy. This section includes a review of your community’s prevention measures, including preventive screenings and doctor visits. Besides the measure for lack of health insurance, all measures in this section are positive, where a higher rate is a strength for your community. The link below includes more information about each variable.

<https://www.cdc.gov/places/measure-definitions/prevention/index.html>

## Lack of Health Insurance

Marshalltown has a crude rate of 13.7% for current lack of health insurance among adults aged 18–64 years, which ranks 947th out of 958 Iowa communities (30th out of 31 mid-large communities). The age-adjusted rate for Marshalltown is 14.4%, which ranks 895th out of 905 Iowa communities (30th out of 31 mid-large communities).

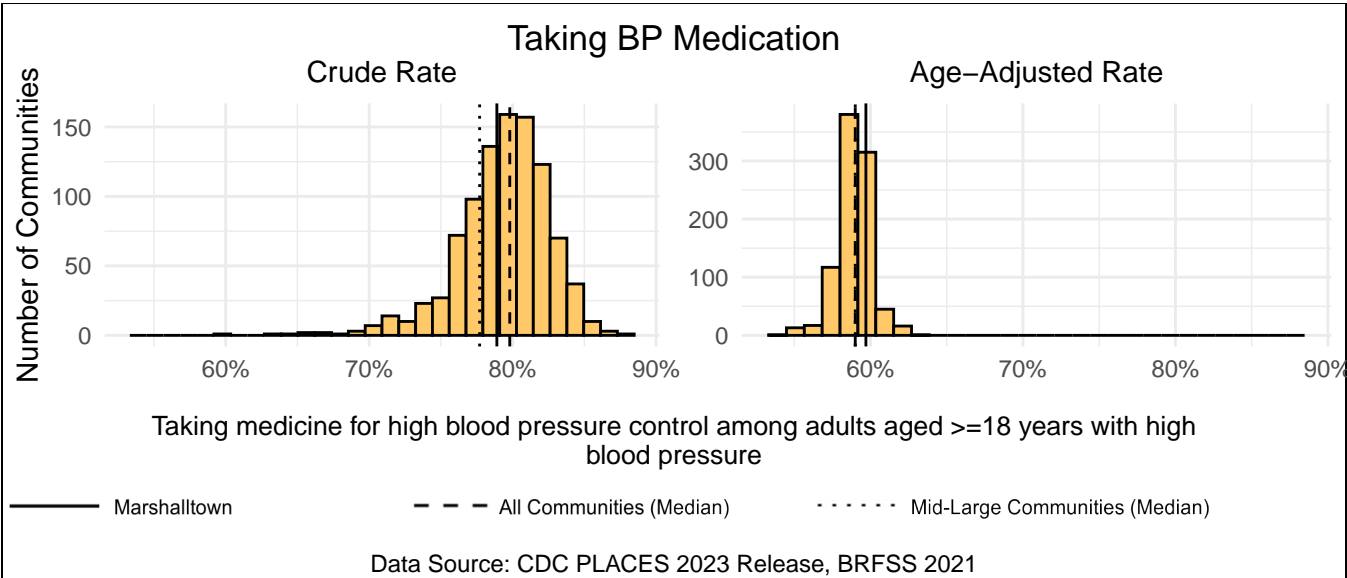
Measure Type	Marshalltown	All Comm.	Mid-Large Comm.
Crude	13.7%	7.3%	7.4%
Age-Adjusted	14.4%	7.7%	7.3%



# Taking BP Medication

Marshalltown has a crude rate of 78.9% for taking medicine for high blood pressure control among adults aged >=18 years with high blood pressure, which ranks 570th out of 958 Iowa communities (7th out of 31 mid-large communities). The age-adjusted rate for Marshalltown is 59.7%, which ranks 157th out of 905 Iowa communities (13th out of 31 mid-large communities).

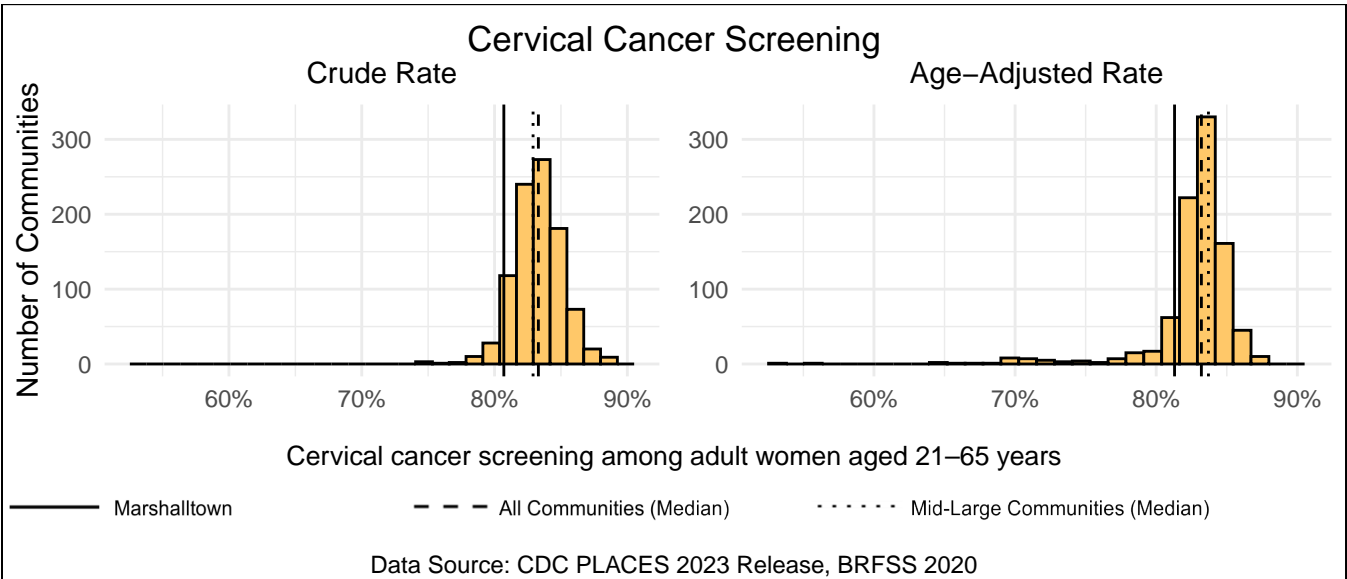
Measure Type	Marshalltown	All Comm.	Mid-Large Comm.
Crude	78.9%	79.8%	77.7%
Age-Adjusted	59.7%	59.0%	59.0%



# Cervical Cancer Screening

Marshalltown has a crude rate of 80.7% for cervical cancer screening among adult women aged 21–65 years, which ranks 889th out of 958 Iowa communities (25th out of 31 mid-large communities). The age-adjusted rate for Marshalltown is 81.3%, which ranks 795th out of 905 Iowa communities (28th out of 31 mid-large communities).

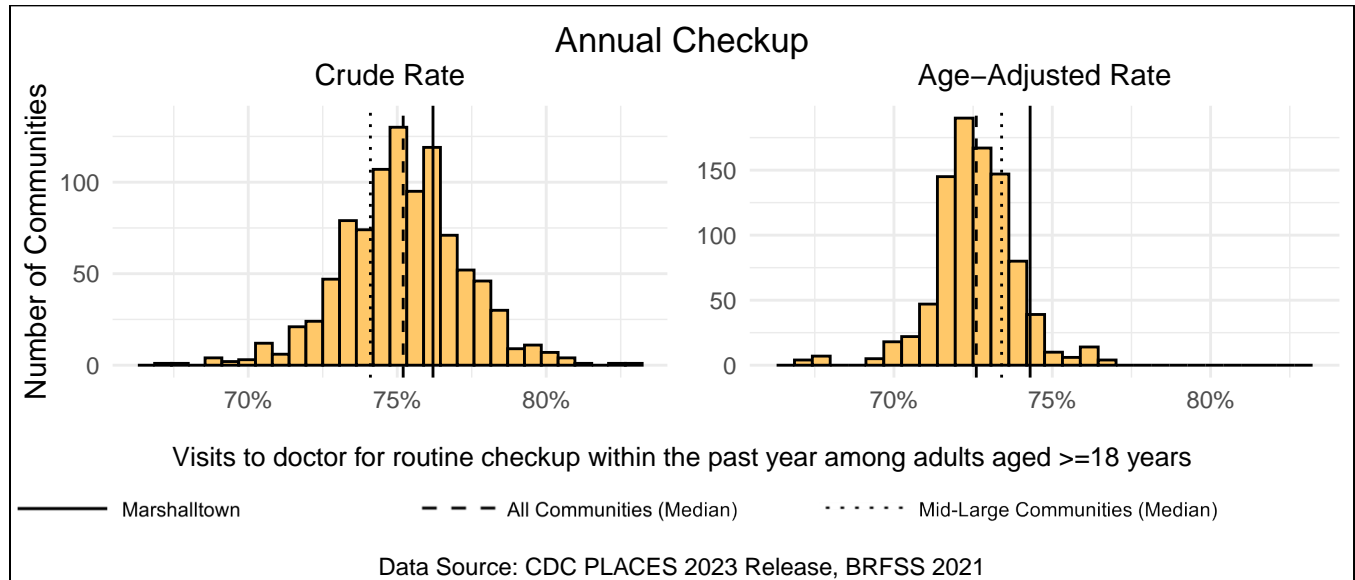
Measure Type	Marshalltown	All Comm.	Mid-Large Comm.
Crude	80.7%	83.3%	82.9%
Age-Adjusted	81.3%	83.2%	83.7%



## Annual Checkup

Marshalltown has a crude rate of 76.2% for visits to doctor for routine checkup within the past year among adults aged  $\geq 18$  years, which ranks 273rd out of 958 Iowa communities (2nd out of 31 mid-large communities). The age-adjusted rate for Marshalltown is 74.3%, which ranks 55th out of 905 Iowa communities (3rd out of 31 mid-large communities).

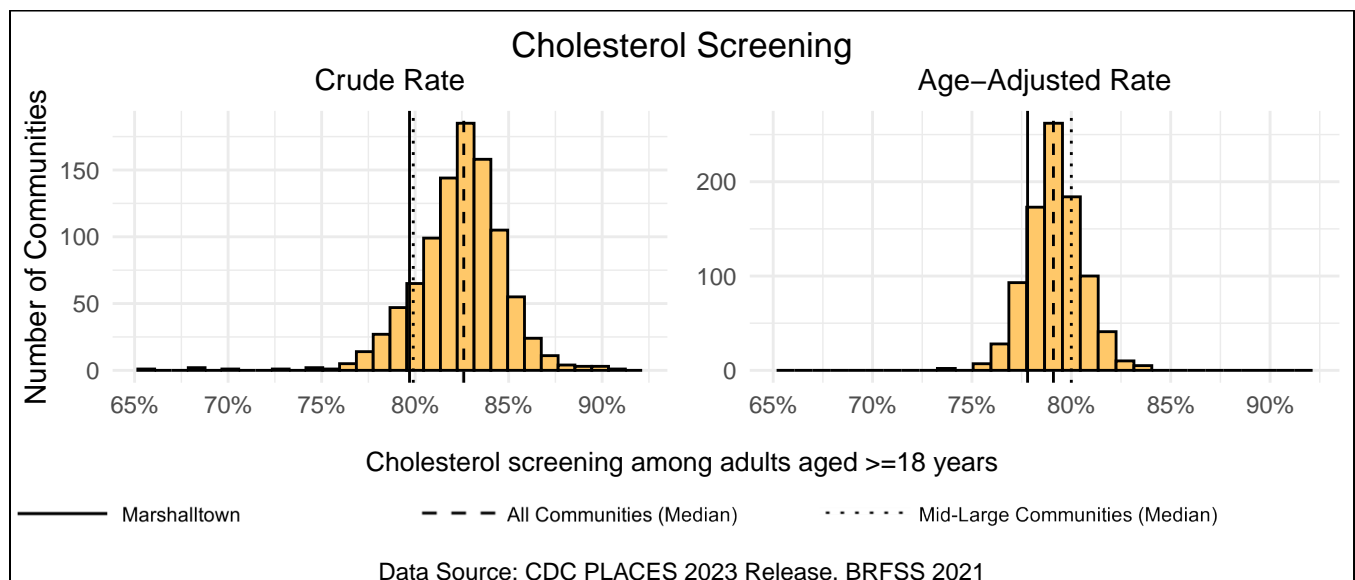
Measure Type	Marshalltown	All Comm.	Mid-Large Comm.
Crude	76.2%	75.2%	74.1%
Age-Adjusted	74.3%	72.6%	73.4%



## Cholesterol Screening

Marshalltown has a crude rate of 79.7% for cholesterol screening among adults aged  $\geq 18$  years, which ranks 843rd out of 958 Iowa communities (18th out of 31 mid-large communities). The age-adjusted rate for Marshalltown is 77.8%, which ranks 762nd out of 905 Iowa communities (23rd out of 31 mid-large communities).

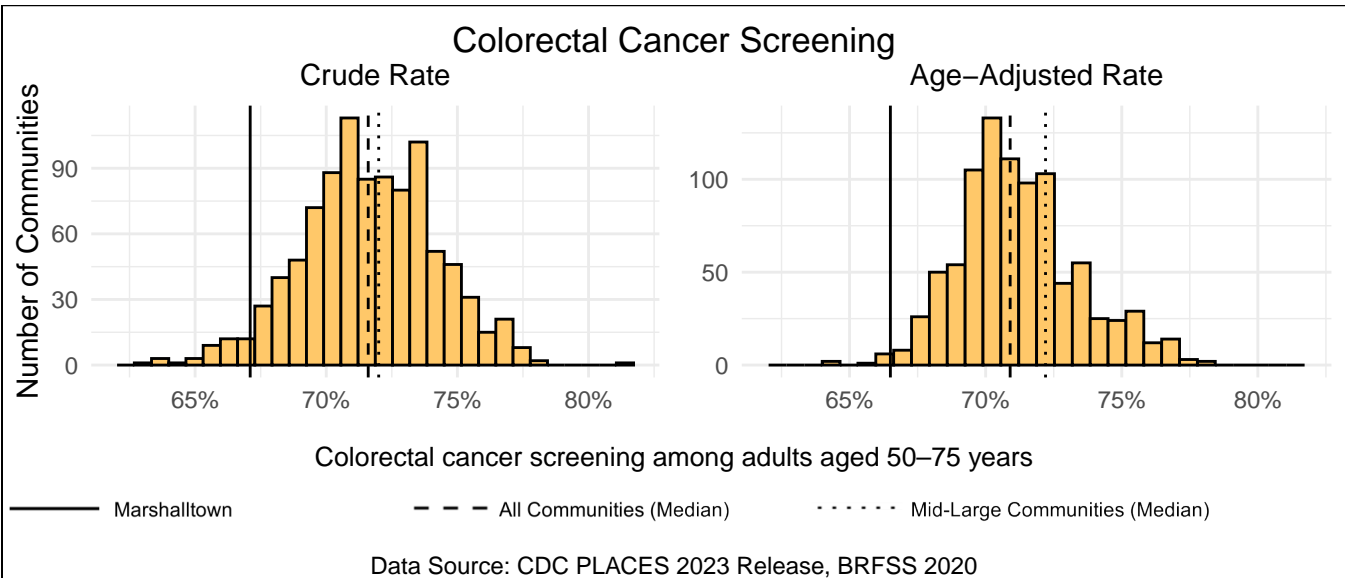
Measure Type	Marshalltown	All Comm.	Mid-Large Comm.
Crude	79.7%	82.6%	79.9%
Age-Adjusted	77.8%	79.1%	80.0%



## Colorectal Cancer Screening

Marshalltown has a crude rate of 67.1% for colorectal cancer screening among adults aged 50–75 years, which ranks 919th out of 958 Iowa communities (29th out of 31 mid-large communities). The age-adjusted rate for Marshalltown is 66.5%, which ranks 897th out of 905 Iowa communities (30th out of 31 mid-large communities).

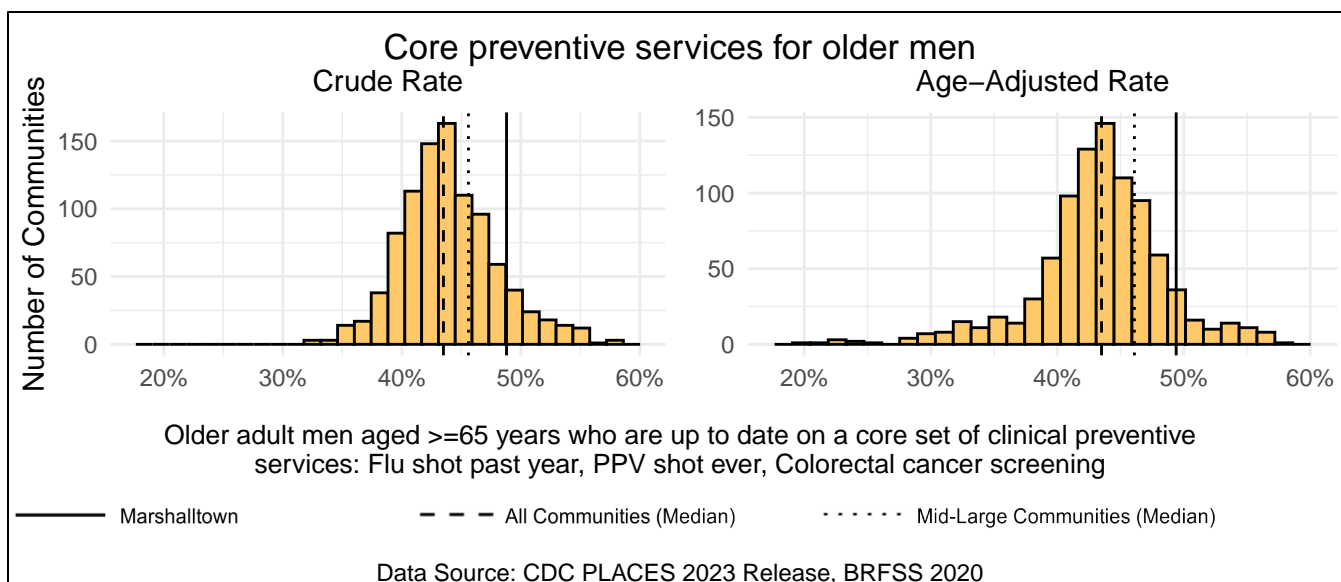
Measure Type	Marshalltown	All Comm.	Mid-Large Comm.
Crude	67.1%	71.6%	72.0%
Age-Adjusted	66.5%	70.9%	72.2%



## Core preventive services for older men

Marshalltown has a crude rate of 48.8% for older adult men aged ≥65 years who are up to date on a core set of clinical preventive services: flu shot past year, ppv shot ever, colorectal cancer screening, which ranks 108th out of 958 Iowa communities (9th out of 31 mid-large communities). The age-adjusted rate for Marshalltown is 49.4%, which ranks 75th out of 905 Iowa communities (9th out of 31 mid-large communities).

Measure Type	Marshalltown	All Comm.	Mid-Large Comm.
Crude	48.8%	43.5%	45.6%
Age-Adjusted	49.4%	43.5%	46.1%

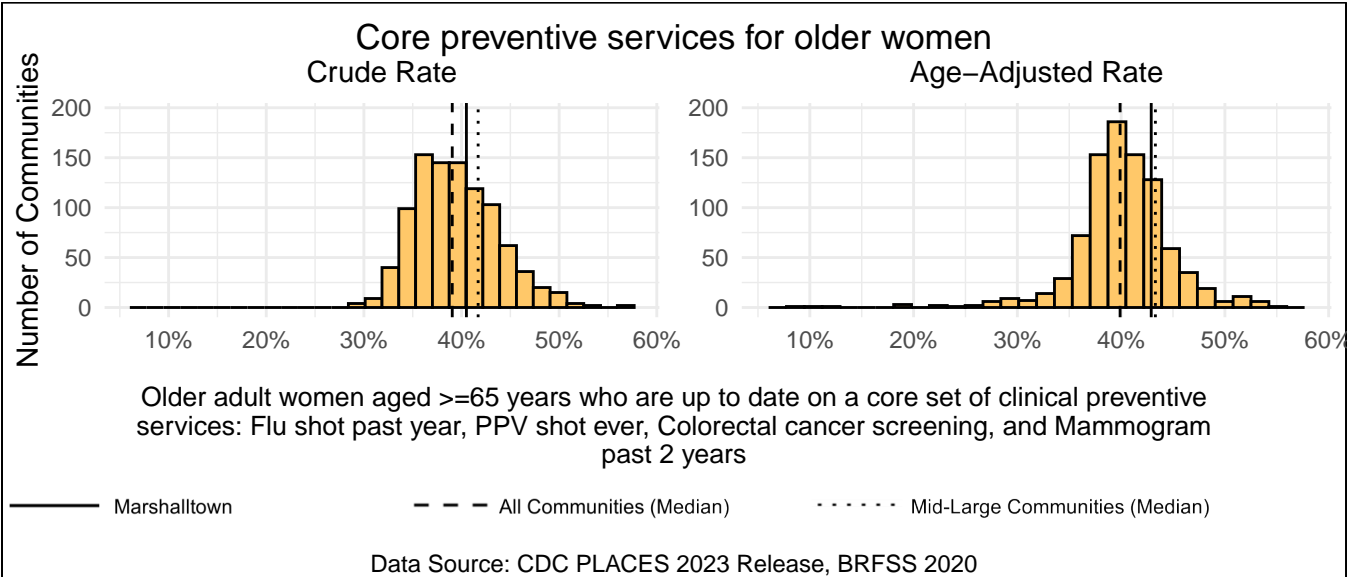




### Core preventive services for older women

Marshalltown has a crude rate of 40.5% for older adult women aged  $\geq 65$  years who are up to date on a core set of clinical preventive services: flu shot past year, ppv shot ever, colorectal cancer screening, and mammogram past 2 years, which ranks 360th out of 958 Iowa communities (17th out of 31 mid-large communities). The age-adjusted rate for Marshalltown is 42.9%, which ranks 204th out of 905 Iowa communities (17th out of 31 mid-large communities).

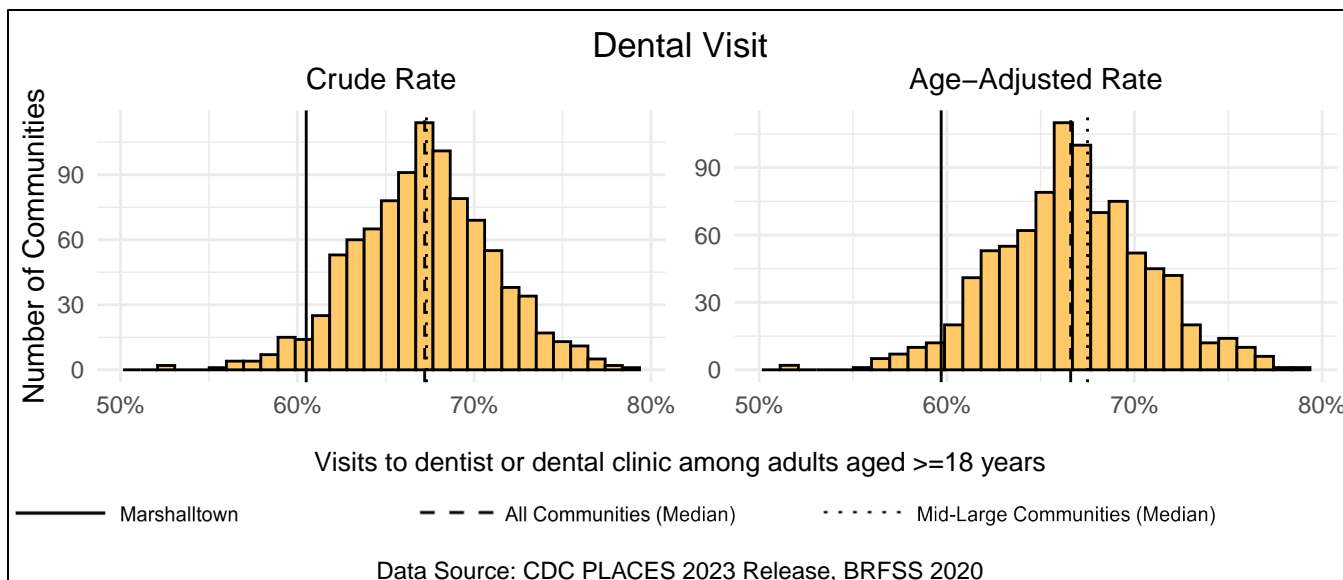
Measure Type	Marshalltown	All Mid-Large	
		Comm.	Comm.
Crude	40.5%	39.0%	41.7%
Age-Adjusted	42.9%	39.9%	43.3%



### Dental Visit

Marshalltown has a crude rate of 60.5% for visits to dentist or dental clinic among adults aged  $\geq 18$  years, which ranks 916th out of 958 Iowa communities (27th out of 31 mid-large communities). The age-adjusted rate for Marshalltown is 59.7%, which ranks 869th out of 905 Iowa communities (27th out of 31 mid-large communities).

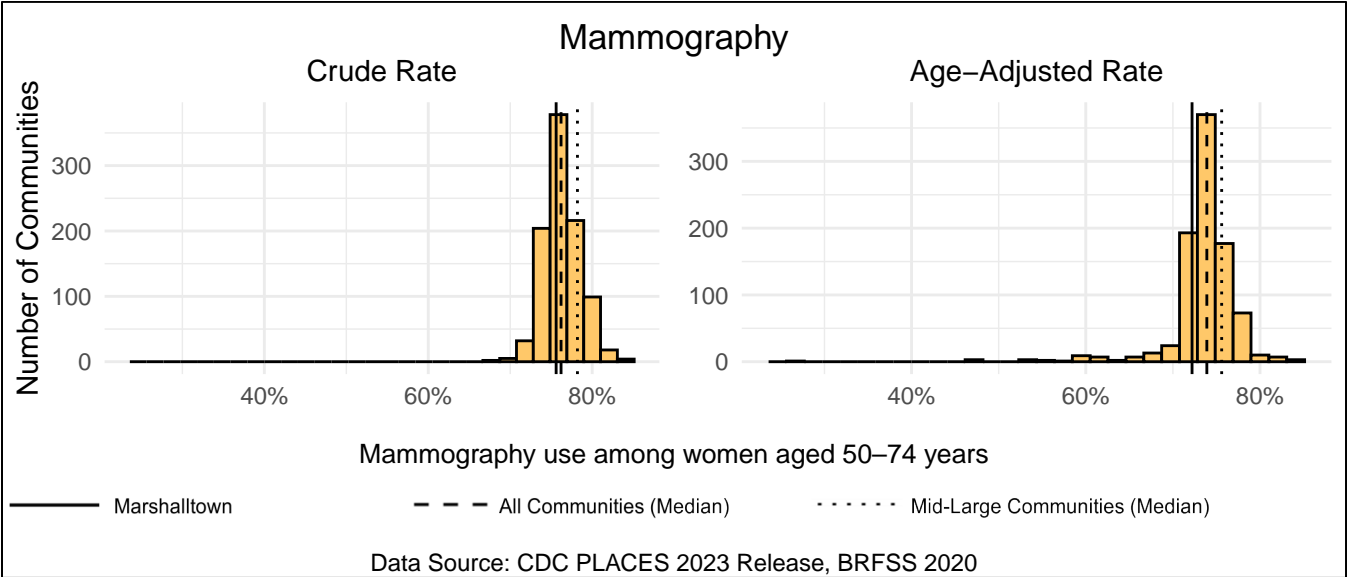
Measure Type	Marshalltown	All Mid-Large	
		Comm.	Comm.
Crude	60.5%	67.2%	67.3%
Age-Adjusted	59.7%	66.6%	67.5%



# Mammography

Marshalltown has a crude rate of 75.6% for mammography use among women aged 50–74 years, which ranks 585th out of 958 Iowa communities (27th out of 31 mid-large communities). The age-adjusted rate for Marshalltown is 72.2%, which ranks 714th out of 905 Iowa communities (27th out of 31 mid-large communities).

Measure Type	Marshalltown	All Comm.	Mid-Large Comm.
Crude	75.6%	76.2%	78.2%
Age-Adjusted	72.2%	73.9%	75.6%



# Disability

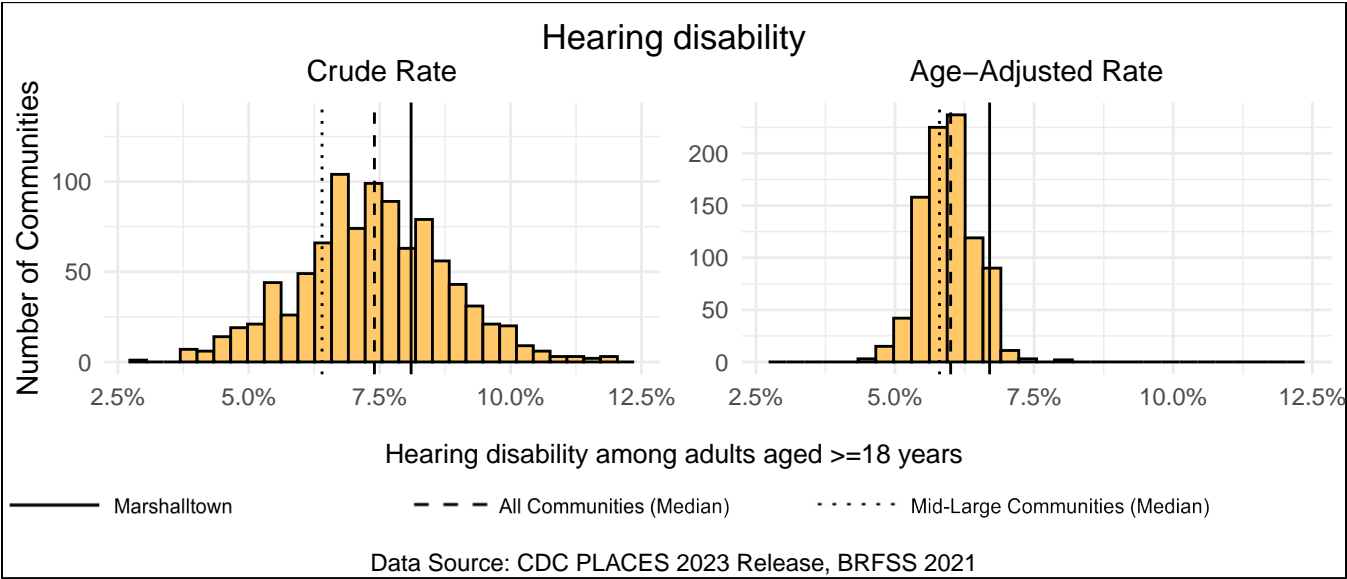
This section includes measures of physical and cognitive disabilities. Respondents were asked to report on six disabilities: hearing, vision, cognition, mobility, self-care, and independent living. The final measure reports the rate of respondents that answered yes to any of the previous six disabilities. The link below includes more information about each variable.

<https://www.cdc.gov/places/measure-definitions/unhealthy-behaviors/index.html>

## Hearing disability

Marshalltown has a crude rate of 8.1% for hearing disability among adults aged  $\geq 18$  years, which ranks 666th out of 958 Iowa communities (31st out of 31 mid-large communities). The age-adjusted rate for Marshalltown is 6.7%, which ranks 838th out of 905 Iowa communities (29th out of 31 mid-large communities).

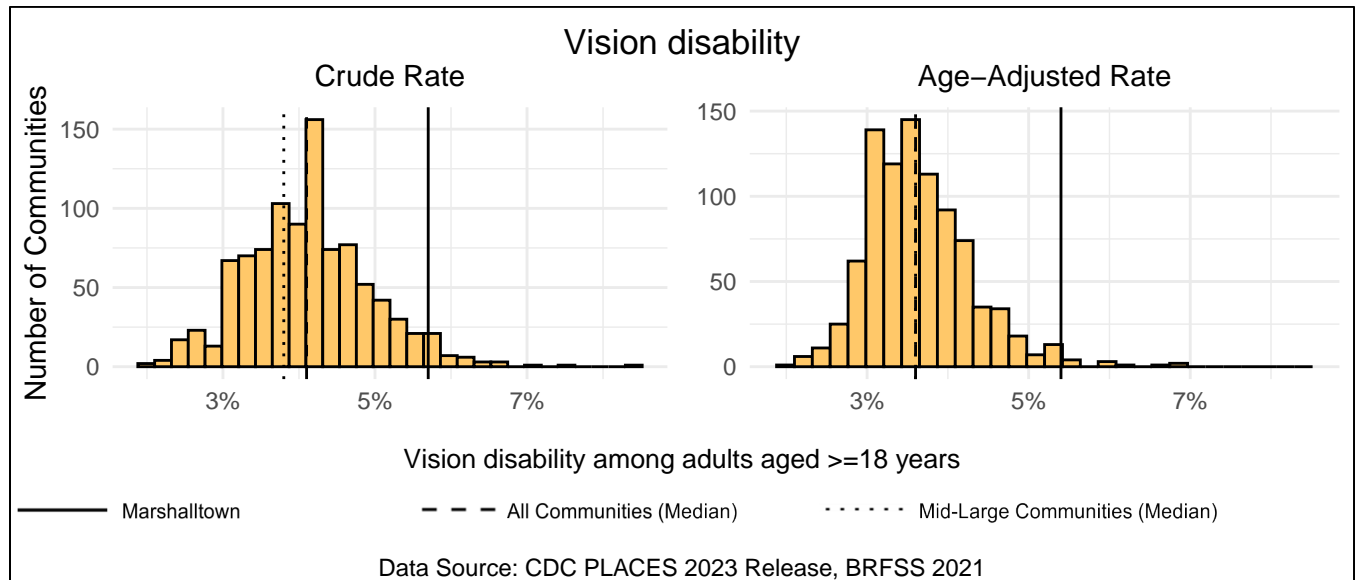
Measure Type	Marshalltown	All Comm.	Mid-Large Comm.
Crude	8.1%	7.4%	6.4%
Age-Adjusted	6.7%	6.0%	5.8%



## Vision disability

Marshalltown has a crude rate of 5.7% for vision disability among adults aged  $\geq 18$  years, which ranks 916th out of 958 Iowa communities (29th out of 31 mid-large communities). The age-adjusted rate for Marshalltown is 5.4%, which ranks 891st out of 905 Iowa communities (29th out of 31 mid-large communities).

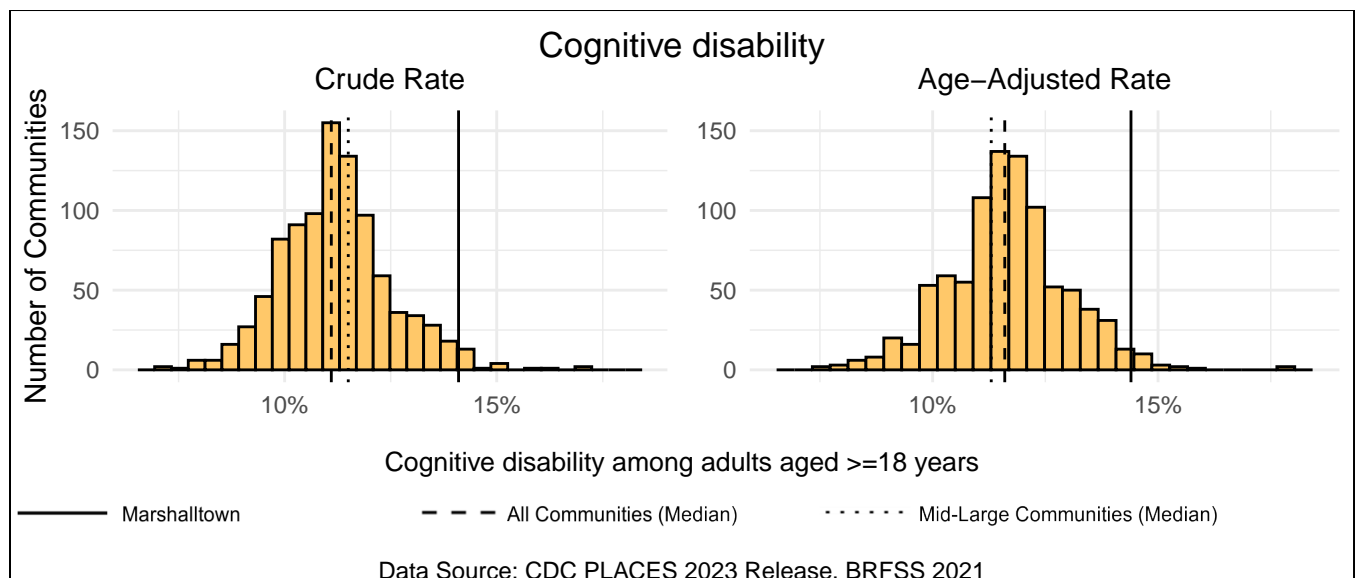
Measure Type	Marshalltown	All Comm.	Mid-Large Comm.
Crude	5.7%	4.1%	3.8%
Age-Adjusted	5.4%	3.6%	3.6%



## Cognitive disability

Marshalltown has a crude rate of 14.1% for cognitive disability among adults aged  $\geq 18$  years, which ranks 937th out of 958 Iowa communities (29th out of 31 mid-large communities). The age-adjusted rate for Marshalltown is 14.4%, which ranks 884th out of 905 Iowa communities (29th out of 31 mid-large communities).

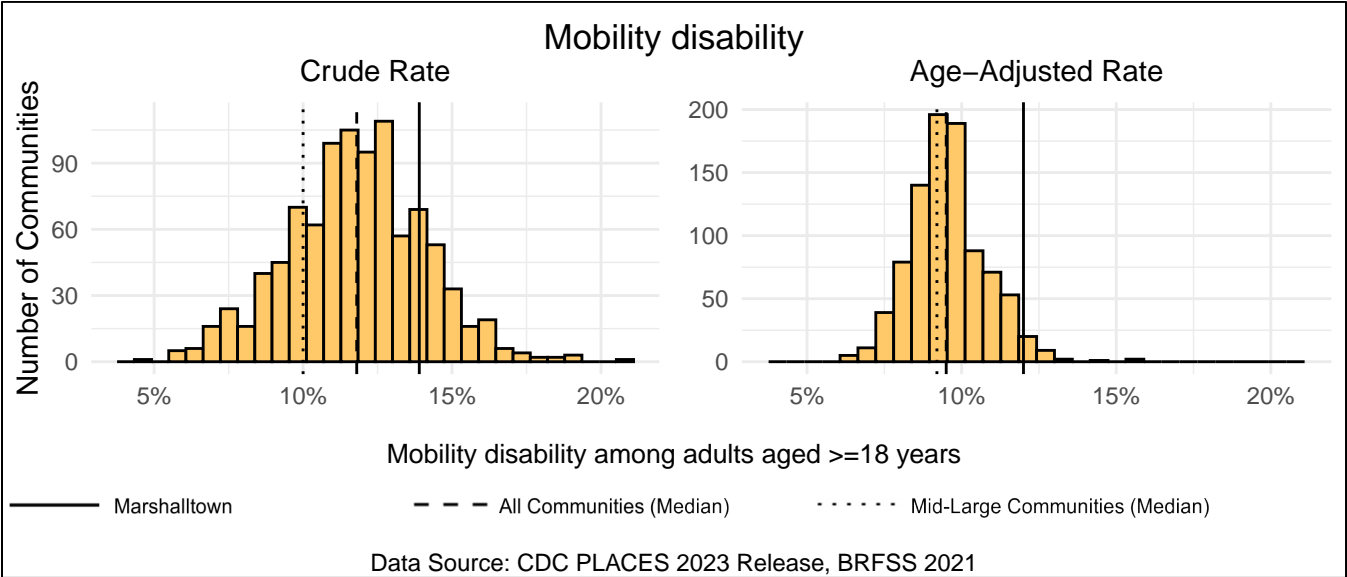
Measure Type	Marshalltown	All Comm.	Mid-Large Comm.
Crude	14.1%	11.1%	11.5%
Age-Adjusted	14.4%	11.6%	11.3%



# Mobility disability

Marshalltown has a crude rate of 13.9% for mobility disability among adults aged  $\geq 18$  years, which ranks 788th out of 958 Iowa communities (29th out of 31 mid-large communities). The age-adjusted rate for Marshalltown is 12.0%, which ranks 878th out of 905 Iowa communities (29th out of 31 mid-large communities).

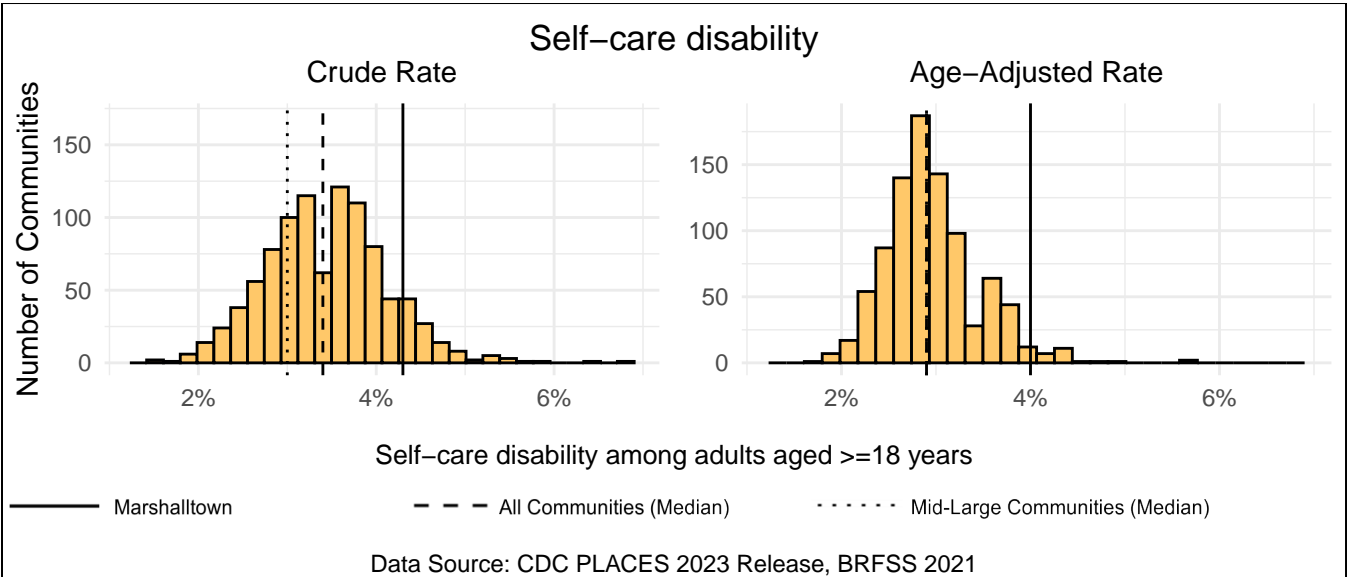
Measure Type	Marshalltown	All Comm.	Mid-Large Comm.
Crude	13.9%	11.8%	10.0%
Age-Adjusted	12.0%	9.5%	9.2%



# Self-care disability

Marshalltown has a crude rate of 4.3% for self-care disability among adults aged  $\geq 18$  years, which ranks 852nd out of 958 Iowa communities (28th out of 31 mid-large communities). The age-adjusted rate for Marshalltown is 4.0%, which ranks 873rd out of 905 Iowa communities (27th out of 31 mid-large communities).

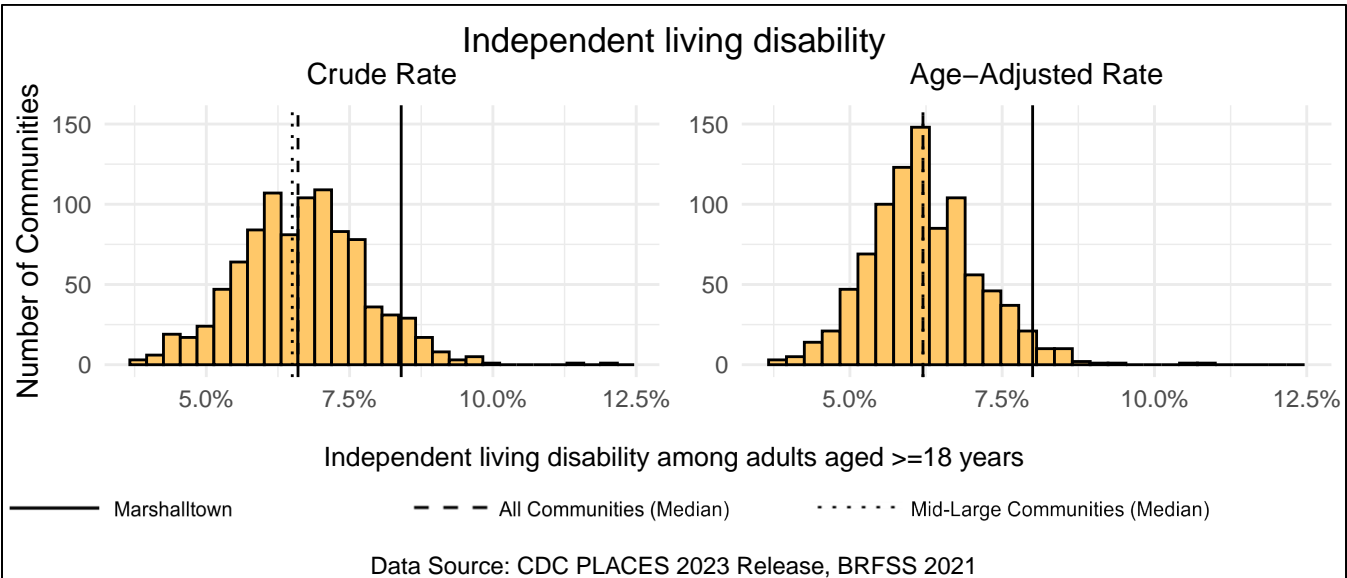
Measure Type	Marshalltown	All Comm.	Mid-Large Comm.
Crude	4.3%	3.4%	3.0%
Age-Adjusted	4.0%	2.9%	2.9%



### Independent living disability

Marshalltown has a crude rate of 8.4% for independent living disability among adults aged  $\geq 18$  years, which ranks 894th out of 958 Iowa communities (28th out of 31 mid-large communities). The age-adjusted rate for Marshalltown is 8.0%, which ranks 877th out of 905 Iowa communities (28th out of 31 mid-large communities).

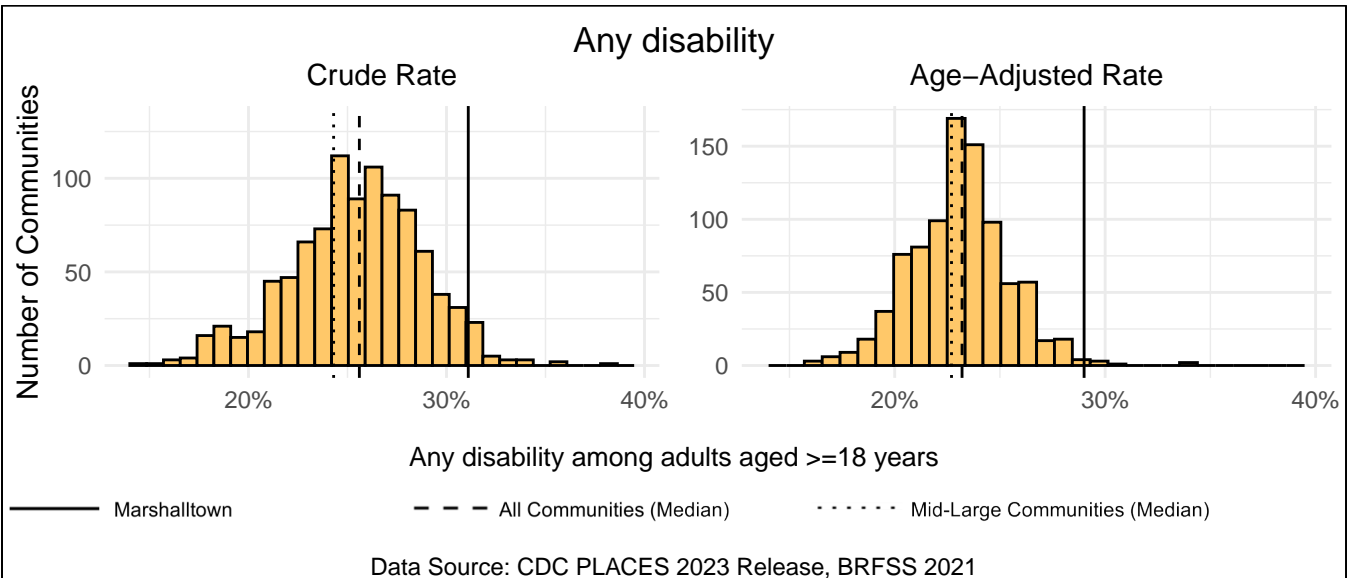
Measure Type	Marshalltown	All Comm.	Mid-Large Comm.
Crude	8.4%	6.6%	6.5%
Age-Adjusted	8.0%	6.2%	6.2%



### Any disability

Marshalltown has a crude rate of 31.1% for any disability among adults aged  $\geq 18$  years, which ranks 925th out of 958 Iowa communities (31st out of 31 mid-large communities). The age-adjusted rate for Marshalltown is 29.0%, which ranks 897th out of 905 Iowa communities (31st out of 31 mid-large communities).

Measure Type	Marshalltown	All Comm.	Mid-Large Comm.
Crude	31.1%	25.6%	24.3%
Age-Adjusted	29.0%	23.2%	22.7%



---

## Appendix 1: CDC PLACES Data

This report uses a novel dataset from the Centers for Disease Control and Prevention (CDC) called PLACES: Local Data for Better Health. The PLACES dataset uses small area estimation methods to provide estimates of health measures for counties, places, census tracts, and zip code tabulation areas. The estimates are created with a multilevel statistical modeling framework that utilizes CDC's Behavioral Risk Factor Surveillance System (BRFSS), Census population counts, and American Community Survey demographic and socioeconomic data.

Relevant links for CDC PLACES can be found below:

- [PLACES Homepage](#)
- [Measure Definitions](#)
- [Methodology](#)





## Appendix 2: Marshalltown PLACES Data

Category	Health Domain	Crude Rate Rank	Crude Rate (95% CI)	Age-Adj. Rate Rank	Age-Adj. Rate (95% CI)
Health Status	Mental Health	943	16.8% (14.6% - 19.1%)	888	17.6% (15.3% - 20.1%)
Health Status	General Health	935	18.9% (16.5% - 21.4%)	897	18.0% (15.7% - 20.4%)
Health Status	Physical Health	858	12.3% (10.7% - 14.2%)	880	11.6% (10.1% - 13.3%)
Health Risk Behaviors	Binge Drinking	203	17.9% (15.1% - 21.1%)	16	19.4% (16.4% - 22.9%)
Health Risk Behaviors	Current Smoking	869	19.5% (16.6% - 22.5%)	846	20.7% (17.6% - 23.9%)
Health Risk Behaviors	Physical Inactivity	840	29.5% (25.6% - 33.6%)	850	28.6% (24.8% - 32.8%)
Health Risk Behaviors	Sleep <7 hours	630	31.0% (30.5% - 31.6%)	679	32.1% (31.5% - 32.6%)
Health Outcomes	Obesity	467	37.6% (32.8% - 42.6%)	615	38.6% (33.7% - 43.9%)
Health Outcomes	Coronary Heart Disease	569	6.8% (5.9% - 7.7%)	759	5.5% (4.8% - 6.2%)
Health Outcomes	Current Asthma	898	10.0% (8.7% - 11.5%)	831	10.1% (8.8% - 11.6%)
Health Outcomes	Stroke	648	3.6% (3.2% - 4.0%)	835	3.0% (2.7% - 3.3%)
Health Outcomes	Depression	949	22.2% (19.0% - 25.8%)	899	23.0% (19.7% - 26.7%)
Health Outcomes	Chronic Kidney Disease	619	3.4% (3.1% - 3.8%)	858	2.9% (2.6% - 3.2%)
Health Outcomes	High Cholesterol	606	37.2% (33.7% - 40.9%)	872	31.6% (27.9% - 35.5%)
Health Outcomes	Cancer (except skin)	360	7.7% (6.9% - 8.5%)	16	6.3% (5.7% - 7.0%)
Health Outcomes	High Blood Pressure	440	31.8% (28.5% - 35.3%)	696	28.4% (25.3% - 31.8%)
Health Outcomes	COPD	721	8.3% (7.0% - 9.6%)	809	7.3% (6.3% - 8.5%)
Health Outcomes	All Teeth Lost	861	16.0% (13.0% - 19.2%)	809	15.6% (12.9% - 18.5%)
Health Outcomes	Arthritis	648	29.4% (26.3% - 32.8%)	896	25.9% (23.0% - 29.0%)
Health Outcomes	Diabetes	736	11.2% (9.6% - 12.9%)	870	9.9% (8.5% - 11.5%)
Prevention	Colorectal Cancer Screening	919	67.1% (65.7% - 68.5%)	897	66.5% (65.0% - 67.9%)
Prevention	Taking BP Medication	570	78.9% (75.7% - 81.9%)	157	59.7% (54.7% - 64.6%)
Prevention	Core preventive services for older men	108	48.8% (44.8% - 52.8%)	75	49.4% (45.4% - 53.3%)
Prevention	Health Insurance	947	13.7% (11.6% - 15.9%)	895	14.4% (12.1% - 16.8%)
Prevention	Mammography	585	75.6% (73.7% - 77.4%)	714	72.2% (70.3% - 74.1%)
Prevention	Cholesterol Screening	843	79.7% (76.6% - 82.5%)	762	77.8% (74.4% - 80.9%)

Category	Health Domain	Crude Rate Rank	Crude Rate (95% CI)	Age-Adj. Rate Rank	Age-Adj. Rate (95% CI)
Prevention	Cervical Cancer Screening	889	80.7% (79.5% - 81.7%)	795	81.3% (80.3% - 82.3%)
Prevention	Annual Checkup	273	76.2% (72.3% - 80.0%)	55	74.3% (70.2% - 78.3%)
Prevention	Dental Visit	916	60.5% (59.0% - 62.2%)	869	59.7% (58.2% - 61.3%)
Prevention	Core preventive services for older women	360	40.5% (36.7% - 44.2%)	204	42.9% (39.3% - 46.6%)
Disability	Cognitive Disability	937	14.1% (12.2% - 16.1%)	884	14.4% (12.5% - 16.4%)
Disability	Any Disability	925	31.1% (27.5% - 34.8%)	897	29.0% (25.4% - 32.6%)
Disability	Vision Disability	916	5.7% (5.1% - 6.5%)	891	5.4% (4.7% - 6.0%)
Disability	Hearing Disability	666	8.1% (7.1% - 9.1%)	838	6.7% (5.9% - 7.6%)
Disability	Independent Living Disability	894	8.4% (7.3% - 9.5%)	877	8.0% (6.9% - 9.0%)
Disability	Self-care Disability	852	4.3% (3.8% - 4.8%)	873	4.0% (3.5% - 4.4%)
Disability	Mobility Disability	788	13.9% (12.0% - 15.9%)	878	12.0% (10.4% - 13.8%)

The 95% confidence interval shown in parentheses represents the range of 95% of CDC area estimates under different model assumptions using Monte Carlo simulations.

---

## Appendix 3: Mid-Large Communities (10,000-49,999)

Marshalltown falls into the group of mid-large communities, which have a population of 10,000-49,999. In this data, 31 communities have a population in this range. The table below lists all communities in that group, sorted by the population estimate in the CDC PLACES dataset.

Community	Population	Community	Population
Urbandale	45,591	Pleasant Hill	10,456
Marion	41,401	Waverly	10,399
Cedar Falls	40,686	Fort Madison	10,293
Bettendorf	38,997	Carroll	10,270
Marshalltown	27,511		
Mason City	27,271		
Ottumwa	25,359		
Waukee	25,045		
Fort Dodge	24,850		
Clinton	24,524		
Burlington	23,976		
Johnston	23,856		
Muscatine	23,671		
Coralville	22,494		
North Liberty	20,393		
Altoona	20,017		
Clive	18,576		
Indianola	15,845		
Newton	15,692		
Grimes	15,402		
Norwalk	13,057		
Boone	12,482		
Oskaloosa	11,492		
Spencer	11,351		
Storm Lake	11,194		
Pella	10,556		
Le Mars	10,549		