



## Iowa Community Health Snapshot Series

*275 community reports prepared for the Iowa State University  
Extension and Outreach Community and Economic  
Development Unit*



*May 2024*

*By Matthew Voss & Shawn Dorius*

---

*This project was supported by funding from Iowa State University's Extension and Outreach Community and Economic Development Unit via an award from Iowa State University's Presidential Strategic Initiative Plan 2022-2031.*

# Iowa Community Health Snapshot Series

## Table of contents

<b>Health in Marengo: Overview</b>	<b>3</b>
Strengths . . . . .	3
Opportunities . . . . .	4
How to Use this Report . . . . .	5
Using Ames, IA as an Example . . . . .	6
<b>Health Status</b>	<b>7</b>
Poor General Health . . . . .	7
Poor Physical Health . . . . .	8
Poor Mental Health . . . . .	8
<b>Health Risk Behaviors</b>	<b>9</b>
Binge Drinking . . . . .	9
Current Smoking . . . . .	10
Physical Inactivity . . . . .	10
Sleep <7 hours . . . . .	11
<b>Health Outcomes</b>	<b>12</b>
Arthritis . . . . .	12
High Blood Pressure . . . . .	13
Cancer (except skin) . . . . .	13
Current Asthma . . . . .	14
Coronary Heart Disease . . . . .	14
COPD . . . . .	15
Depression . . . . .	15
Diabetes . . . . .	16
High Cholesterol . . . . .	16
Chronic Kidney Disease . . . . .	17
Obesity . . . . .	17
Stroke . . . . .	18
All Teeth Lost . . . . .	18
<b>Prevention</b>	<b>19</b>
Lack of Health Insurance . . . . .	19
Taking BP Medication . . . . .	20
Cervical Cancer Screening . . . . .	20
Annual Checkup . . . . .	21
Cholesterol Screening . . . . .	21

---

Colorectal Cancer Screening . . . . .	22
Core preventive services for older men . . . . .	22
Core preventive services for older women . . . . .	24
Dental Visit . . . . .	24
Mammography . . . . .	26
<b>Disability</b>	<b>27</b>
Hearing disability . . . . .	27
Vision disability . . . . .	28
Cognitive disability . . . . .	28
Mobility disability . . . . .	29
Self-care disability . . . . .	29
Independent living disability . . . . .	30
Any disability . . . . .	30
<b>Appendix 1: CDC PLACES Data</b>	<b>31</b>
<b>Appendix 2: Marengo PLACES Data</b>	<b>32</b>
<b>Appendix 3: Midsized Communities (2,500-9,999)</b>	<b>34</b>

# Health in Marengo: Overview

Dear Community Members & Stakeholders of Marengo,

We are pleased to share the Iowa Community Health Snapshot series, a set of reports designed in partnership with Iowa State University’s Community Economic Development to assess the overall landscape of health and well-being across Iowa. The following pages include the health snapshot for your community. The snapshot can be used to see how Marengo ranks across various health measures compared to the rest of the state and similarly-sized communities. This comparison allows us to identify Marengo’s strengths and opportunities for growth by leveraging the Centers for Disease Control and Prevention PLACES dataset.

The report includes 37 health measures organized topically by general health status, risky behavior, health outcomes, prevention, and disability. We provide a general overview of each health topic, followed by a description of each health measure. Health measure descriptions include crude and age-adjusted rates and a ranking that tells you how your community ranks compared to all Iowa communities and communities of similar size to Marengo. Crude rates tell you the raw, un-adjusted percent of the population experiencing the health measure. Age-adjusted rates account for the age distribution present in your community and presents what the rate would be if your community had a standard age distribution. Crude rates can provide a general comparison between communities and age-adjusted rates can give a fairer comparison between communities with different age structures.

## Strengths

Take a look at the top strengths of your community! Below are unadjusted and age-adjusted health measures that represent your community’s strengths. We recommend using continued investment in these areas to maintain them as strengths, as well as building on them to improve in other health domains.

Crude			Age-Adjusted		
Health Domain	Statewide Community Rank	Midsized Community Rank	Health Domain	Statewide Community Rank	Midsized Community Rank
High Cholesterol	271st	37th	Cancer (except skin)	74th	11th
Binge Drinking	388th	44th	High Cholesterol	83rd	12th
Diabetes	397th	48th	Binge Drinking	300th	53rd
Cholesterol Screening	433rd	32nd	Coronary Heart Disease	324th	43rd
Self-care Disability	435th	45th	Cholesterol Screening	341st	41st

## Opportunities

Below are health measures that represent potential areas for growth in your community. We recommend increasing investment in these areas to support community health and well-being.

Crude			Age-Adjusted		
Health Domain	Statewide Community Rank	Midsized Community Rank	Health Domain	Statewide Community Rank	Midsized Community Rank
Core preventive services for older men	787th	74th	Depression	758th	83rd
Core preventive services for older women	785th	78th	Annual Checkup	746th	88th
Depression	730th	69th	Core preventive services for older men	707th	76th
Physical Inactivity	686th	65th	Colorectal Cancer Screening	671st	70th
Health Insurance	674th	59th	Core preventive services for older women	667th	78th

Please review the rest of the report to learn more about your community and reach out to us with questions about the report or for recommendations to improve the overall health and well-being in Marengo.

Sincerely,



*Shawn F. Dorius, PhD*  
*Iowa State University*  
*Public Science Collaborative*



**IOWA STATE UNIVERSITY**  
Extension and Outreach  
Community and Economic Development

This project was supported by funding from Iowa State University's Extension and Outreach Community and Economic Development Unit, via an award from Iowa State University's Presidential Strategic Initiative Plan 2022-2031.

---

## How to Use this Report

The purpose of the Iowa Community Health Snapshot Series is to provide an overview of health in Marengo that can be used to help inform health-related interventions and programming. This report contains five sections, including the overall health status of Marengo, a review of risky behaviors in the community, and information on various health outcomes, prevention measures, and disability needs. Each section includes an overview of the health domain, a breakdown of its underlying health measures, and data to see how Marengo compares to the rest of the state and similarly-sized communities.

With a population of 2,812, Marengo’s similarly sized communities are defined as midsized communities. In Iowa, midsized communities have an average population of 4,787, and there are 102 communities that are considered midsized communities. To see all of the communities in this population group, please see Appendix 3 of this report.

Group	Population Range	Number of Communities
Large	50,000+	11
Mid-Large	10,000-49,999	31
Midsized	2,500-9,999	102
Small	1,000-2,499	138
Very Small	0-999	676
Total		958

Using Ames, IA as an Example

The graphic below is an example of the details included for each health measure. The table in the upper right shows your community’s crude and age-adjusted rate estimates alongside their averages across all Iowa communities and similarly-sized communities. The images below show the distribution of the health measure across communities. The vertical lines correspond with the values in the table to show the estimate for the specific community compared to communities across the state. The solid black line in each plot represents the community rate, with the dashed lines indicating the average rate for all Iowa communities and the dotted lines showing the average rate for similarly-sized communities.



# Health Status

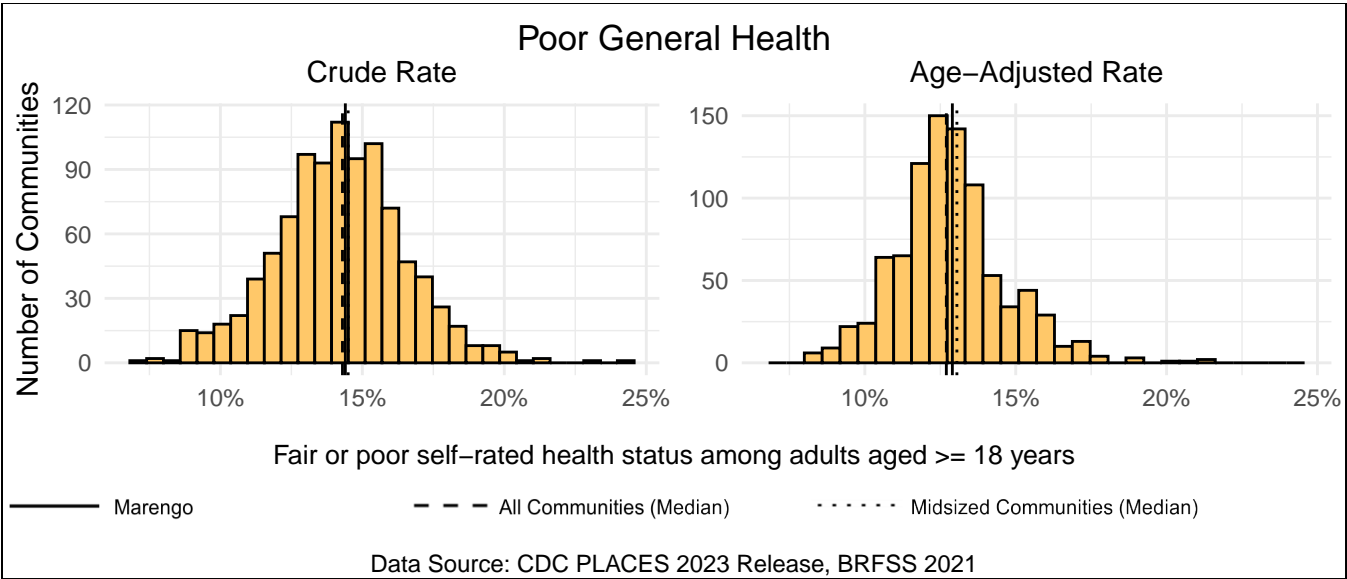
This section reflects measures for overall health, including general, physical, and mental health. These measures are a valuable way to see a simple summary of the health of a country’s population. The questions to calculate these measures ask respondents to evaluate their health status. General health is evaluated on a 5-point scale where respondents can report their health status as one of “excellent,” “very good,” “good,” “fair,” or “poor,” from which the respondents who answer “fair” or “poor” are included in the measure. Physical and mental health are evaluated as the rate of respondents who say they have had 14 or more days in the last 30 days in which their physical or mental health was not good. The URL below includes more information about each variable.

<https://www.cdc.gov/places/measure-definitions/health-status/index.html>

## Poor General Health

Marengo has a crude rate of 14.4% for fair or poor self-rated health status among adults aged >= 18 years, which ranks 493rd out of 958 Iowa communities (48th out of 102 midsize communities). The age-adjusted rate for Marengo is 12.9%, which ranks 482nd out of 905 Iowa communities (46th out of 102 midsize communities).

Measure Type	Marengo	All Comm.	Midsized Comm.
Crude	14.4%	14.3%	14.5%
Age-Adjusted	12.9%	12.7%	13.0%

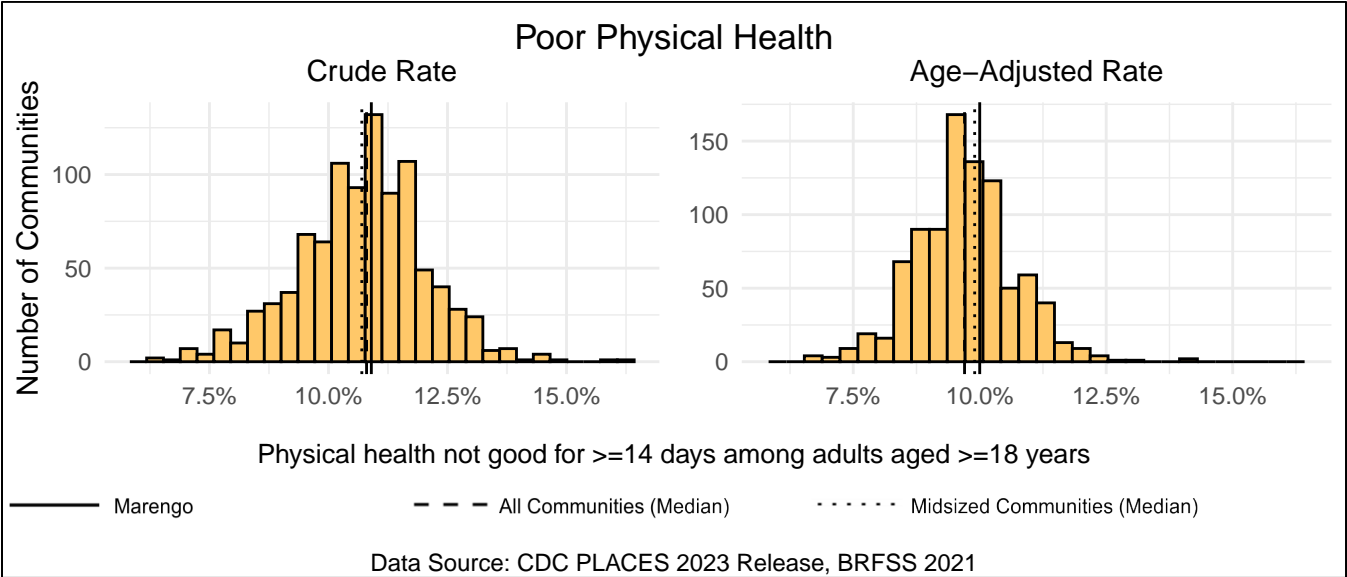




## Poor Physical Health

Marengo has a crude rate of 10.9% for physical health not good for  $\geq 14$  days among adults aged  $\geq 18$  years, which ranks 493rd out of 958 Iowa communities (56th out of 102 mid-sized communities). The age-adjusted rate for Marengo is 10.0%, which ranks 559th out of 905 Iowa communities (57th out of 102 mid-sized communities).

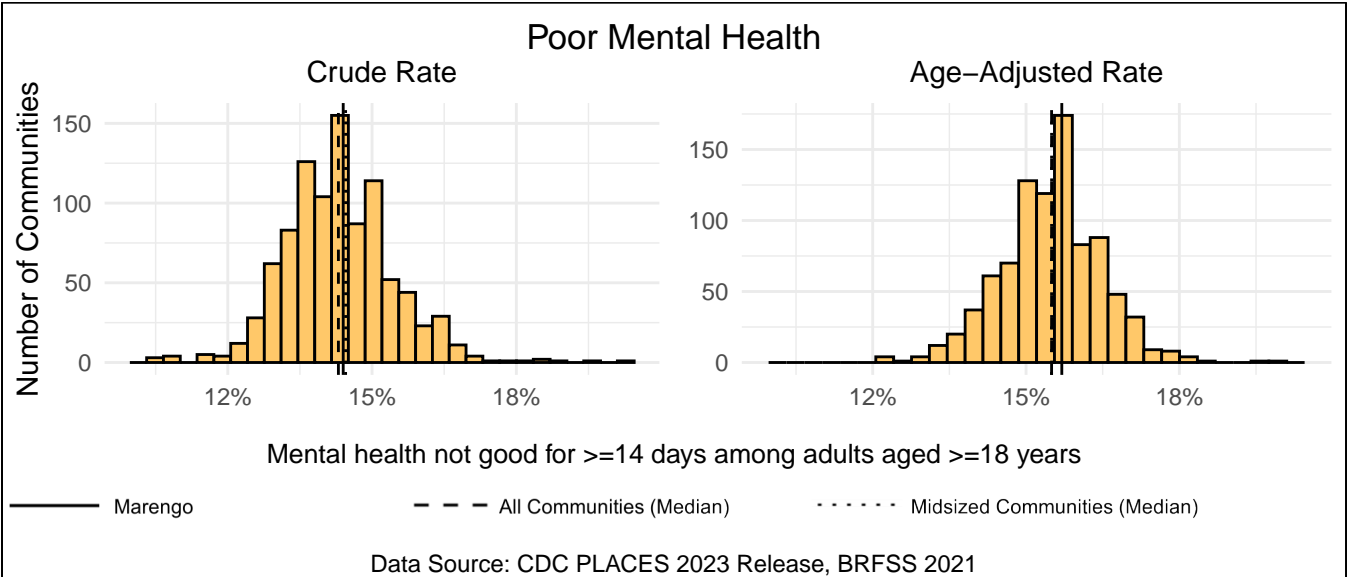
Measure Type	Marengo	All Comm.	Midsized Comm.
Crude	10.9%	10.8%	10.7%
Age-Adjusted	10.0%	9.7%	9.9%



## Poor Mental Health

Marengo has a crude rate of 14.4% for mental health not good for  $\geq 14$  days among adults aged  $\geq 18$  years, which ranks 514th out of 958 Iowa communities (48th out of 102 mid-sized communities). The age-adjusted rate for Marengo is 15.7%, which ranks 516th out of 905 Iowa communities (59th out of 102 mid-sized communities).

Measure Type	Marengo	All Comm.	Midsized Comm.
Crude	14.4%	14.3%	14.4%
Age-Adjusted	15.7%	15.5%	15.5%



# Health Risk Behaviors

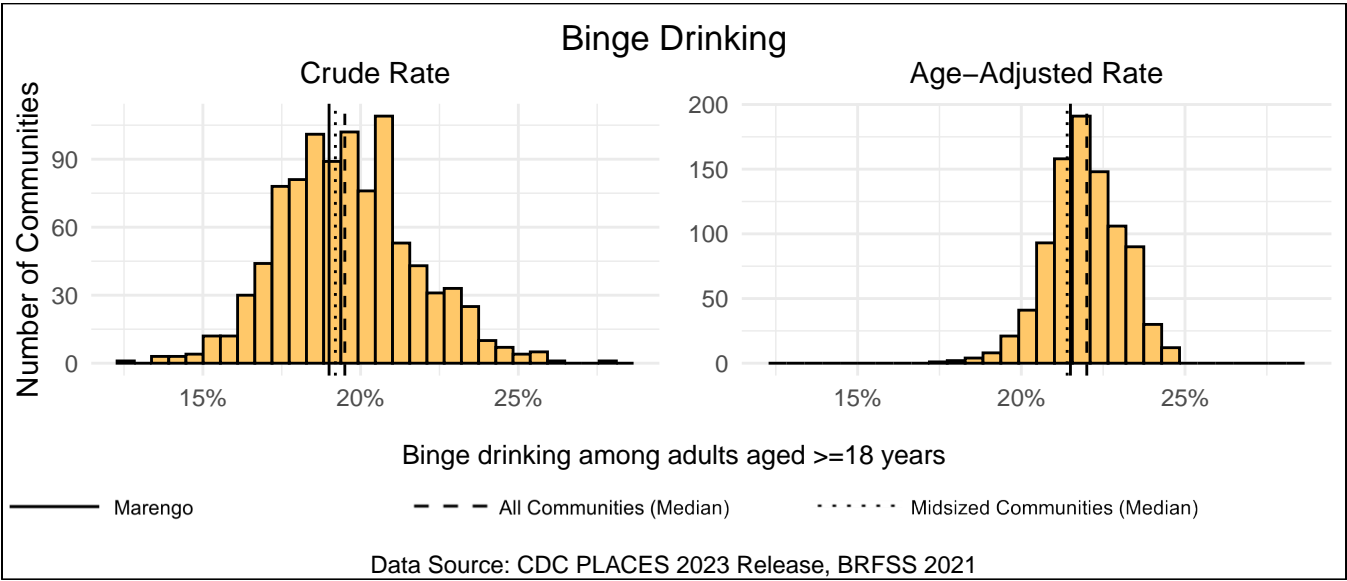
Health risk measures are measures of individual behaviors that can lead to poor health outcomes. These include binge drinking, current smoking, physical inactivity, and getting less than seven hours of nightly sleep. Risk behaviors are the most critical intervention points as they can help save lives and drastically improve health outcomes later in life. Each measure is calculated as the rate of respondents participating in a high level of risk behavior. The exact cutoff points for the behavior depend on the health area. The link below includes more information about each variable.

<https://www.cdc.gov/places/measure-definitions/unhealthy-behaviors/index.html>

## Binge Drinking

Marengo has a crude rate of 19.0% for binge drinking among adults aged  $\geq 18$  years, which ranks 388th out of 958 Iowa communities (44th out of 102 midsize communities). The age-adjusted rate for Marengo is 21.5%, which ranks 300th out of 905 Iowa communities (53rd out of 102 midsize communities).

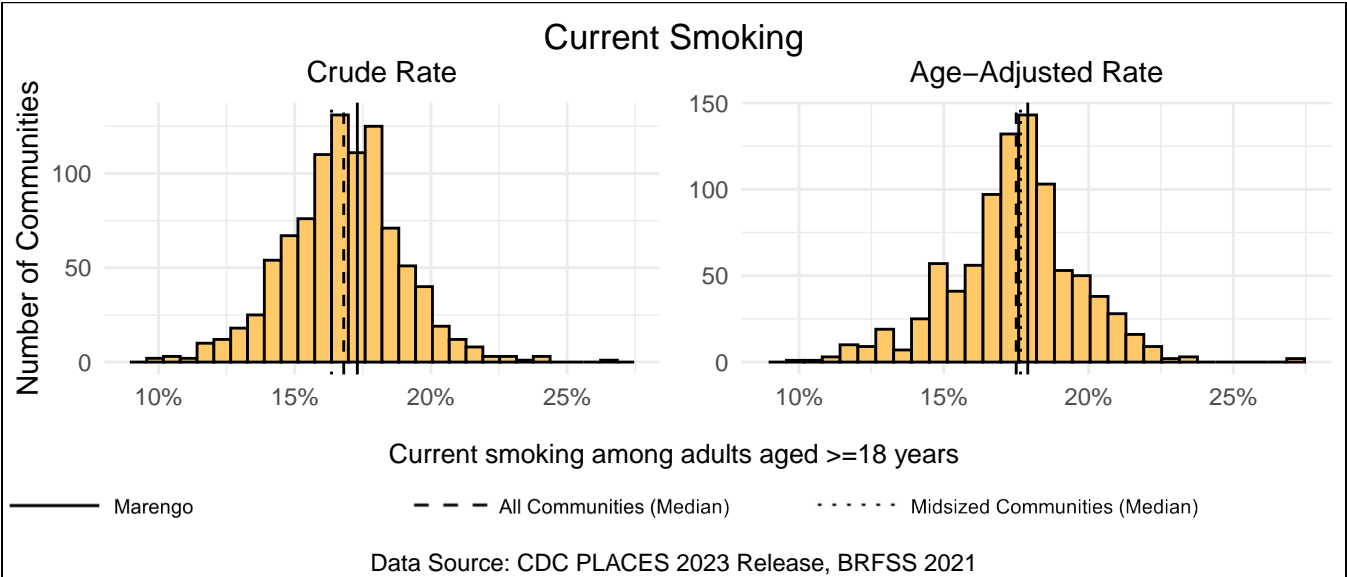
Measure Type	Marengo	All Comm.	Midsized Comm.
Crude	19.0%	19.5%	19.2%
Age-Adjusted	21.5%	22.0%	21.4%



# Current Smoking

Marengo has a crude rate of 17.3% for current smoking among adults aged >=18 years, which ranks 574th out of 958 Iowa communities (67th out of 102 mid-sized communities). The age-adjusted rate for Marengo is 17.9%, which ranks 513th out of 905 Iowa communities (58th out of 102 mid-sized communities).

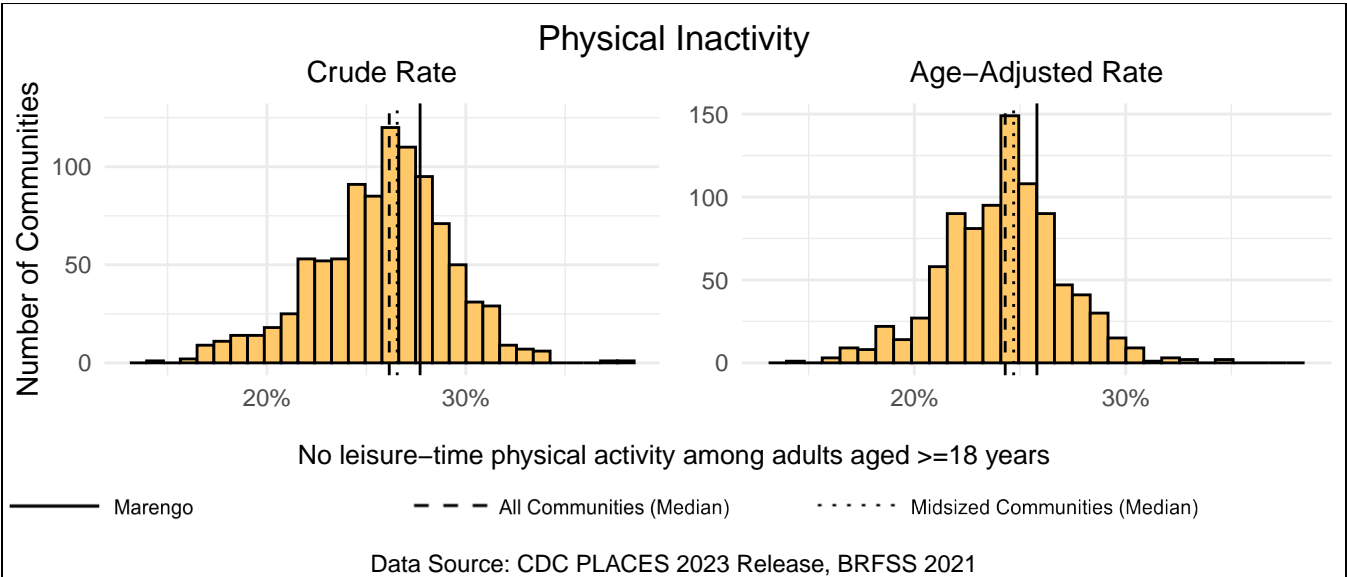
Measure Type	Marengo	All Comm.	Midsized Comm.
Crude	17.3%	16.8%	16.4%
Age-Adjusted	17.9%	17.5%	17.6%



# Physical Inactivity

Marengo has a crude rate of 27.7% for no leisure-time physical activity among adults aged >=18 years, which ranks 686th out of 958 Iowa communities (65th out of 102 mid-sized communities). The age-adjusted rate for Marengo is 25.8%, which ranks 666th out of 905 Iowa communities (67th out of 102 mid-sized communities).

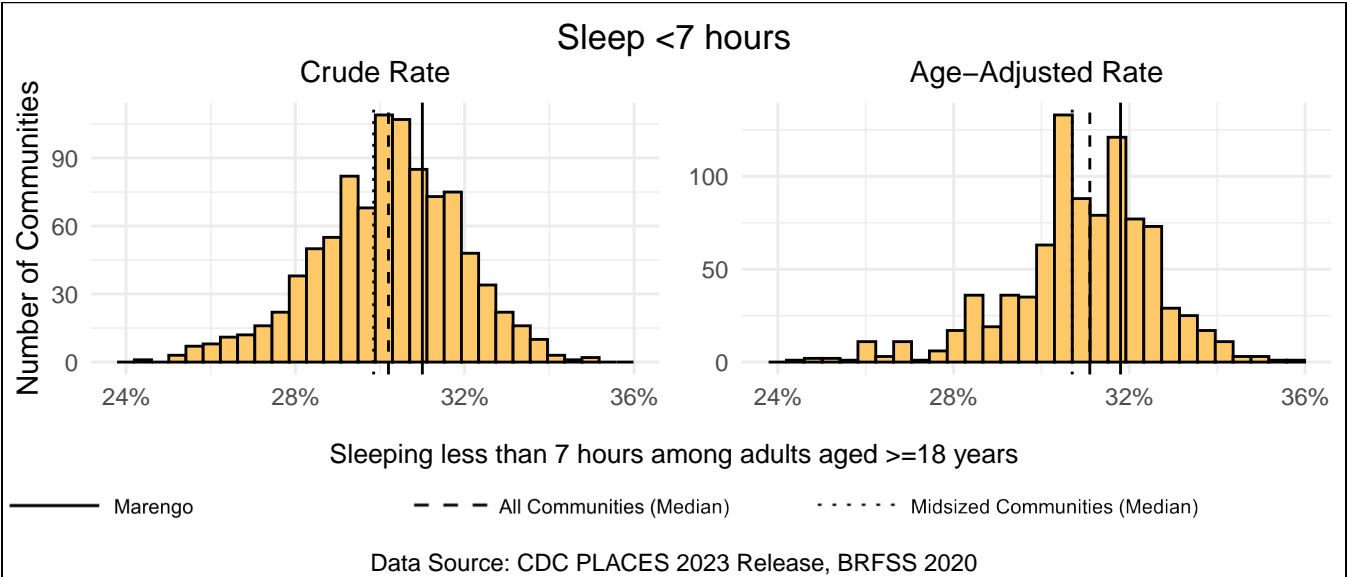
Measure Type	Marengo	All Comm.	Midsized Comm.
Crude	27.7%	26.1%	26.6%
Age-Adjusted	25.8%	24.3%	24.7%



### Sleep <7 hours

Marengo has a crude rate of 31.0% for sleeping less than 7 hours among adults aged  $\geq 18$  years, which ranks 630th out of 958 Iowa communities (72nd out of 102 mid-sized communities). The age-adjusted rate for Marengo is 31.8%, which ranks 613th out of 905 Iowa communities (68th out of 102 mid-sized communities).

Measure Type	Marengo	All Comm.	Midsized Comm.
Crude	31.0%	30.2%	29.8%
Age-Adjusted	31.8%	31.1%	30.7%



# Health Outcomes

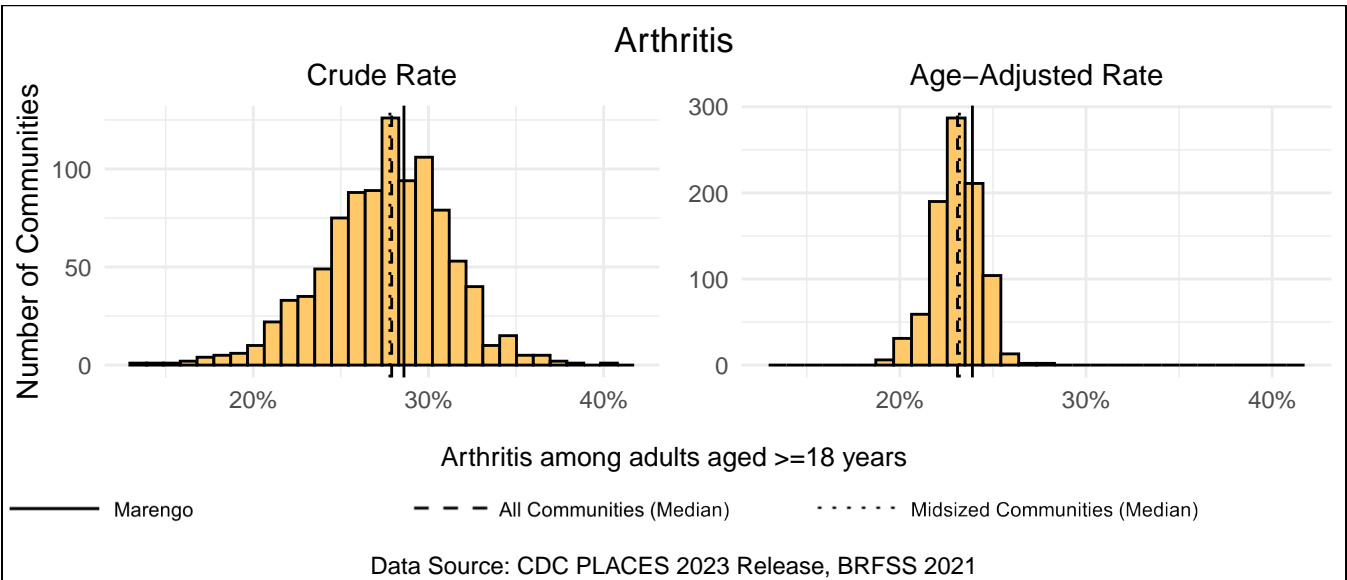
This section includes measures about specific health outcomes such as chronic illness, mental health conditions, and risk factors for future disease. Health outcome measures include but are not limited to arthritis, high blood pressure, cancer, depression, and obesity. Each measure is the percentage of respondents reporting receiving the diagnosis by a doctor, nurse, or other health professional. The link below includes more information about each variable.

<https://www.cdc.gov/places/measure-definitions/health-outcomes/index.html>

## Arthritis

Marengo has a crude rate of 28.6% for arthritis among adults aged  $\geq 18$  years, which ranks 574th out of 958 Iowa communities (67th out of 102 mid-sized communities). The age-adjusted rate for Marengo is 23.9%, which ranks 652nd out of 905 Iowa communities (69th out of 102 mid-sized communities).

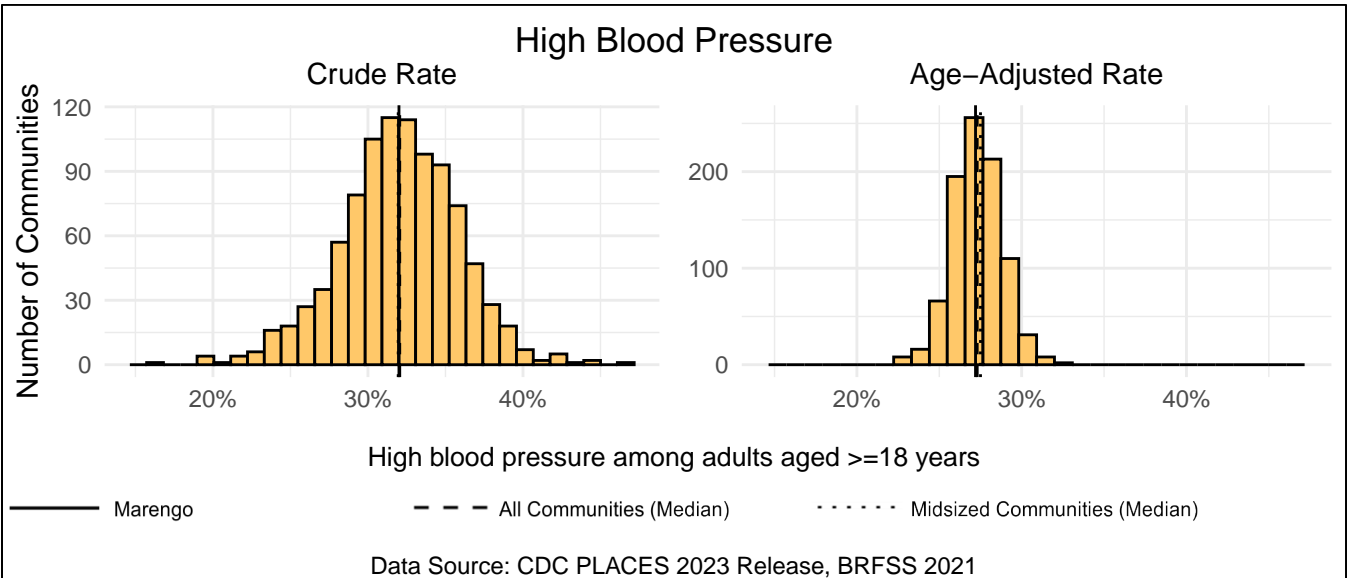
Measure Type	Marengo	All Comm.	Midsized Comm.
Crude	28.6%	27.9%	27.8%
Age-Adjusted	23.9%	23.1%	23.2%



## High Blood Pressure

Marengo has a crude rate of 32.0% for high blood pressure among adults aged  $\geq 18$  years, which ranks 469th out of 958 Iowa communities (52nd out of 102 mid-sized communities). The age-adjusted rate for Marengo is 27.2%, which ranks 412th out of 905 Iowa communities (46th out of 102 mid-sized communities).

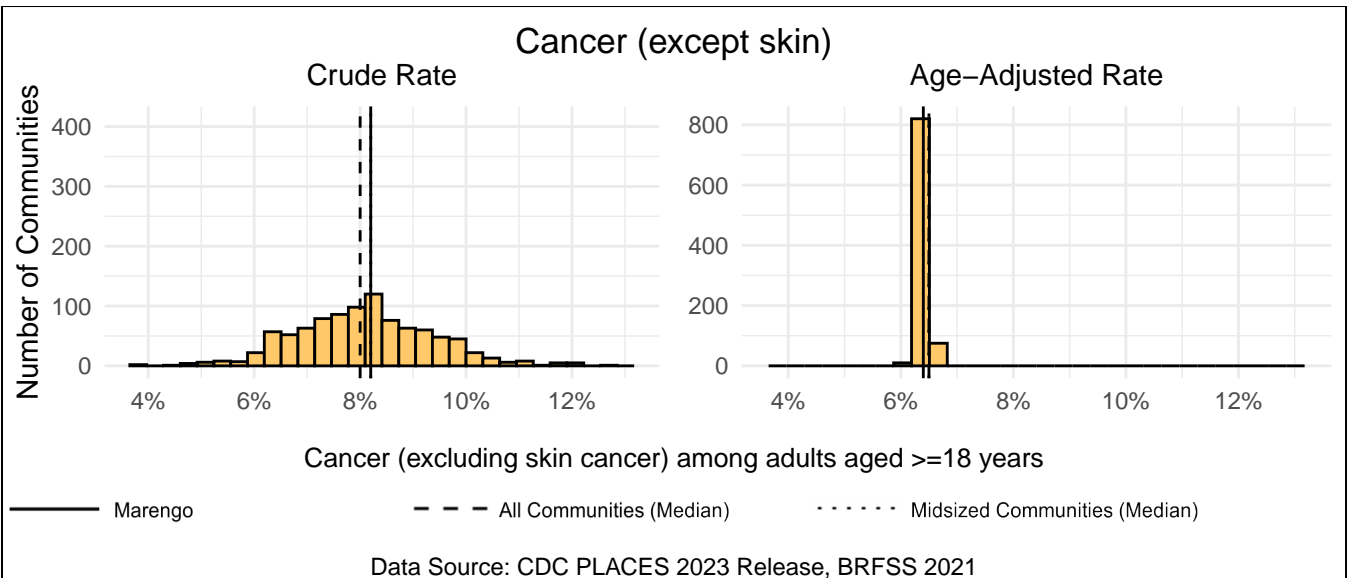
Measure Type	Marengo	All Comm.	Midsized Comm.
Crude	32.0%	32.0%	32.0%
Age-Adjusted	27.2%	27.3%	27.5%



## Cancer (except skin)

Marengo has a crude rate of 8.2% for cancer (excluding skin cancer) among adults aged  $\geq 18$  years, which ranks 505th out of 958 Iowa communities (51st out of 102 mid-sized communities). The age-adjusted rate for Marengo is 6.4%, which ranks 74th out of 905 Iowa communities (11th out of 102 mid-sized communities).

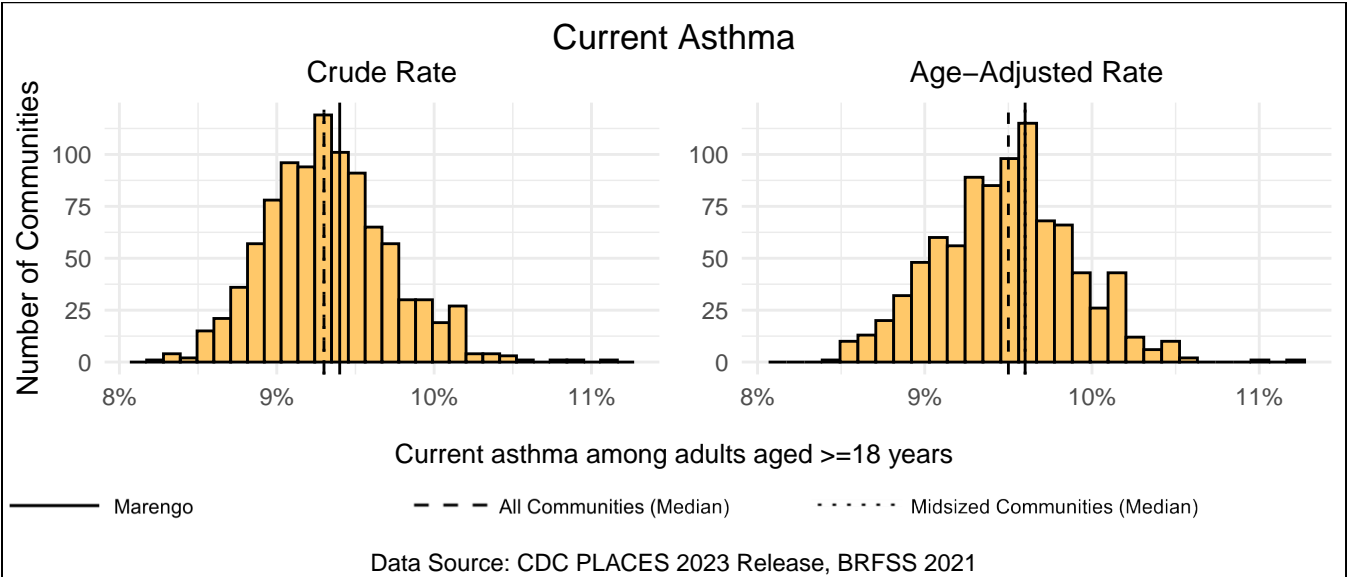
Measure Type	Marengo	All Comm.	Midsized Comm.
Crude	8.2%	8.0%	8.2%
Age-Adjusted	6.4%	6.5%	6.5%



# Current Asthma

Marengo has a crude rate of 9.4% for current asthma among adults aged  $\geq 18$  years, which ranks 524th out of 958 Iowa communities (56th out of 102 mid-sized communities). The age-adjusted rate for Marengo is 9.6%, which ranks 513th out of 905 Iowa communities (48th out of 102 mid-sized communities).

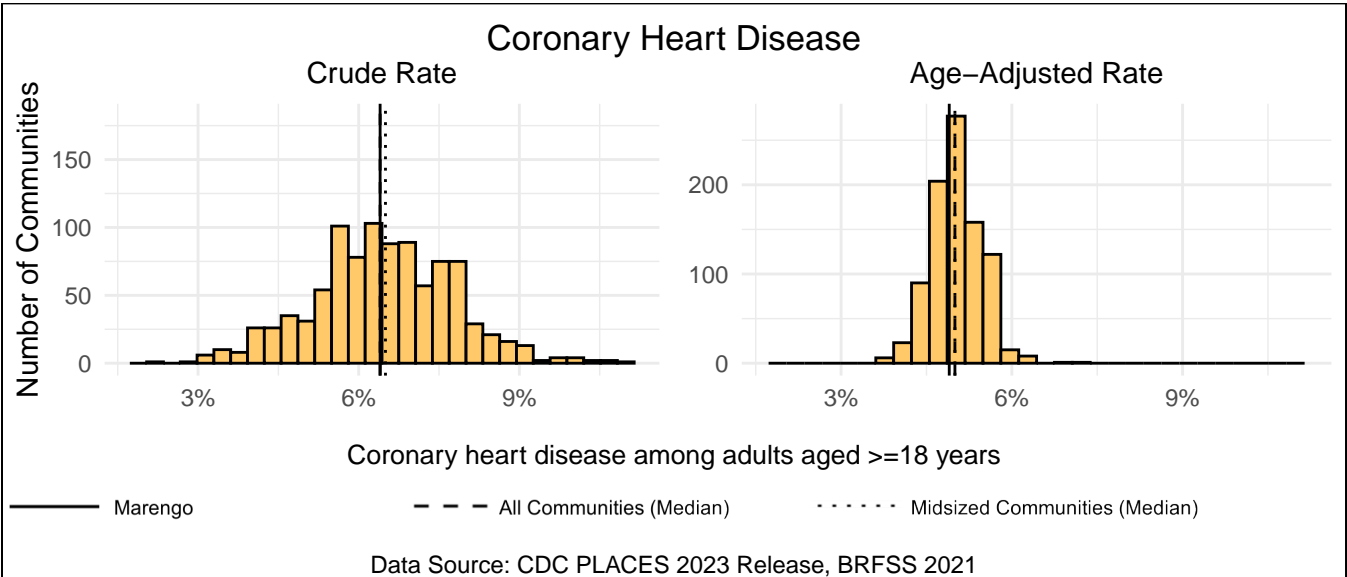
Measure Type	Marengo	All Comm.	Midsized Comm.
Crude	9.4%	9.3%	9.3%
Age-Adjusted	9.6%	9.5%	9.6%



# Coronary Heart Disease

Marengo has a crude rate of 6.4% for coronary heart disease among adults aged  $\geq 18$  years, which ranks 438th out of 958 Iowa communities (44th out of 102 mid-sized communities). The age-adjusted rate for Marengo is 4.9%, which ranks 324th out of 905 Iowa communities (43rd out of 102 mid-sized communities).

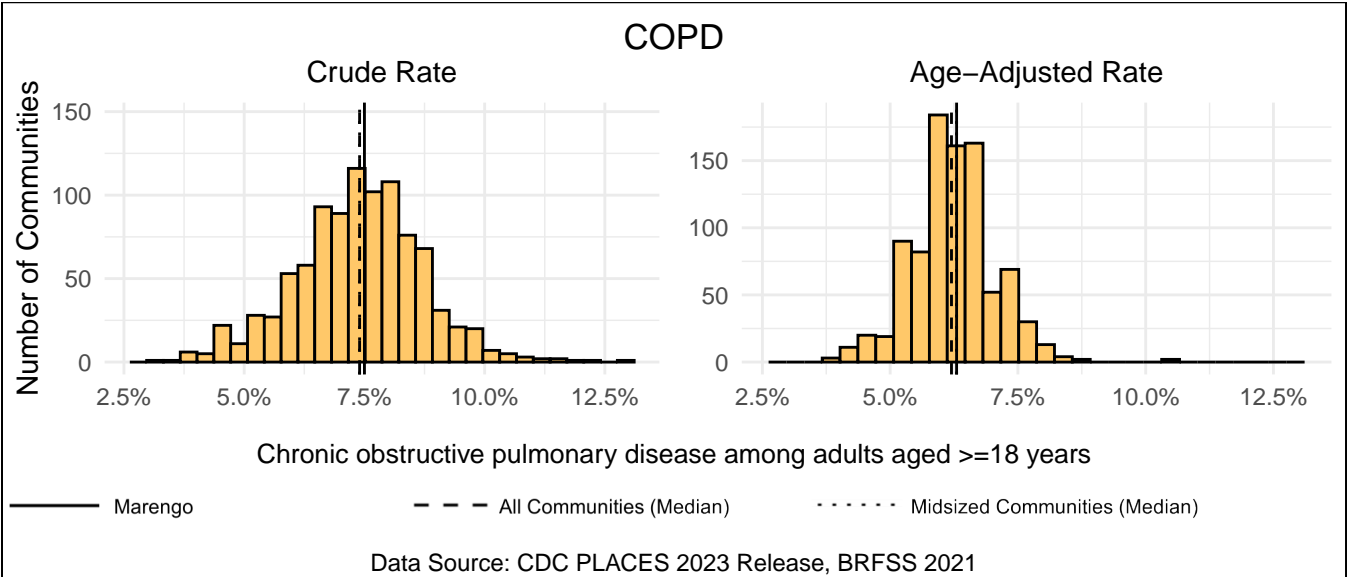
Measure Type	Marengo	All Comm.	Midsized Comm.
Crude	6.4%	6.4%	6.5%
Age-Adjusted	4.9%	5.0%	5.0%



## COPD

Marengo has a crude rate of 7.5% for chronic obstructive pulmonary disease among adults aged  $\geq 18$  years, which ranks 483rd out of 958 Iowa communities (53rd out of 102 mid-sized communities). The age-adjusted rate for Marengo is 6.3%, which ranks 459th out of 905 Iowa communities (46th out of 102 mid-sized communities).

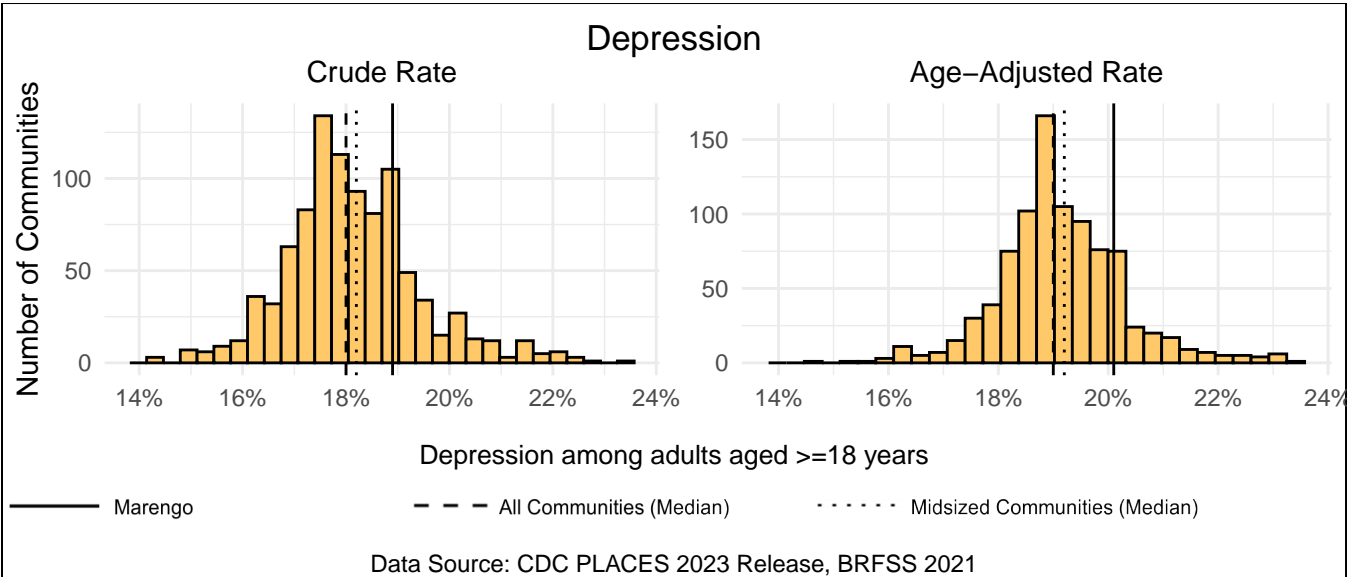
Measure Type	Marengo	All Comm.	Midsized Comm.
Crude	7.5%	7.4%	7.4%
Age-Adjusted	6.3%	6.2%	6.3%



## Depression

Marengo has a crude rate of 18.9% for depression among adults aged  $\geq 18$  years, which ranks 730th out of 958 Iowa communities (69th out of 102 mid-sized communities). The age-adjusted rate for Marengo is 20.1%, which ranks 758th out of 905 Iowa communities (83rd out of 102 mid-sized communities).

Measure Type	Marengo	All Comm.	Midsized Comm.
Crude	18.9%	18.0%	18.2%
Age-Adjusted	20.1%	19.0%	19.2%

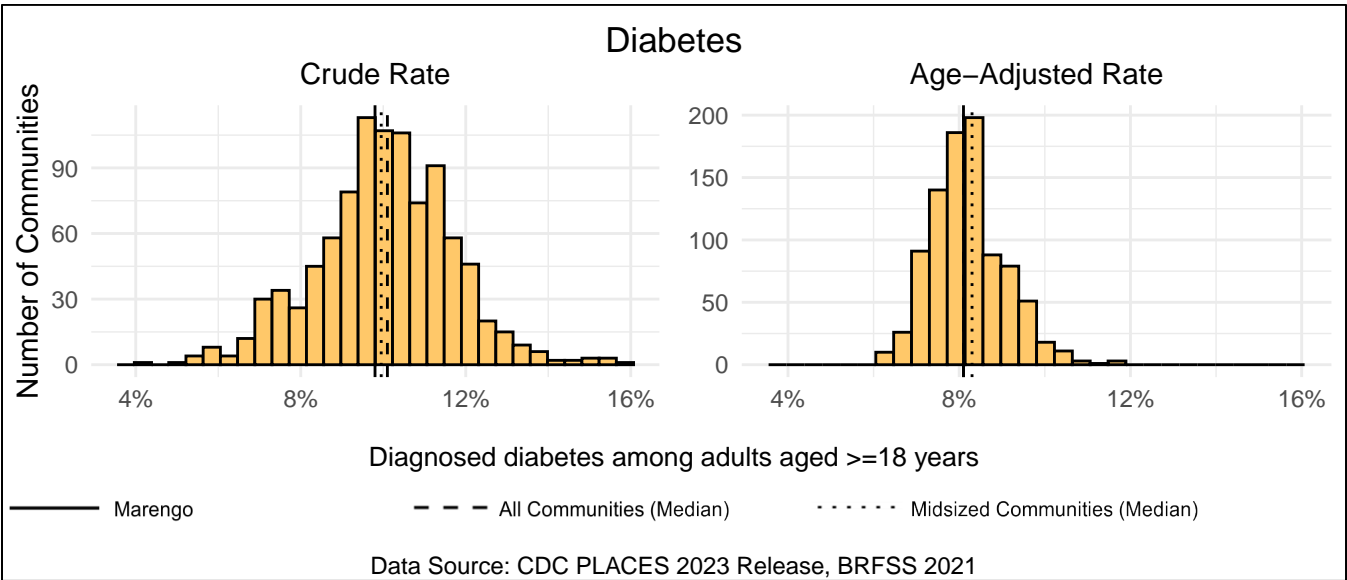




# Diabetes

Marengo has a crude rate of 9.8% for diagnosed diabetes among adults aged >=18 years, which ranks 397th out of 958 Iowa communities (48th out of 102 midsize communities). The age-adjusted rate for Marengo is 8.1%, which ranks 401st out of 905 Iowa communities (42nd out of 102 midsize communities).

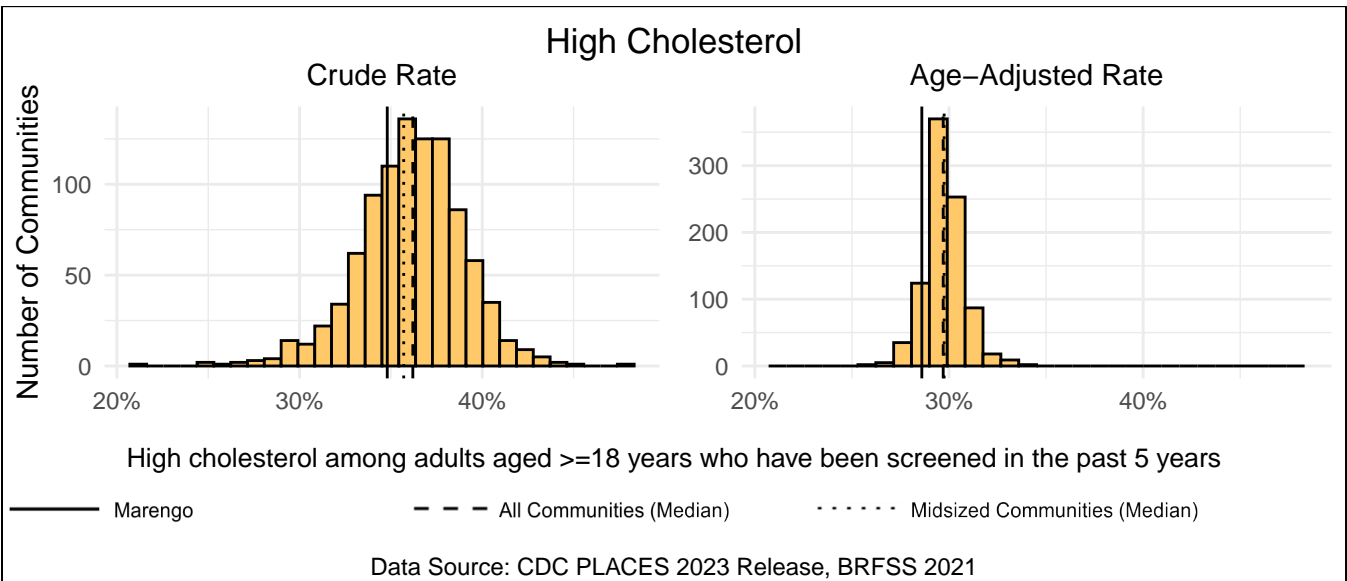
Measure Type	Marengo	All Comm.	Midsized Comm.
Crude	9.8%	10.1%	9.9%
Age-Adjusted	8.1%	8.1%	8.3%



# High Cholesterol

Marengo has a crude rate of 34.8% for high cholesterol among adults aged >=18 years who have been screened in the past 5 years, which ranks 271st out of 958 Iowa communities (37th out of 102 midsize communities). The age-adjusted rate for Marengo is 28.6%, which ranks 83rd out of 905 Iowa communities (12th out of 102 midsize communities).

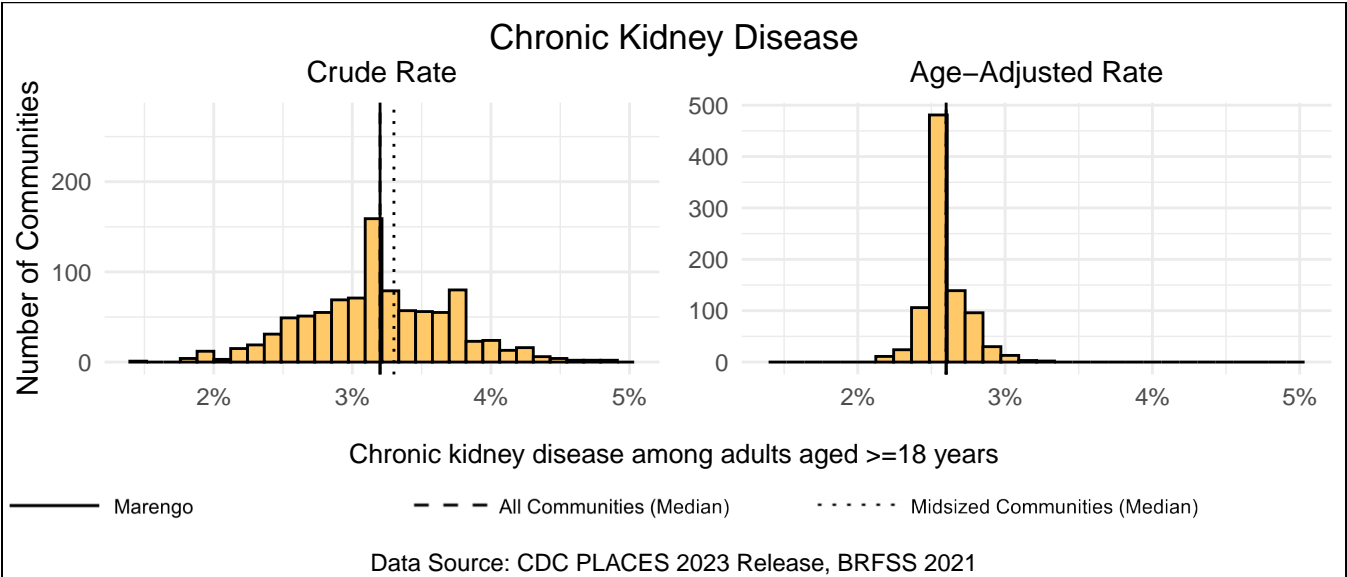
Measure Type	Marengo	All Comm.	Midsized Comm.
Crude	34.8%	36.2%	35.7%
Age-Adjusted	28.6%	29.7%	29.8%



# Chronic Kidney Disease

Marengo has a crude rate of 3.2% for chronic kidney disease among adults aged  $\geq 18$  years, which ranks 446th out of 958 Iowa communities (39th out of 102 midsized communities). The age-adjusted rate for Marengo is 2.6%, which ranks 349th out of 905 Iowa communities (41st out of 102 midsized communities).

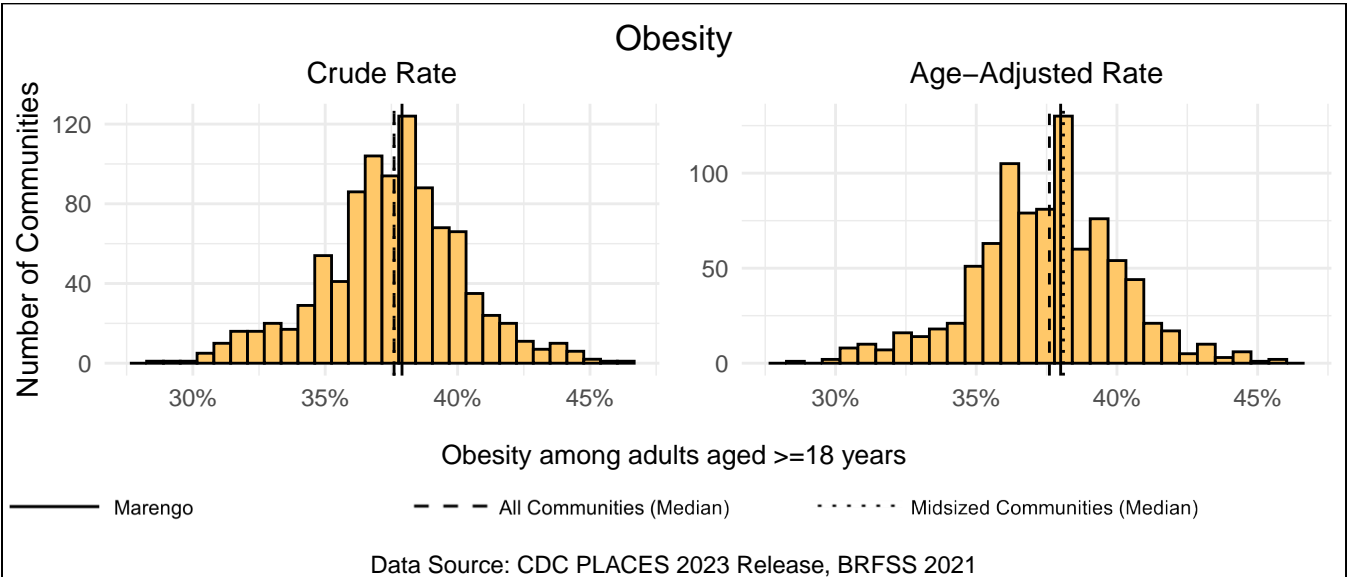
Measure Type	Marengo	All Comm.	Midsized Comm.
Crude	3.2%	3.2%	3.3%
Age-Adjusted	2.6%	2.6%	2.6%



# Obesity

Marengo has a crude rate of 37.9% for obesity among adults aged  $\geq 18$  years, which ranks 513th out of 958 Iowa communities (55th out of 102 midsized communities). The age-adjusted rate for Marengo is 38.0%, which ranks 509th out of 905 Iowa communities (49th out of 102 midsized communities).

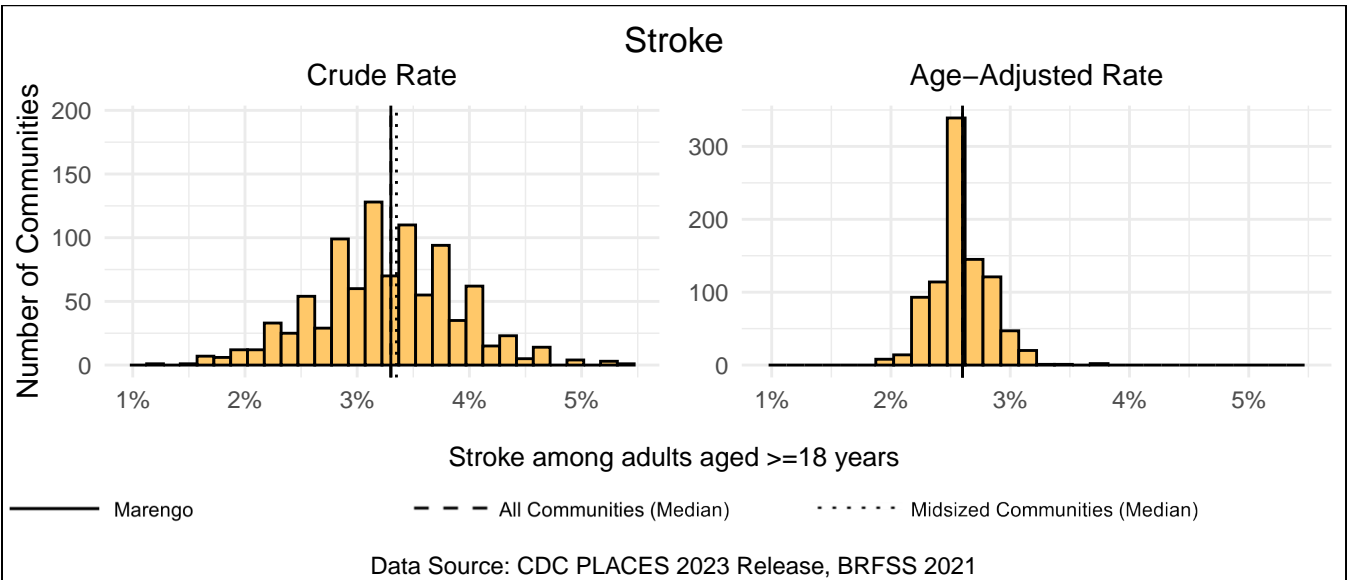
Measure Type	Marengo	All Comm.	Midsized Comm.
Crude	37.9%	37.6%	37.6%
Age-Adjusted	38.0%	37.6%	38.1%



# Stroke

Marengo has a crude rate of 3.3% for stroke among adults aged >=18 years, which ranks 468th out of 958 Iowa communities (46th out of 102 mid-sized communities). The age-adjusted rate for Marengo is 2.6%, which ranks 375th out of 905 Iowa communities (43rd out of 102 mid-sized communities).

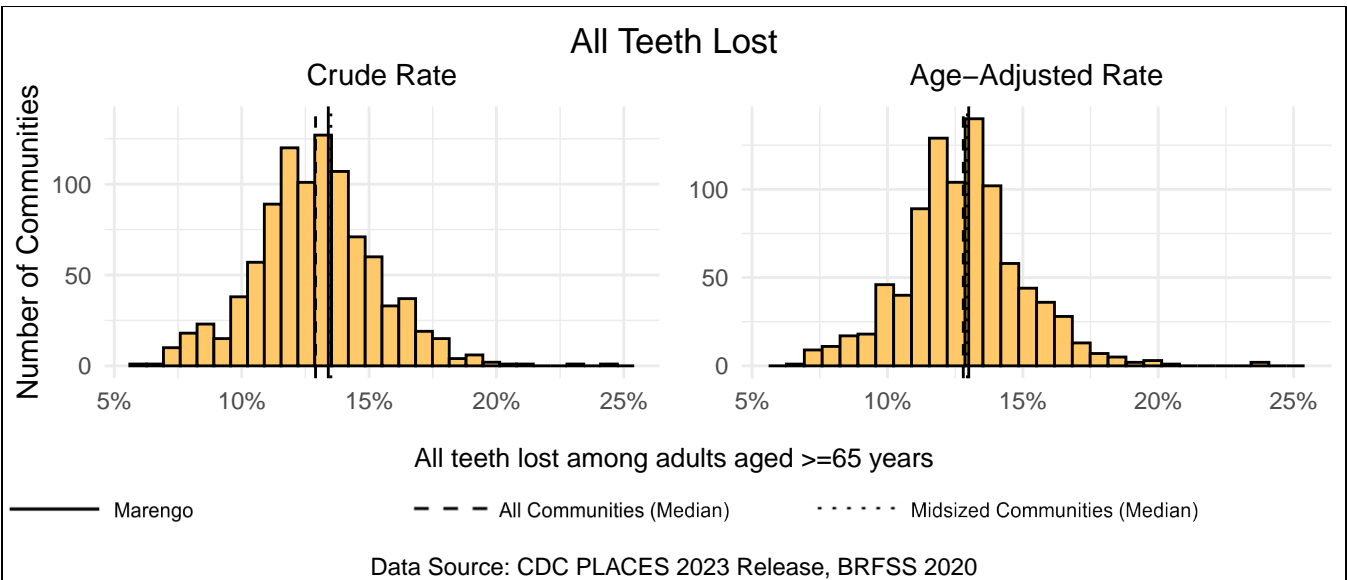
Measure Type	Marengo	All Comm.	Midsized Comm.
Crude	3.3%	3.3%	3.3%
Age-Adjusted	2.6%	2.6%	2.6%



# All Teeth Lost

Marengo has a crude rate of 13.4% for all teeth lost among adults aged >=65 years, which ranks 558th out of 958 Iowa communities (47th out of 102 mid-sized communities). The age-adjusted rate for Marengo is 13.0%, which ranks 482nd out of 905 Iowa communities (52nd out of 102 mid-sized communities).

Measure Type	Marengo	All Comm.	Midsized Comm.
Crude	13.4%	12.9%	13.5%
Age-Adjusted	13.0%	12.8%	12.9%



# Prevention

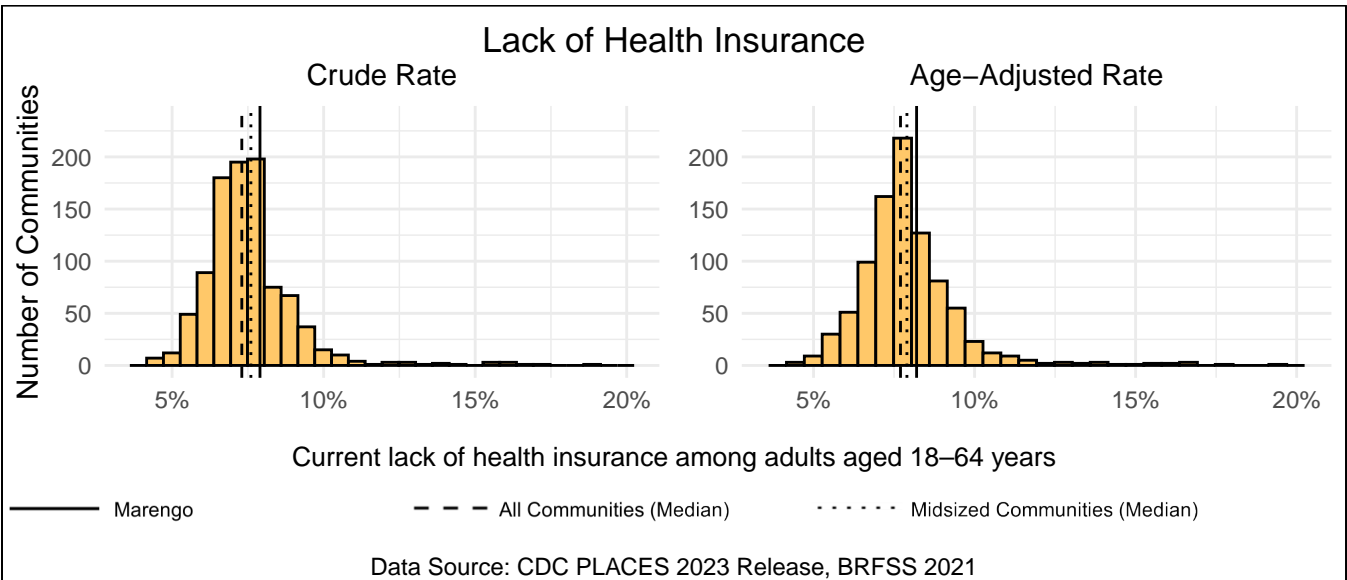
Preventive measures are another practical intervention point for public health professionals as they allow for the early detection of health conditions and improve overall treatment efficacy. This section includes a review of your community’s prevention measures, including preventive screenings and doctor visits. Besides the measure for lack of health insurance, all measures in this section are positive, where a higher rate is a strength for your community. The link below includes more information about each variable.

<https://www.cdc.gov/places/measure-definitions/prevention/index.html>

## Lack of Health Insurance

Marengo has a crude rate of 7.9% for current lack of health insurance among adults aged 18–64 years, which ranks 674th out of 958 Iowa communities (59th out of 102 mid-sized communities). The age-adjusted rate for Marengo is 8.2%, which ranks 598th out of 905 Iowa communities (57th out of 102 mid-sized communities).

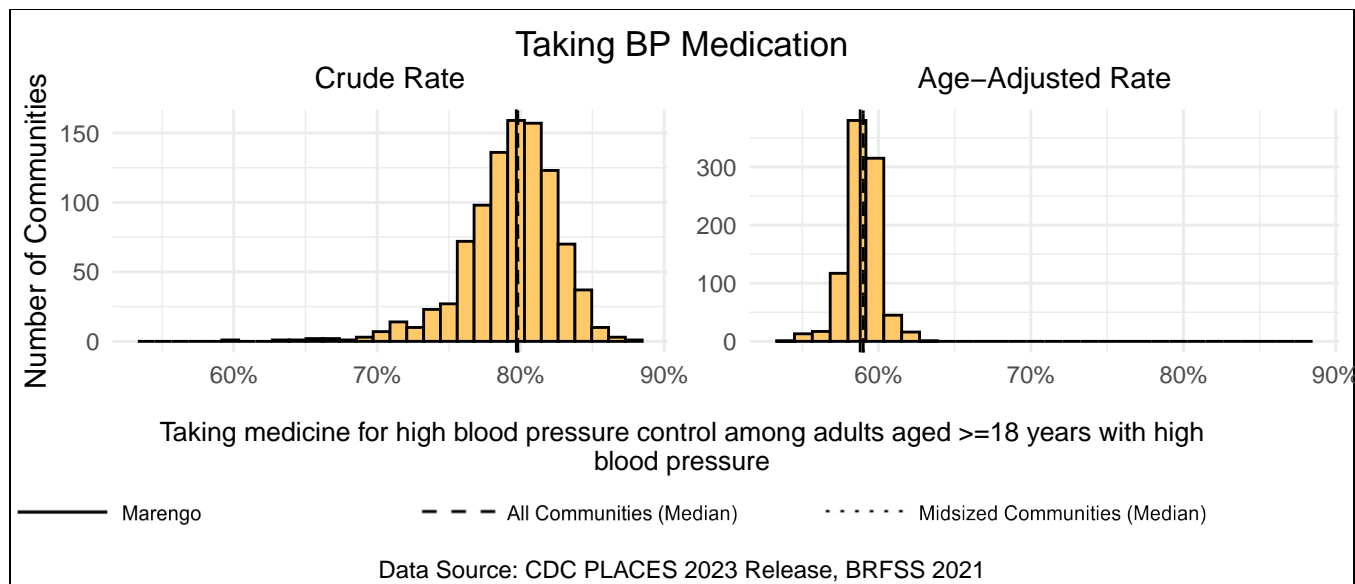
Measure Type	Marengo	All Comm.	Midsized Comm.
Crude	7.9%	7.3%	7.6%
Age-Adjusted	8.2%	7.7%	7.9%



## Taking BP Medication

Marengo has a crude rate of 79.7% for taking medicine for high blood pressure control among adults aged  $\geq 18$  years with high blood pressure, which ranks 483rd out of 958 Iowa communities (53rd out of 102 mid-sized communities). The age-adjusted rate for Marengo is 58.8%, which ranks 501st out of 905 Iowa communities (60th out of 102 mid-sized communities).

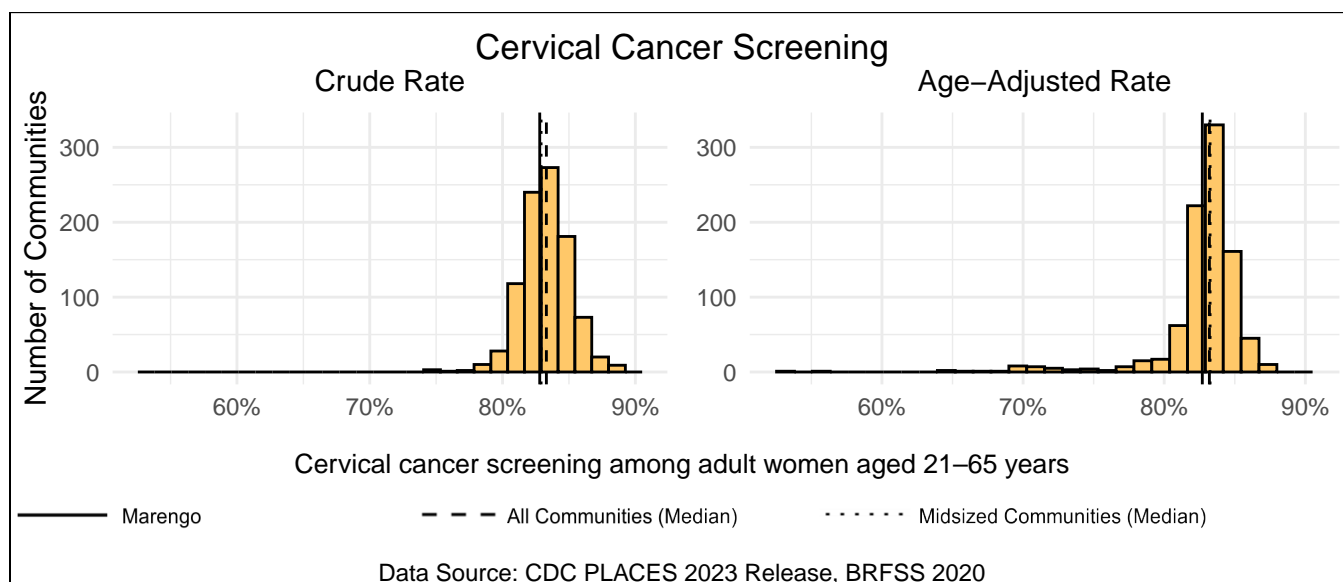
Measure Type	Marengo	All Comm.	Midsized Comm.
Crude	79.7%	79.8%	79.8%
Age-Adjusted	58.8%	59.0%	59.0%



## Cervical Cancer Screening

Marengo has a crude rate of 82.8% for cervical cancer screening among adult women aged 21–65 years, which ranks 591st out of 958 Iowa communities (54th out of 102 mid-sized communities). The age-adjusted rate for Marengo is 82.7%, which ranks 603rd out of 905 Iowa communities (68th out of 102 mid-sized communities).

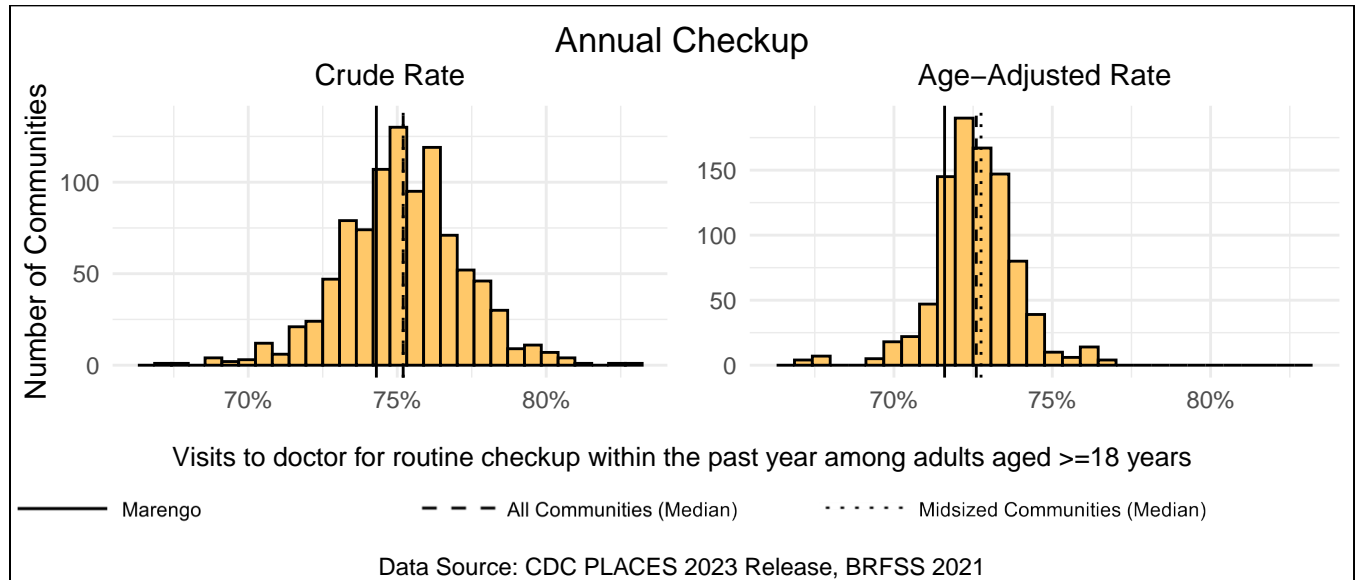
Measure Type	Marengo	All Comm.	Midsized Comm.
Crude	82.8%	83.3%	82.9%
Age-Adjusted	82.7%	83.2%	83.2%



## Annual Checkup

Marengo has a crude rate of 74.3% for visits to doctor for routine checkup within the past year among adults aged  $\geq 18$  years, which ranks 653rd out of 958 Iowa communities (68th out of 102 midsize communities). The age-adjusted rate for Marengo is 71.6%, which ranks 746th out of 905 Iowa communities (88th out of 102 midsize communities).

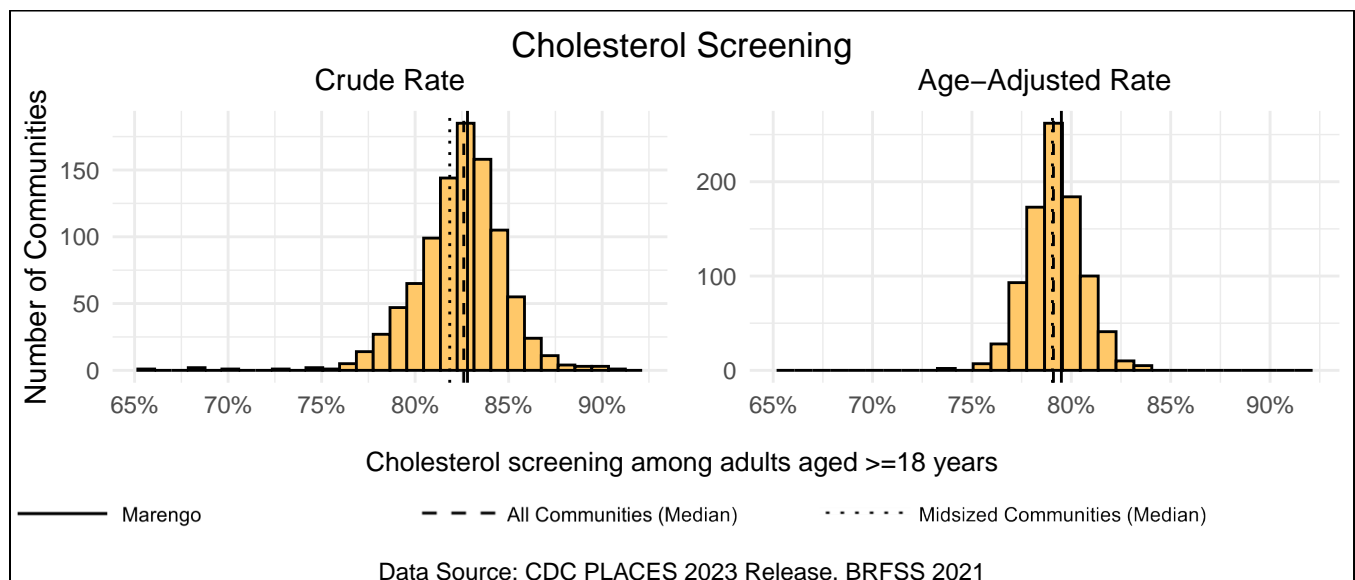
Measure Type	Marengo	All Comm.	Midsized Comm.
Crude	74.3%	75.2%	75.2%
Age-Adjusted	71.6%	72.6%	72.8%



## Cholesterol Screening

Marengo has a crude rate of 82.8% for cholesterol screening among adults aged  $\geq 18$  years, which ranks 433rd out of 958 Iowa communities (32nd out of 102 midsize communities). The age-adjusted rate for Marengo is 79.5%, which ranks 341st out of 905 Iowa communities (41st out of 102 midsize communities).

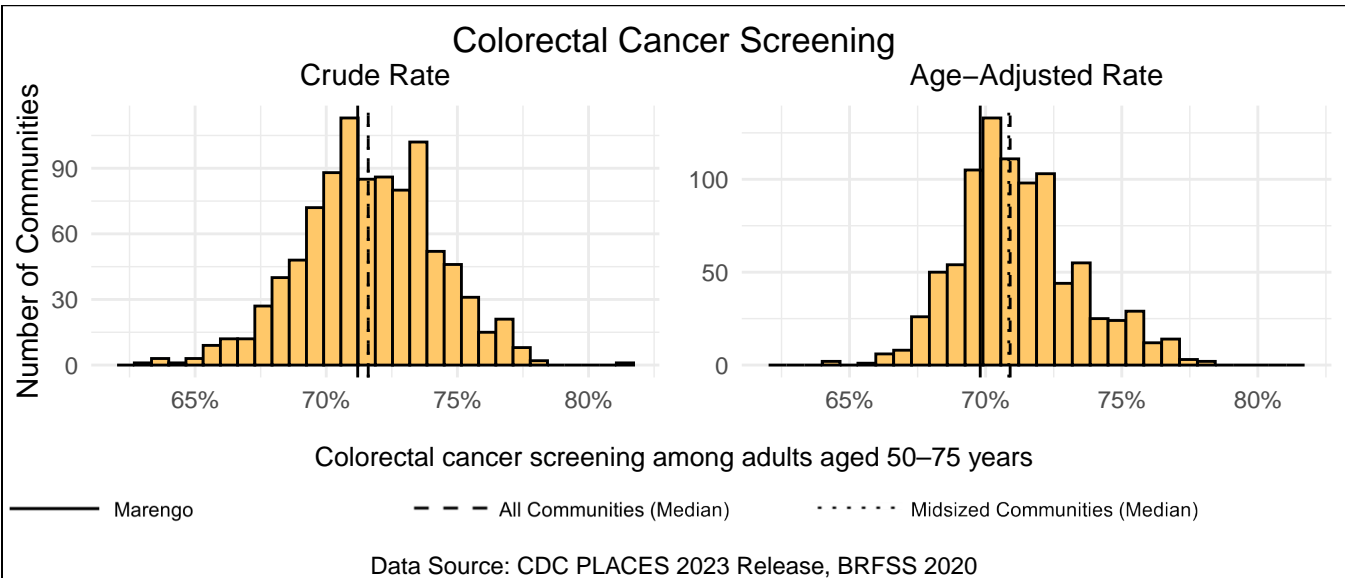
Measure Type	Marengo	All Comm.	Midsized Comm.
Crude	82.8%	82.6%	81.8%
Age-Adjusted	79.5%	79.1%	79.0%



## Colorectal Cancer Screening

Marengo has a crude rate of 71.2% for colorectal cancer screening among adults aged 50–75 years, which ranks 530th out of 958 Iowa communities (56th out of 102 mid-sized communities). The age-adjusted rate for Marengo is 69.8%, which ranks 671st out of 905 Iowa communities (70th out of 102 mid-sized communities).

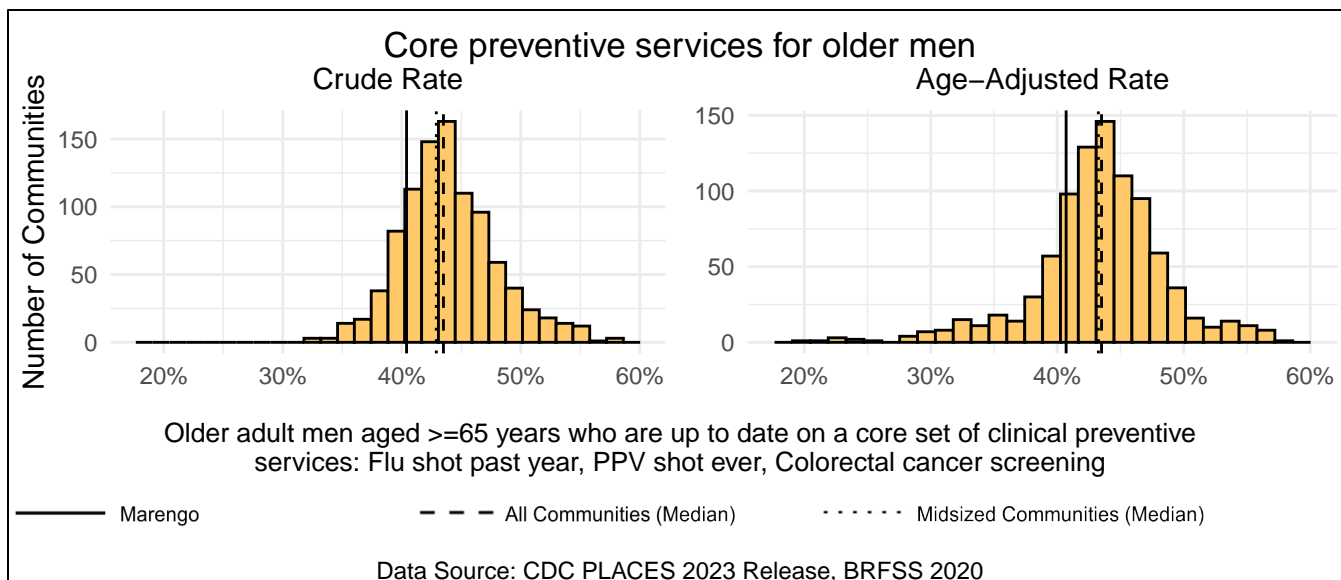
Measure Type	Marengo	All Comm.	Midsized Comm.
Crude	71.2%	71.6%	71.6%
Age-Adjusted	69.8%	70.9%	70.8%



## Core preventive services for older men

Marengo has a crude rate of 40.4% for older adult men aged ≥65 years who are up to date on a core set of clinical preventive services: flu shot past year, ppv shot ever, colorectal cancer screening, which ranks 787th out of 958 Iowa communities (74th out of 102 mid-sized communities). The age-adjusted rate for Marengo is 40.7%, which ranks 707th out of 905 Iowa communities (76th out of 102 mid-sized communities).

Measure Type	Marengo	All Comm.	Midsized Comm.
Crude	40.4%	43.5%	42.9%
Age-Adjusted	40.7%	43.5%	43.2%

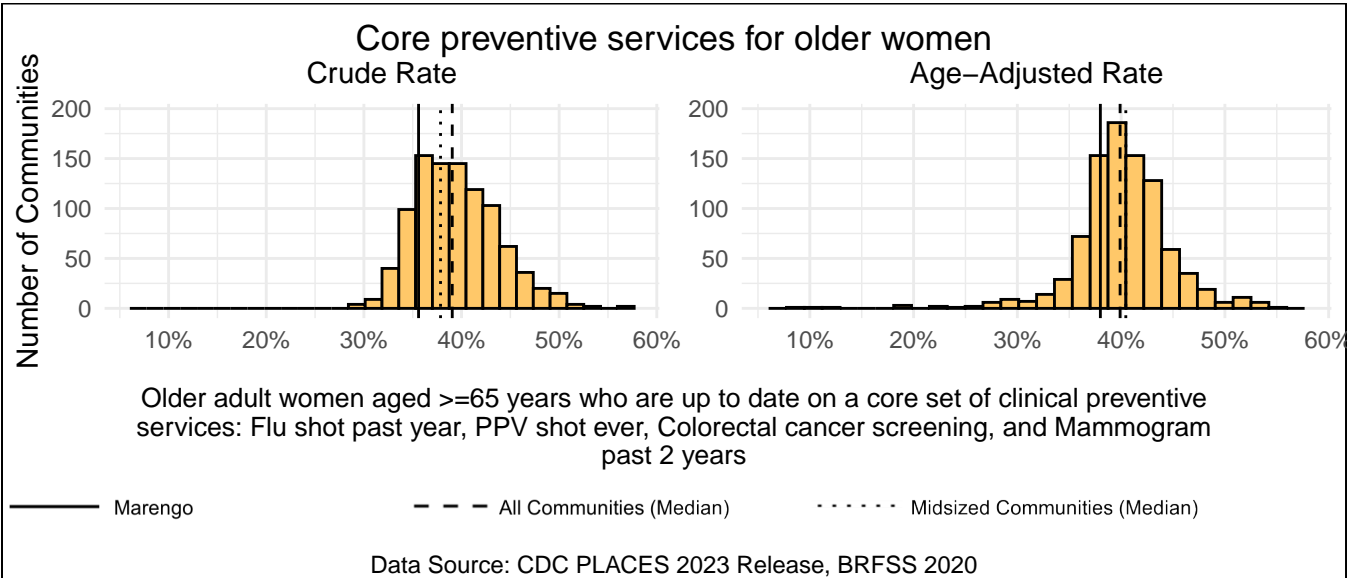




### Core preventive services for older women

Marengo has a crude rate of 35.6% for older adult women aged  $\geq 65$  years who are up to date on a core set of clinical preventive services: flu shot past year, ppv shot ever, colorectal cancer screening, and mammogram past 2 years, which ranks 785th out of 958 Iowa communities (78th out of 102 mid-sized communities). The age-adjusted rate for Marengo is 38.0%, which ranks 667th out of 905 Iowa communities (78th out of 102 mid-sized communities).

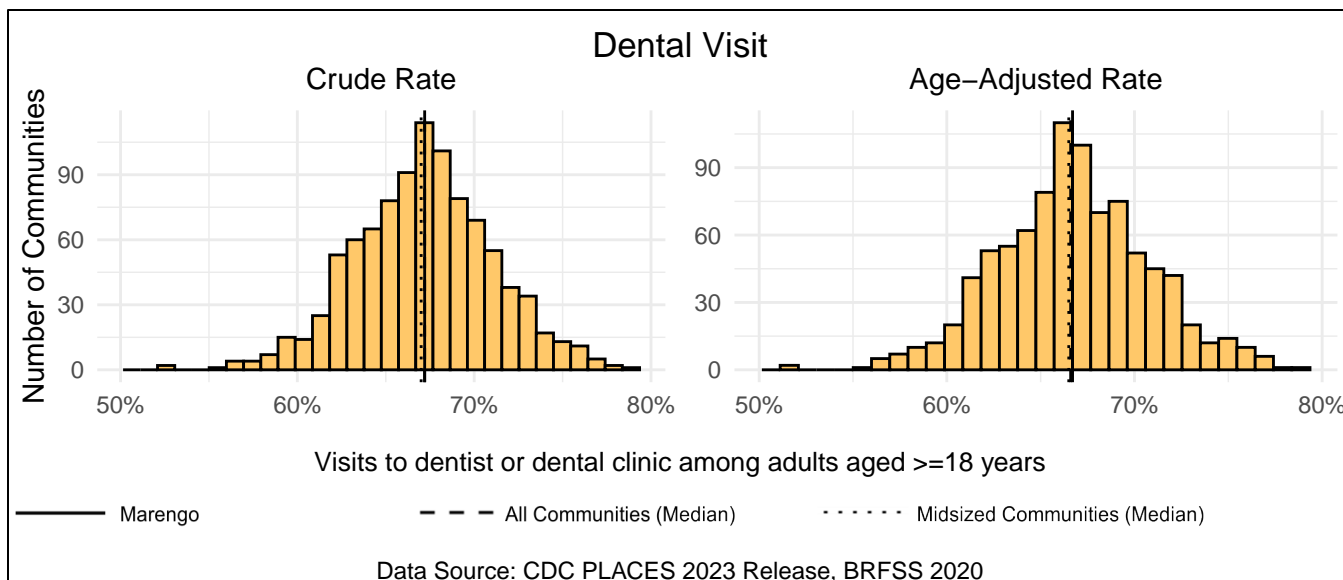
Measure Type	Marengo	All Comm.	Midsized Comm.
Crude	35.6%	39.0%	37.8%
Age-Adjusted	38.0%	39.9%	40.4%



### Dental Visit

Marengo has a crude rate of 67.2% for visits to dentist or dental clinic among adults aged  $\geq 18$  years, which ranks 469th out of 958 Iowa communities (49th out of 102 mid-sized communities). The age-adjusted rate for Marengo is 66.7%, which ranks 437th out of 905 Iowa communities (50th out of 102 mid-sized communities).

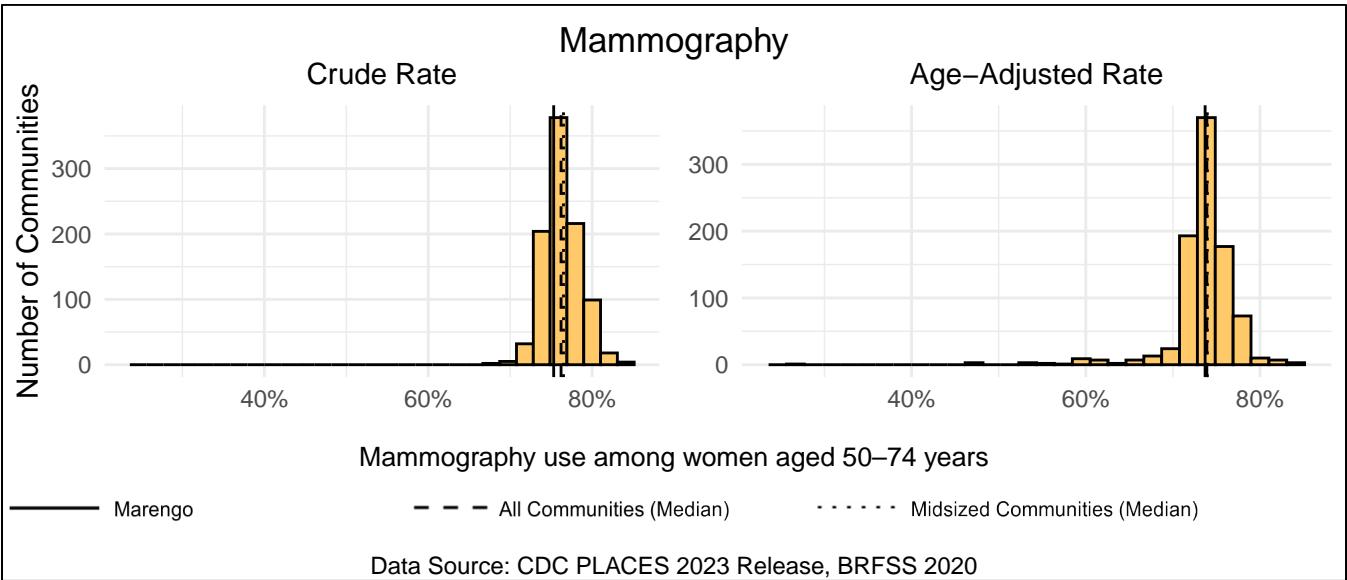
Measure Type	Marengo	All Comm.	Midsized Comm.
Crude	67.2%	67.2%	67.0%
Age-Adjusted	66.7%	66.6%	66.5%



# Mammography

Marengo has a crude rate of 75.3% for mammography use among women aged 50–74 years, which ranks 642nd out of 958 Iowa communities (75th out of 102 mid-sized communities). The age-adjusted rate for Marengo is 73.7%, which ranks 481st out of 905 Iowa communities (56th out of 102 mid-sized communities).

Measure Type	Marengo	All Comm.	Midsized Comm.
Crude	75.3%	76.2%	76.5%
Age-Adjusted	73.7%	73.9%	74.0%



# Disability

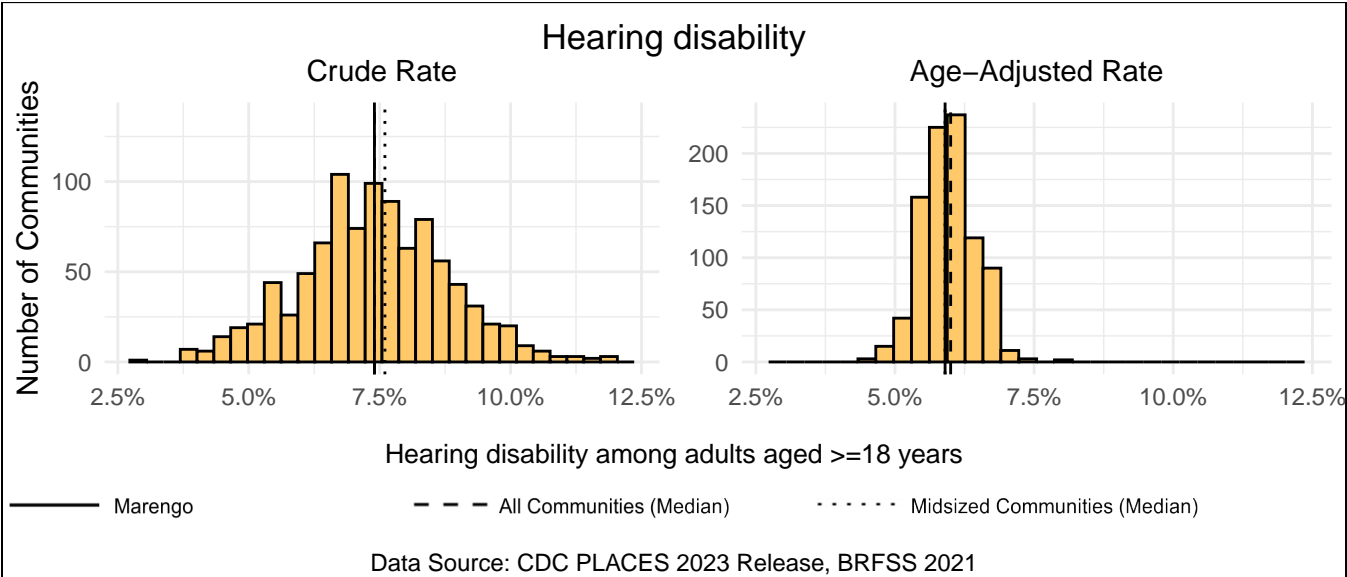
This section includes measures of physical and cognitive disabilities. Respondents were asked to report on six disabilities: hearing, vision, cognition, mobility, self-care, and independent living. The final measure reports the rate of respondents that answered yes to any of the previous six disabilities. The link below includes more information about each variable.

<https://www.cdc.gov/places/measure-definitions/unhealthy-behaviors/index.html>

## Hearing disability

Marengo has a crude rate of 7.4% for hearing disability among adults aged  $\geq 18$  years, which ranks 470th out of 958 Iowa communities (42nd out of 102 midsize communities). The age-adjusted rate for Marengo is 5.9%, which ranks 360th out of 905 Iowa communities (44th out of 102 midsize communities).

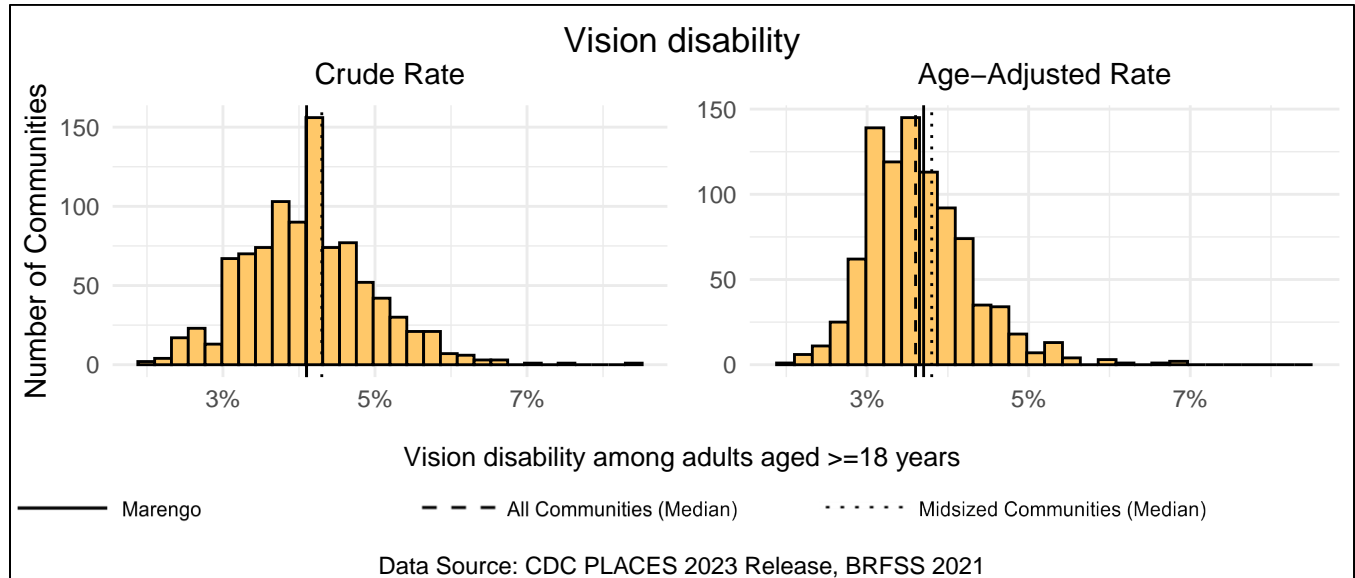
Measure Type	Marengo	All Comm.	Midsized Comm.
Crude	7.4%	7.4%	7.6%
Age-Adjusted	5.9%	6.0%	5.9%



## Vision disability

Marengo has a crude rate of 4.1% for vision disability among adults aged  $\geq 18$  years, which ranks 464th out of 958 Iowa communities (43rd out of 102 midsize communities). The age-adjusted rate for Marengo is 3.7%, which ranks 509th out of 905 Iowa communities (44th out of 102 midsize communities).

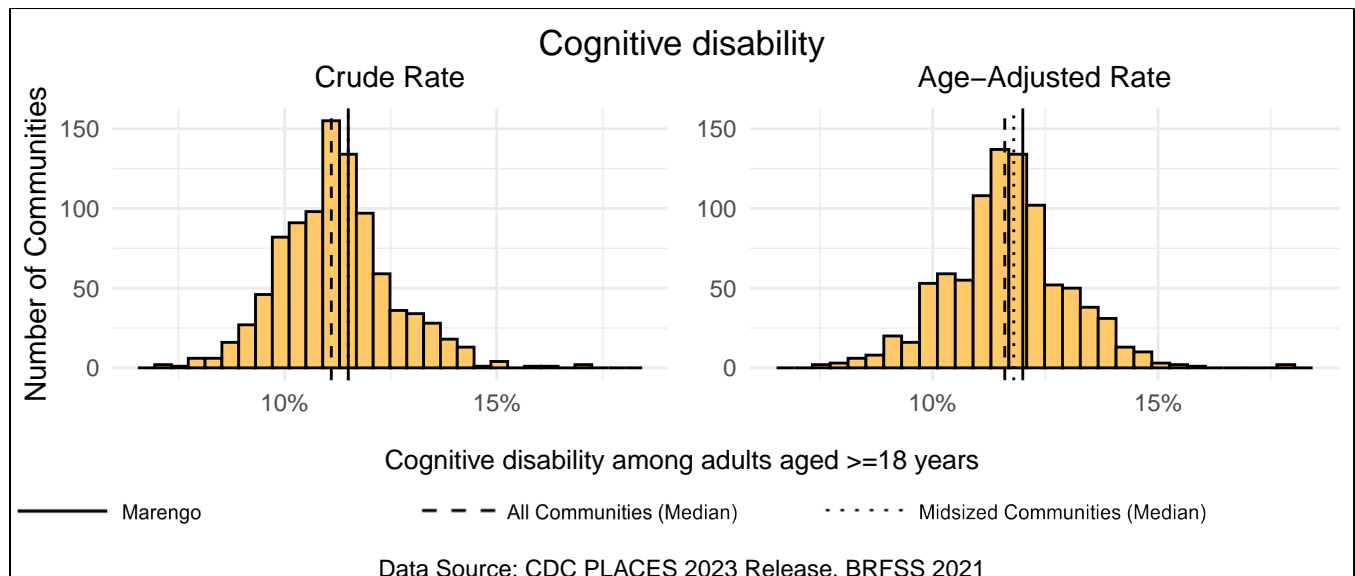
Measure Type	Marengo	All Comm.	Midsized Comm.
Crude	4.1%	4.1%	4.3%
Age-Adjusted	3.7%	3.6%	3.8%



## Cognitive disability

Marengo has a crude rate of 11.5% for cognitive disability among adults aged  $\geq 18$  years, which ranks 601st out of 958 Iowa communities (50th out of 102 midsize communities). The age-adjusted rate for Marengo is 12.0%, which ranks 567th out of 905 Iowa communities (58th out of 102 midsize communities).

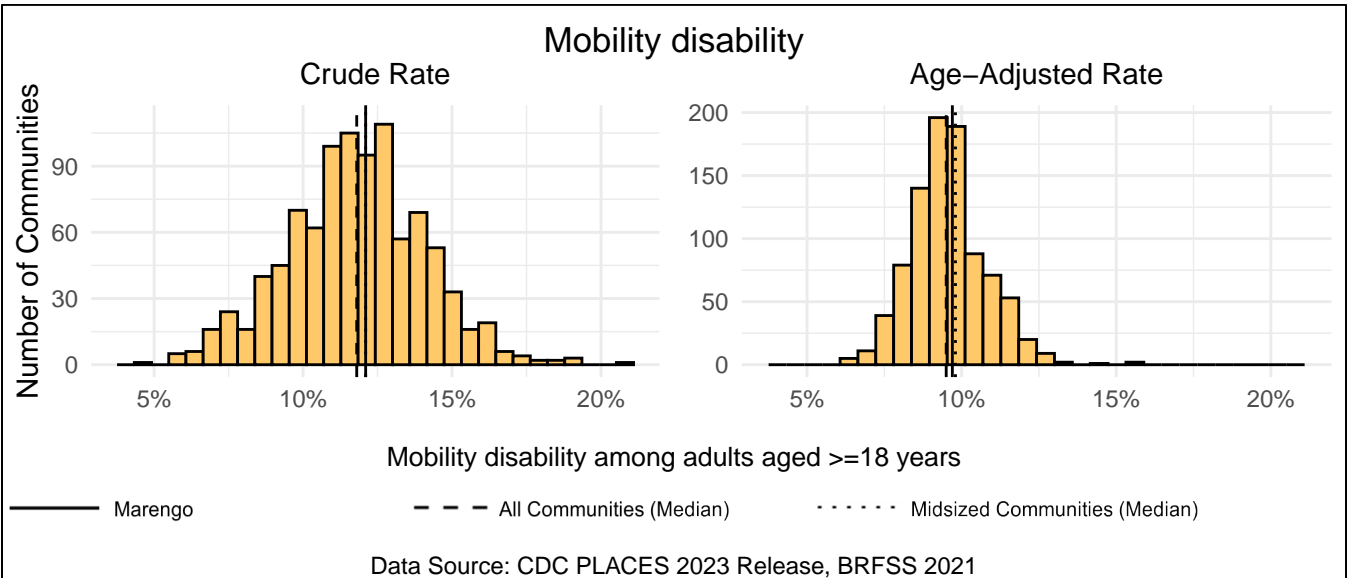
Measure Type	Marengo	All Comm.	Midsized Comm.
Crude	11.5%	11.1%	11.5%
Age-Adjusted	12.0%	11.6%	11.8%



## Mobility disability

Marengo has a crude rate of 12.1% for mobility disability among adults aged  $\geq 18$  years, which ranks 529th out of 958 Iowa communities (50th out of 102 mid-sized communities). The age-adjusted rate for Marengo is 9.7%, which ranks 502nd out of 905 Iowa communities (45th out of 102 mid-sized communities).

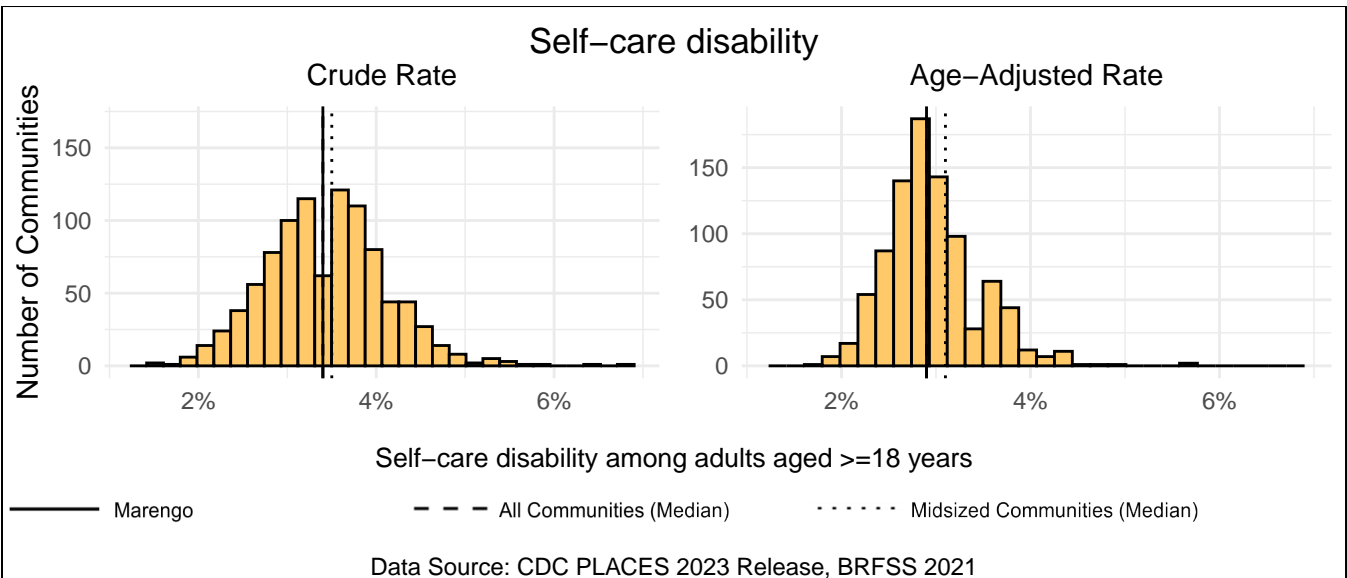
Measure Type	Marengo	All Comm.	Midsized Comm.
Crude	12.1%	11.8%	12.1%
Age-Adjusted	9.7%	9.5%	9.8%



## Self-care disability

Marengo has a crude rate of 3.4% for self-care disability among adults aged  $\geq 18$  years, which ranks 435th out of 958 Iowa communities (45th out of 102 mid-sized communities). The age-adjusted rate for Marengo is 2.9%, which ranks 397th out of 905 Iowa communities (41st out of 102 mid-sized communities).

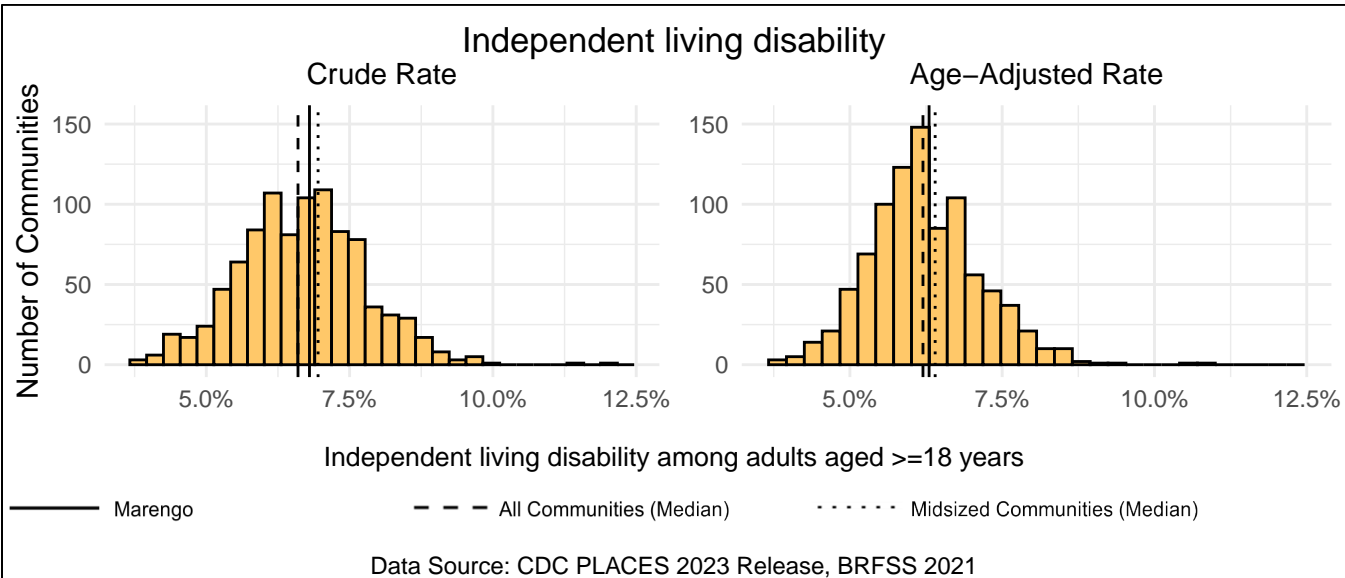
Measure Type	Marengo	All Comm.	Midsized Comm.
Crude	3.4%	3.4%	3.5%
Age-Adjusted	2.9%	2.9%	3.1%



### Independent living disability

Marengo has a crude rate of 6.8% for independent living disability among adults aged  $\geq 18$  years, which ranks 519th out of 958 Iowa communities (43rd out of 102 mid-sized communities). The age-adjusted rate for Marengo is 6.3%, which ranks 485th out of 905 Iowa communities (44th out of 102 mid-sized communities).

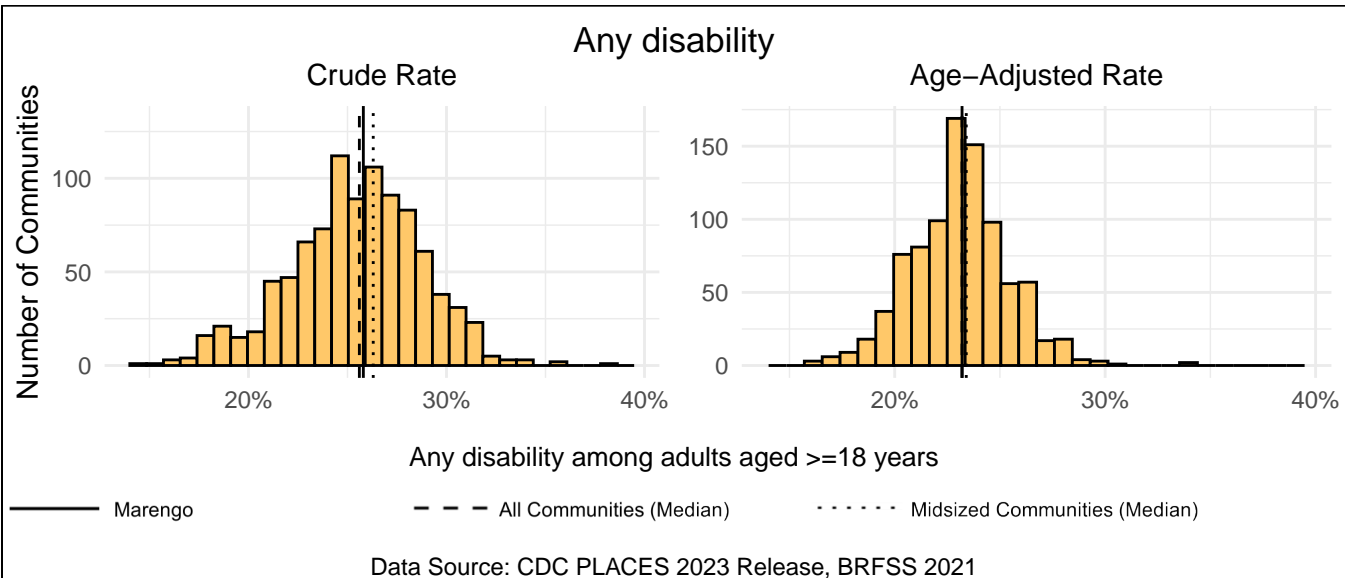
Measure Type	Marengo	All Comm.	Midsized Comm.
Crude	6.8%	6.6%	7.0%
Age-Adjusted	6.3%	6.2%	6.4%



### Any disability

Marengo has a crude rate of 25.8% for any disability among adults aged  $\geq 18$  years, which ranks 500th out of 958 Iowa communities (48th out of 102 midsized communities). The age-adjusted rate for Marengo is 23.2%, which ranks 453rd out of 905 Iowa communities (47th out of 102 midsized communities).

Measure Type	Marengo	All Comm.	Midsized Comm.
Crude	25.8%	25.6%	26.3%
Age-Adjusted	23.2%	23.2%	23.4%



---

## Appendix 1: CDC PLACES Data

This report uses a novel dataset from the Centers for Disease Control and Prevention (CDC) called PLACES: Local Data for Better Health. The PLACES dataset uses small area estimation methods to provide estimates of health measures for counties, places, census tracts, and zip code tabulation areas. The estimates are created with a multilevel statistical modeling framework that utilizes CDC's Behavioral Risk Factor Surveillance System (BRFSS), Census population counts, and American Community Survey demographic and socioeconomic data.

Relevant links for CDC PLACES can be found below:

- [PLACES Homepage](#)
- [Measure Definitions](#)
- [Methodology](#)





## Appendix 2: Marengo PLACES Data

Category	Health Domain	Crude Rate Rank	Crude Rate (95% CI)	Age-Adj. Rate Rank	Age-Adj. Rate (95% CI)
Health Status	Mental Health	514	14.4% (12.5% - 16.6%)	516	15.7% (13.5% - 17.9%)
Health Status	General Health	493	14.4% (12.0% - 17.2%)	482	12.9% (10.8% - 15.3%)
Health Status	Physical Health	493	10.9% (9.3% - 12.8%)	559	10.0% (8.5% - 11.7%)
Health Risk Behaviors	Current Smoking	574	17.3% (13.9% - 21.1%)	513	17.9% (14.5% - 21.6%)
Health Risk Behaviors	Physical Inactivity	686	27.7% (22.9% - 33.1%)	666	25.8% (21.2% - 30.6%)
Health Risk Behaviors	Binge Drinking	388	19.0% (15.7% - 22.7%)	300	21.5% (17.7% - 25.6%)
Health Risk Behaviors	Sleep <7 hours	630	31.0% (29.6% - 32.4%)	613	31.8% (30.3% - 33.3%)
Health Outcomes	High Cholesterol	271	34.8% (30.2% - 39.5%)	83	28.6% (24.2% - 33.1%)
Health Outcomes	Chronic Kidney Disease	446	3.2% (2.9% - 3.6%)	349	2.6% (2.3% - 2.9%)
Health Outcomes	Obesity	513	37.9% (30.5% - 45.5%)	509	38.0% (30.9% - 45.6%)
Health Outcomes	Cancer (except skin)	505	8.2% (7.4% - 9.1%)	74	6.4% (5.7% - 7.1%)
Health Outcomes	Depression	730	18.9% (15.4% - 22.6%)	758	20.1% (16.7% - 24.0%)
Health Outcomes	Stroke	468	3.3% (2.9% - 3.9%)	375	2.6% (2.3% - 3.0%)
Health Outcomes	Coronary Heart Disease	438	6.4% (5.5% - 7.3%)	324	4.9% (4.2% - 5.6%)
Health Outcomes	Current Asthma	524	9.4% (8.2% - 10.6%)	513	9.6% (8.4% - 10.8%)
Health Outcomes	High Blood Pressure	469	32.0% (27.8% - 36.3%)	412	27.2% (23.5% - 31.1%)
Health Outcomes	Diabetes	397	9.8% (8.3% - 11.6%)	401	8.1% (6.8% - 9.5%)
Health Outcomes	COPD	483	7.5% (6.2% - 9.0%)	459	6.3% (5.3% - 7.5%)
Health Outcomes	Arthritis	574	28.6% (24.4% - 32.9%)	652	23.9% (20.3% - 27.7%)
Health Outcomes	All Teeth Lost	558	13.4% (9.0% - 19.4%)	482	13.0% (8.9% - 18.1%)
Prevention	Mammography	642	75.3% (71.4% - 79.3%)	481	73.7% (69.2% - 77.8%)
Prevention	Taking BP Medication	483	79.7% (76.2% - 82.9%)	501	58.8% (53.7% - 63.9%)
Prevention	Colorectal Cancer Screening	530	71.2% (68.1% - 74.3%)	671	69.8% (66.6% - 73.1%)
Prevention	Cervical Cancer Screening	591	82.8% (80.3% - 85.3%)	603	82.7% (80.2% - 85.2%)
Prevention	Annual Checkup	653	74.3% (69.3% - 79.0%)	746	71.6% (66.2% - 76.7%)
Prevention	Health Insurance	674	7.9% (6.0% - 10.1%)	598	8.2% (6.2% - 10.5%)

Category	Health Domain	Crude Rate Rank	Crude Rate (95% CI)	Age-Adj. Rate Rank	Age-Adj. Rate (95% CI)
Prevention	Core preventive services for older men	787	40.4% (32.3% - 49.0%)	707	40.7% (32.6% - 49.1%)
Prevention	Cholesterol Screening	433	82.8% (79.7% - 85.7%)	341	79.5% (75.9% - 82.9%)
Prevention	Core preventive services for older women	785	35.6% (28.5% - 42.4%)	667	38.0% (30.7% - 44.8%)
Prevention	Dental Visit	469	67.2% (63.8% - 70.5%)	437	66.7% (63.2% - 70.1%)
Disability	Vision Disability	464	4.1% (3.5% - 4.9%)	509	3.7% (3.1% - 4.3%)
Disability	Any Disability	500	25.8% (22.0% - 30.0%)	453	23.2% (19.6% - 26.9%)
Disability	Self-care Disability	435	3.4% (2.9% - 4.0%)	397	2.9% (2.5% - 3.4%)
Disability	Independent Living Disability	519	6.8% (5.7% - 8.1%)	485	6.3% (5.4% - 7.4%)
Disability	Hearing Disability	470	7.4% (6.5% - 8.5%)	360	5.9% (5.1% - 6.6%)
Disability	Mobility Disability	529	12.1% (10.1% - 14.3%)	502	9.7% (8.2% - 11.4%)
Disability	Cognitive Disability	601	11.5% (9.7% - 13.5%)	567	12.0% (10.1% - 14.0%)

The 95% confidence interval shown in parentheses represents the range of 95% of CDC area estimates under different model assumptions using Monte Carlo simulations.

## Appendix 3: Midsized Communities (2,500-9,999)

Marengo falls into the group of midsized communities, which have a population of 2,500-9,999. In this data, 102 communities have a population in this range. The table below lists all communities in that group, sorted by the population estimate in the CDC PLACES dataset.

Community	Population	Community	Population	Community	Population
Keokuk	9,868	Red Oak	5,563	Dyersville	4,318
Grinnell	9,511	DeWitt	5,508	Forest City	4,254
Fairfield	9,474	Anamosa	5,493	Chariton	4,203
Mount Pleasant	9,214	Osceola	5,455	Jefferson	4,190
Denison	8,316	Algona	5,443	Carlisle	4,116
Sioux Center	8,227	Sheldon	5,417	Rock Valley	4,045
Perry	7,875	Spirit Lake	5,409	Monticello	4,034
Webster City	7,787	Centerville	5,393	Cresco	3,899
Clear Lake	7,642	Clarinda	5,371	West Liberty	3,821
Bondurant	7,617	Winterset	5,366	Waukon	3,818
Decorah	7,611	Windsor Heights	5,200	Carter Lake	3,780
Knoxville	7,523	Cherokee	5,154	Albia	3,705
Creston	7,519	Glenwood	5,128	Emmetsburg	3,671
Charles City	7,364	Manchester	5,112	Osage	3,590
Washington	7,329	Iowa Falls	5,095	Eagle Grove	3,589
Hiawatha	7,179	Sergeant Bluff	5,007	New Hampton	3,473
Nevada	6,933	Vinton	4,953	Robins	3,356
Atlantic	6,770	Shenandoah	4,930	Story City	3,352
Eldridge	6,693	Harlan	4,897	Williamsburg	3,332
Orange City	6,278	Tiffin	4,845	Milford	3,295
Maquoketa	6,123	Humboldt	4,774	West Burlington	3,184
Independence	6,106	Le Claire	4,679	Tipton	3,130
Adel	6,090	Evansdale	4,561	Tama	3,073
Oelwein	5,934	Camanche	4,546	Garner	3,065
Asbury	5,890	Mount Vernon	4,529	Solon	3,020
Estherville	5,881	Huxley	4,331	Wilton	2,939
Polk City	5,604	Hampton	4,328	Onawa	2,876

---

Community	Population
Saylorville	2,837
Park View	2,835
Sibley	2,830
Fairfax	2,814
Marengo	2,812
Clarion	2,799
Grundy Center	2,792
Madrid	2,784
Missouri Valley	2,692
Bloomfield	2,687
Hawarden	2,673
Postville	2,653
Eldora	2,645
Kalona	2,637
Rock Rapids	2,631
Center Point	2,573
Hudson	2,557
Belmond	2,512
Mitchellville	2,506
West Branch	2,503
Jesup	2,502

---