



## Iowa Community Health Snapshot Series

*275 community reports prepared for the Iowa State University  
Extension and Outreach Community and Economic  
Development Unit*



*May 2024*

*By Matthew Voss & Shawn Dorius*

---

*This project was supported by funding from Iowa State University's Extension and Outreach Community and Economic Development Unit via an award from Iowa State University's Presidential Strategic Initiative Plan 2022-2031.*

# Iowa Community Health Snapshot Series

## Table of contents

<b>Health in Maquoketa: Overview</b>	<b>3</b>
Strengths . . . . .	3
Opportunities . . . . .	4
How to Use this Report . . . . .	5
Using Ames, IA as an Example . . . . .	6
<b>Health Status</b>	<b>7</b>
Poor General Health . . . . .	7
Poor Physical Health . . . . .	8
Poor Mental Health . . . . .	8
<b>Health Risk Behaviors</b>	<b>9</b>
Binge Drinking . . . . .	9
Current Smoking . . . . .	10
Physical Inactivity . . . . .	10
Sleep <7 hours . . . . .	11
<b>Health Outcomes</b>	<b>12</b>
Arthritis . . . . .	12
High Blood Pressure . . . . .	13
Cancer (except skin) . . . . .	13
Current Asthma . . . . .	14
Coronary Heart Disease . . . . .	14
COPD . . . . .	15
Depression . . . . .	15
Diabetes . . . . .	16
High Cholesterol . . . . .	16
Chronic Kidney Disease . . . . .	17
Obesity . . . . .	17
Stroke . . . . .	18
All Teeth Lost . . . . .	18
<b>Prevention</b>	<b>19</b>
Lack of Health Insurance . . . . .	19
Taking BP Medication . . . . .	20
Cervical Cancer Screening . . . . .	20
Annual Checkup . . . . .	21
Cholesterol Screening . . . . .	21

---

Colorectal Cancer Screening . . . . .	22
Core preventive services for older men . . . . .	22
Core preventive services for older women . . . . .	24
Dental Visit . . . . .	24
Mammography . . . . .	26
<b>Disability</b>	<b>27</b>
Hearing disability . . . . .	27
Vision disability . . . . .	28
Cognitive disability . . . . .	28
Mobility disability . . . . .	29
Self-care disability . . . . .	29
Independent living disability . . . . .	30
Any disability . . . . .	30
<b>Appendix 1: CDC PLACES Data</b>	<b>31</b>
<b>Appendix 2: Maquoketa PLACES Data</b>	<b>32</b>
<b>Appendix 3: Midsized Communities (2,500-9,999)</b>	<b>34</b>

# Health in Maquoketa: Overview

Dear Community Members & Stakeholders of Maquoketa,

We are pleased to share the Iowa Community Health Snapshot series, a set of reports designed in partnership with Iowa State University’s Community Economic Development to assess the overall landscape of health and well-being across Iowa. The following pages include the health snapshot for your community. The snapshot can be used to see how Maquoketa ranks across various health measures compared to the rest of the state and similarly-sized communities. This comparison allows us to identify Maquoketa’s strengths and opportunities for growth by leveraging the Centers for Disease Control and Prevention PLACES dataset.

The report includes 37 health measures organized topically by general health status, risky behavior, health outcomes, prevention, and disability. We provide a general overview of each health topic, followed by a description of each health measure. Health measure descriptions include crude and age-adjusted rates and a ranking that tells you how your community ranks compared to all Iowa communities and communities of similar size to Maquoketa. Crude rates tell you the raw, un-adjusted percent of the population experiencing the health measure. Age-adjusted rates account for the age distribution present in your community and presents what the rate would be if your community had a standard age distribution. Crude rates can provide a general comparison between communities and age-adjusted rates can give a fairer comparison between communities with different age structures.

## Strengths

Take a look at the top strengths of your community! Below are unadjusted and age-adjusted health measures that represent your community’s strengths. We recommend using continued investment in these areas to maintain them as strengths, as well as building on them to improve in other health domains.

Crude			Age-Adjusted		
Health Domain	Statewide Community Rank	Midsized Community Rank	Health Domain	Statewide Community Rank	Midsized Community Rank
Binge Drinking	252nd	32nd	Taking BP Medication	25th	5th
Taking BP Medication	298th	24th	Binge Drinking	108th	25th
Annual Checkup	513th	55th	Core preventive services for older women	408th	51st
Core preventive services for older women	519th	45th	Cancer (except skin)	418th	41st
Cancer (except skin)	578th	57th	Annual Checkup	559th	68th

# Opportunities

Below are health measures that represent potential areas for growth in your community. We recommend increasing investment in these areas to support community health and well-being.

Crude			Age-Adjusted		
Health Domain	Statewide Community Rank	Midsized Community Rank	Health Domain	Statewide Community Rank	Midsized Community Rank
Independent Living Disability	937th	95th	Mental Health	895th	99th
All Teeth Lost	935th	95th	Cholesterol Screening	894th	101st
Current Smoking	933rd	99th	Current Smoking	890th	98th
Cervical Cancer Screening	925th	96th	Independent Living Disability	887th	96th
Mental Health	924th	95th	Physical Health	886th	96th

Please review the rest of the report to learn more about your community and reach out to us with questions about the report or for recommendations to improve the overall health and well-being in Maquoketa.

Sincerely,



Shawn F. Dorius, PhD  
Iowa State University  
Public Science Collaborative



IOWA STATE UNIVERSITY  
Extension and Outreach  
Community and Economic Development

This project was supported by funding from Iowa State University’s Extension and Outreach Community and Economic Development Unit, via an award from Iowa State University’s Presidential Strategic Initiative Plan 2022-2031.

---

## How to Use this Report

The purpose of the Iowa Community Health Snapshot Series is to provide an overview of health in Maquoketa that can be used to help inform health-related interventions and programming. This report contains five sections, including the overall health status of Maquoketa, a review of risky behaviors in the community, and information on various health outcomes, prevention measures, and disability needs. Each section includes an overview of the health domain, a breakdown of its underlying health measures, and data to see how Maquoketa compares to the rest of the state and similarly-sized communities.

With a population of 6,123, Maquoketa’s similarly sized communities are defined as midsized communities. In Iowa, midsized communities have an average population of 4,787, and there are 102 communities that are considered midsized communities. To see all of the communities in this population group, please see Appendix 3 of this report.

Group	Population Range	Number of Communities
Large	50,000+	11
Mid-Large	10,000-49,999	31
Midsized	2,500-9,999	102
Small	1,000-2,499	138
Very Small	0-999	676
Total		958

Using Ames, IA as an Example

The graphic below is an example of the details included for each health measure. The table in the upper right shows your community’s crude and age-adjusted rate estimates alongside their averages across all Iowa communities and similarly-sized communities. The images below show the distribution of the health measure across communities. The vertical lines correspond with the values in the table to show the estimate for the specific community compared to communities across the state. The solid black line in each plot represents the community rate, with the dashed lines indicating the average rate for all Iowa communities and the dotted lines showing the average rate for similarly-sized communities.



The example graphic above displays the poor mental health rate in Ames, Iowa. The left plot shows the crude rate of poor mental health in the community. Crude rates are the raw, un-adjusted percent of the population experiencing the health measure. Notice how the solid black line is closer to the right of the plot than the dashed and dotted lines; this indicates that Ames has a higher crude rate of poor mental health than most communities in the state. However, the age-adjusted rate plot on the right shows the solid line closer to the peak of the distribution and averages for the state and similarly-sized communities, indicating that when accounting for Ames’s unique age distribution, Ames’s poor mental health rate is not a significant outlier, and is estimated to be lower than the statewide average. Accounting for crude and age-adjusted rates is critical to help inform health interventions as age-adjusted rates can help contextualize the health measure within the population.

# Health Status

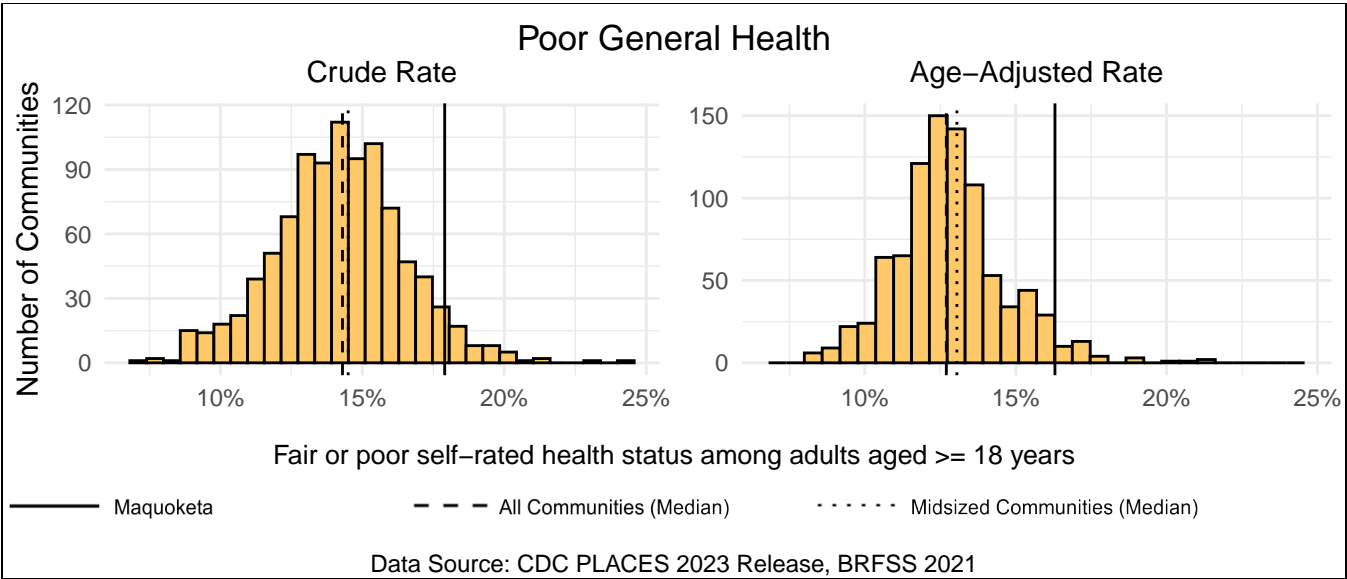
This section reflects measures for overall health, including general, physical, and mental health. These measures are a valuable way to see a simple summary of the health of a country’s population. The questions to calculate these measures ask respondents to evaluate their health status. General health is evaluated on a 5-point scale where respondents can report their health status as one of “excellent,” “very good,” “good,” “fair,” or “poor,” from which the respondents who answer “fair” or “poor” are included in the measure. Physical and mental health are evaluated as the rate of respondents who say they have had 14 or more days in the last 30 days in which their physical or mental health was not good. The URL below includes more information about each variable.

<https://www.cdc.gov/places/measure-definitions/health-status/index.html>

## Poor General Health

Maquoketa has a crude rate of 17.9% for fair or poor self-rated health status among adults aged >= 18 years, which ranks 906th out of 958 Iowa communities (92nd out of 102 midsize communities). The age-adjusted rate for Maquoketa is 16.3%, which ranks 872nd out of 905 Iowa communities (92nd out of 102 midsize communities).

Measure Type	Maquoketa	All Comm.	Midsized Comm.
Crude	17.9%	14.3%	14.5%
Age-Adjusted	16.3%	12.7%	13.0%

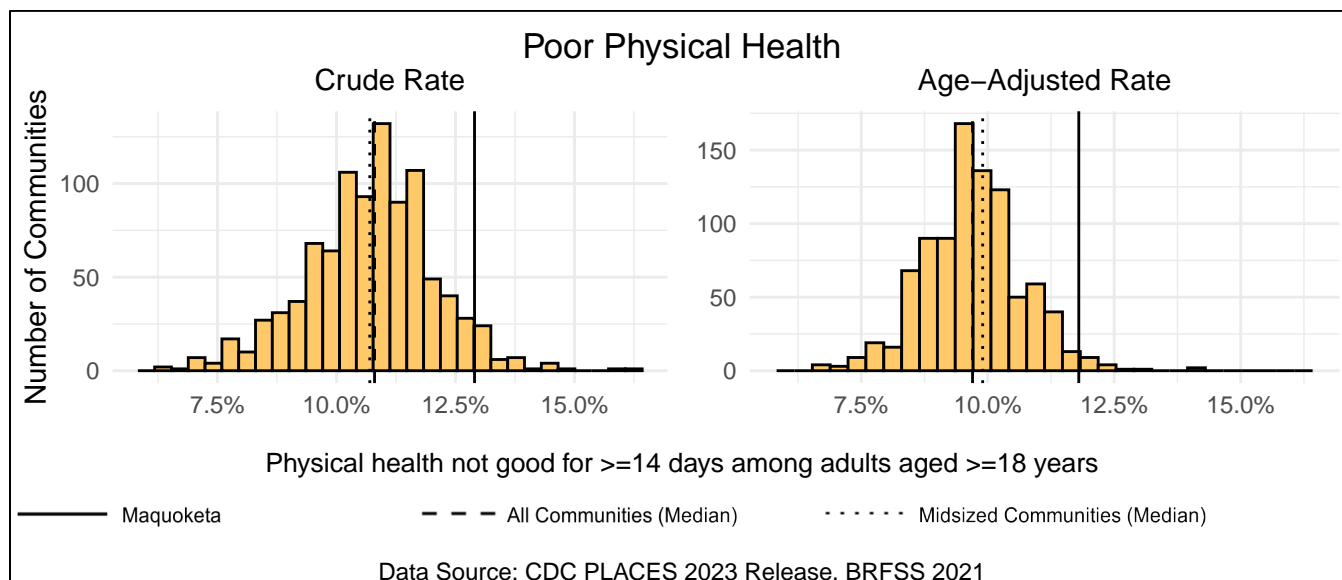




## Poor Physical Health

Maquoketa has a crude rate of 12.9% for physical health not good for  $\geq 14$  days among adults aged  $\geq 18$  years, which ranks 914th out of 958 Iowa communities (97th out of 102 midsize communities). The age-adjusted rate for Maquoketa is 11.8%, which ranks 886th out of 905 Iowa communities (96th out of 102 midsize communities).

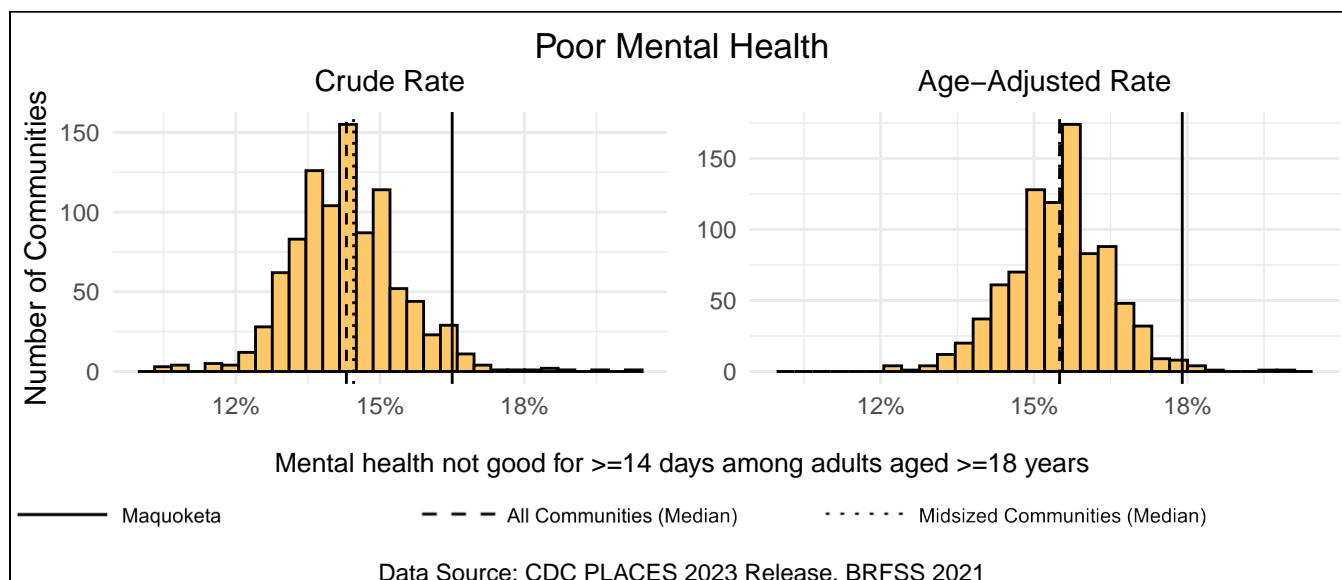
Measure Type	Maquoketa	All Comm.	Midsize Comm.
Crude	12.9%	10.8%	10.7%
Age-Adjusted	11.8%	9.7%	9.9%



## Poor Mental Health

Maquoketa has a crude rate of 16.5% for mental health not good for  $\geq 14$  days among adults aged  $\geq 18$  years, which ranks 924th out of 958 Iowa communities (95th out of 102 midsize communities). The age-adjusted rate for Maquoketa is 17.9%, which ranks 895th out of 905 Iowa communities (99th out of 102 midsize communities).

Measure Type	Maquoketa	All Comm.	Midsize Comm.
Crude	16.5%	14.3%	14.4%
Age-Adjusted	17.9%	15.5%	15.5%



# Health Risk Behaviors

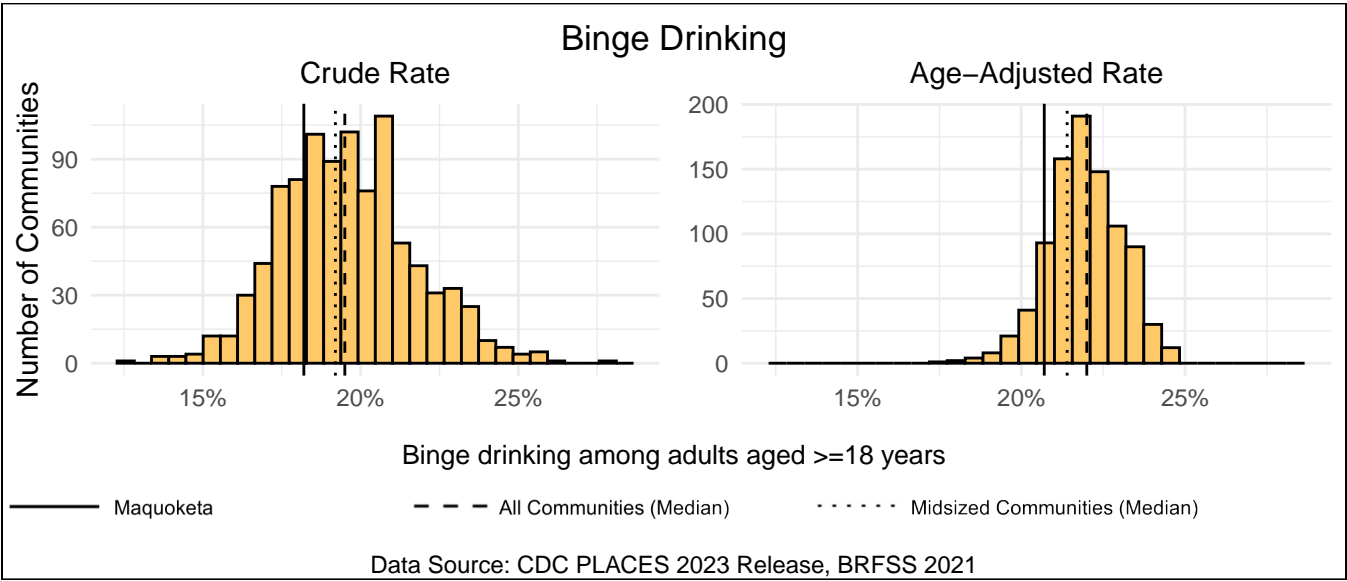
Health risk measures are measures of individual behaviors that can lead to poor health outcomes. These include binge drinking, current smoking, physical inactivity, and getting less than seven hours of nightly sleep. Risk behaviors are the most critical intervention points as they can help save lives and drastically improve health outcomes later in life. Each measure is calculated as the rate of respondents participating in a high level of risk behavior. The exact cutoff points for the behavior depend on the health area. The link below includes more information about each variable.

<https://www.cdc.gov/places/measure-definitions/unhealthy-behaviors/index.html>

## Binge Drinking

Maquoketa has a crude rate of 18.2% for binge drinking among adults aged  $\geq 18$  years, which ranks 252nd out of 958 Iowa communities (32nd out of 102 midsize communities). The age-adjusted rate for Maquoketa is 20.7%, which ranks 108th out of 905 Iowa communities (25th out of 102 midsize communities).

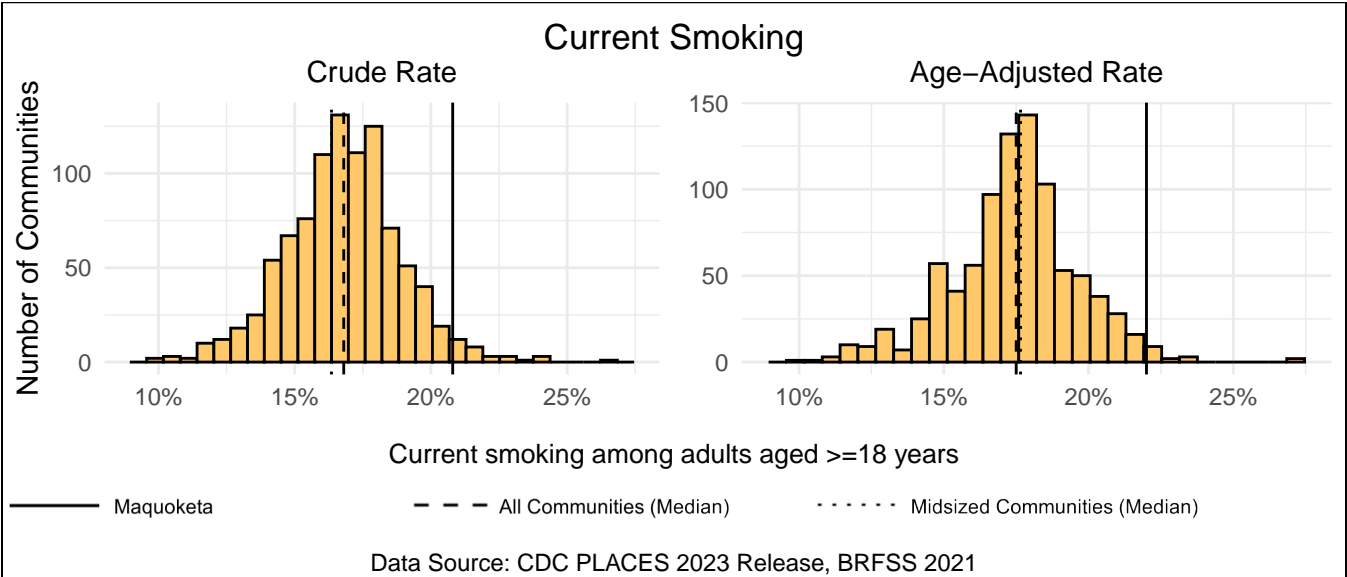
Measure Type	Maquoketa	All Comm.	Midsized Comm.
Crude	18.2%	19.5%	19.2%
Age-Adjusted	20.7%	22.0%	21.4%



# Current Smoking

Maquoketa has a crude rate of 20.8% for current smoking among adults aged >=18 years, which ranks 933rd out of 958 Iowa communities (99th out of 102 mid-sized communities). The age-adjusted rate for Maquoketa is 22.0%, which ranks 890th out of 905 Iowa communities (98th out of 102 mid-sized communities).

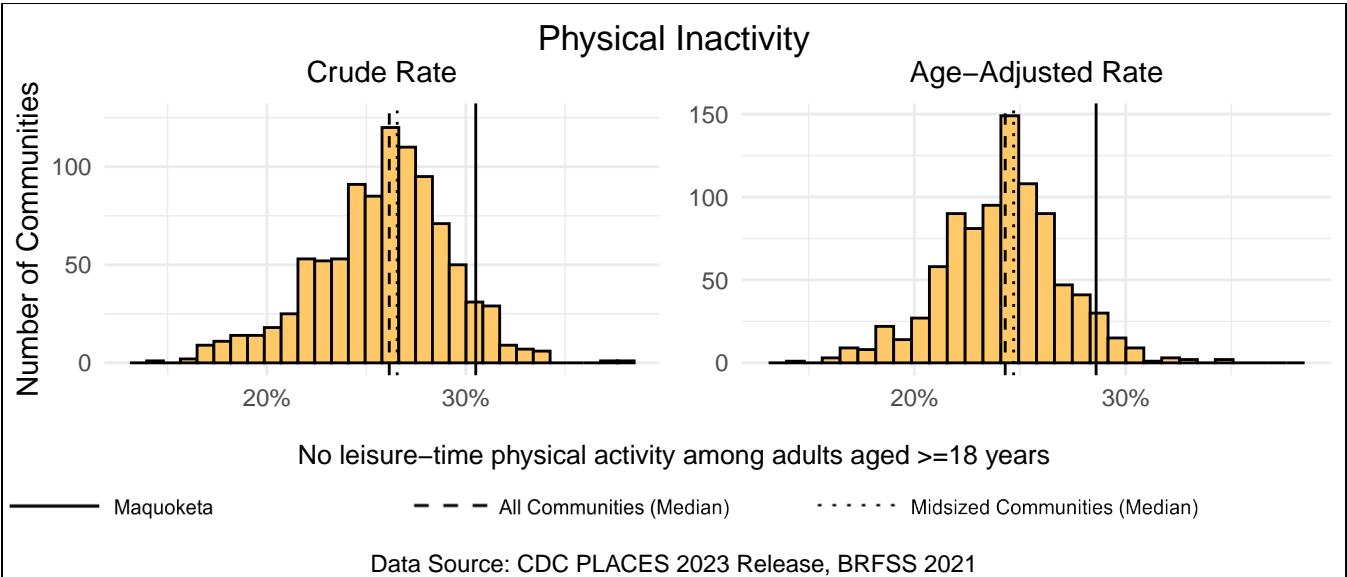
Measure Type	Maquoketa	All Comm.	Mid-sized Comm.
Crude	20.8%	16.8%	16.4%
Age-Adjusted	22.0%	17.5%	17.6%



# Physical Inactivity

Maquoketa has a crude rate of 30.5% for no leisure-time physical activity among adults aged >=18 years, which ranks 891st out of 958 Iowa communities (84th out of 102 mid-sized communities). The age-adjusted rate for Maquoketa is 28.6%, which ranks 850th out of 905 Iowa communities (86th out of 102 mid-sized communities).

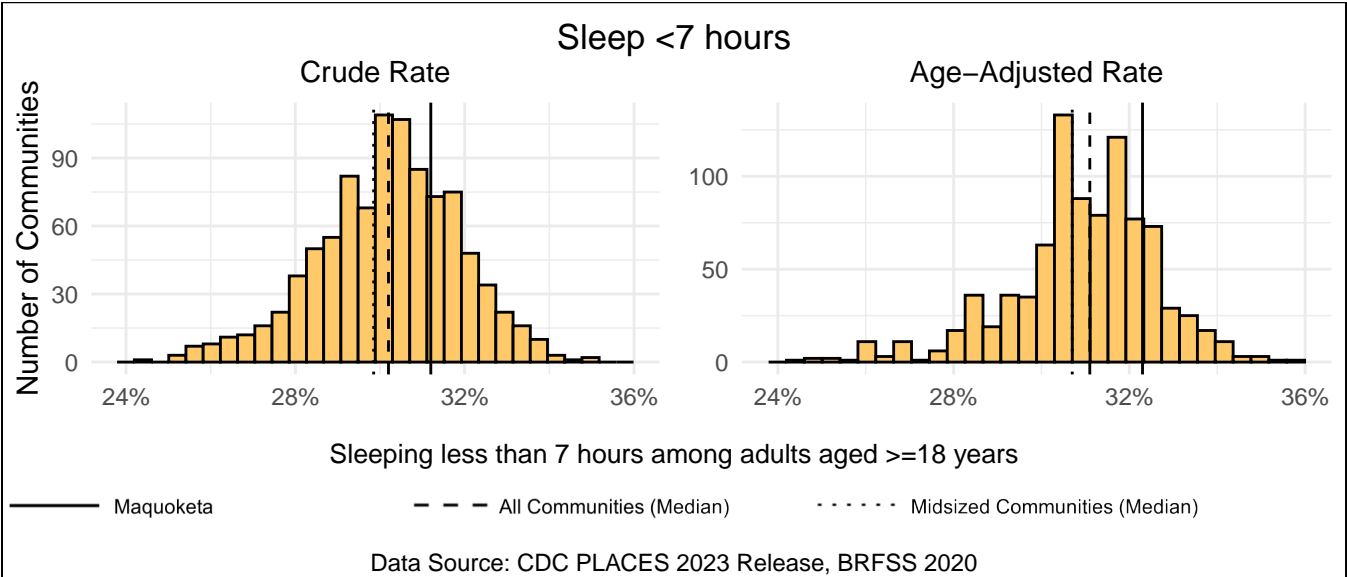
Measure Type	Maquoketa	All Comm.	Mid-sized Comm.
Crude	30.5%	26.1%	26.6%
Age-Adjusted	28.6%	24.3%	24.7%



# Sleep <7 hours

Maquoketa has a crude rate of 31.2% for sleeping less than 7 hours among adults aged  $\geq 18$  years, which ranks 675th out of 958 Iowa communities (76th out of 102 mid-sized communities). The age-adjusted rate for Maquoketa is 32.3%, which ranks 717th out of 905 Iowa communities (80th out of 102 mid-sized communities).

Measure Type	Maquoketa	All Comm.	Midsized Comm.
Crude	31.2%	30.2%	29.8%
Age-Adjusted	32.3%	31.1%	30.7%



# Health Outcomes

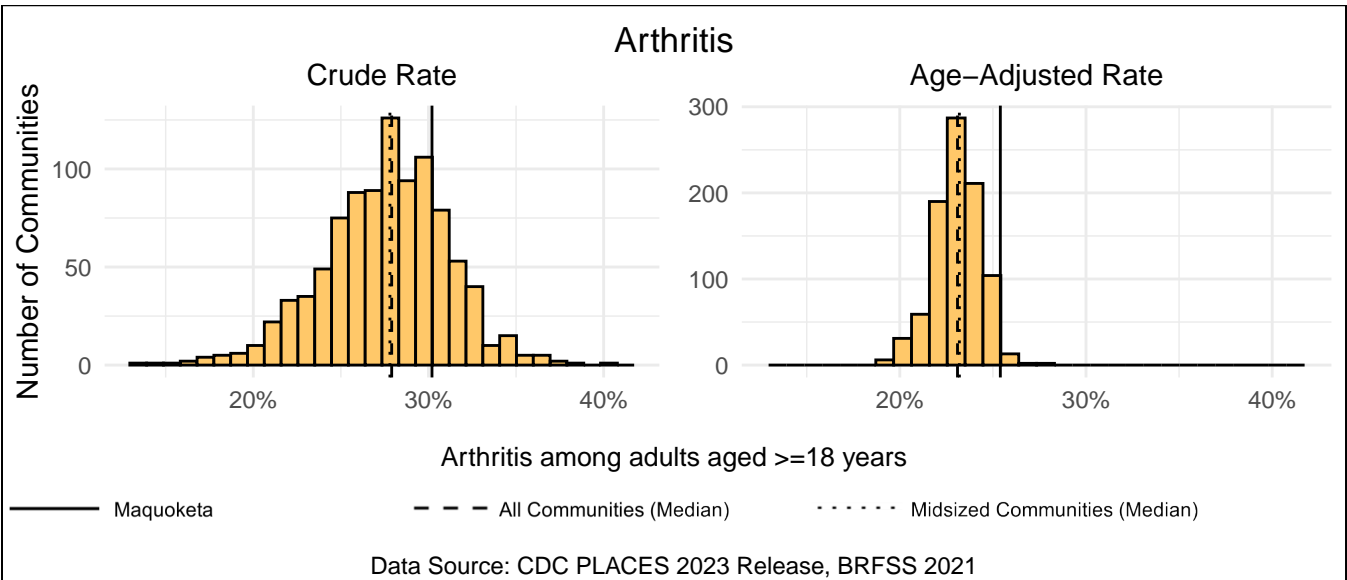
This section includes measures about specific health outcomes such as chronic illness, mental health conditions, and risk factors for future disease. Health outcome measures include but are not limited to arthritis, high blood pressure, cancer, depression, and obesity. Each measure is the percentage of respondents reporting receiving the diagnosis by a doctor, nurse, or other health professional. The link below includes more information about each variable.

<https://www.cdc.gov/places/measure-definitions/health-outcomes/index.html>

## Arthritis

Maquoketa has a crude rate of 30.2% for arthritis among adults aged  $\geq 18$  years, which ranks 732nd out of 958 Iowa communities (87th out of 102 midsize communities). The age-adjusted rate for Maquoketa is 25.4%, which ranks 882nd out of 905 Iowa communities (93rd out of 102 midsize communities).

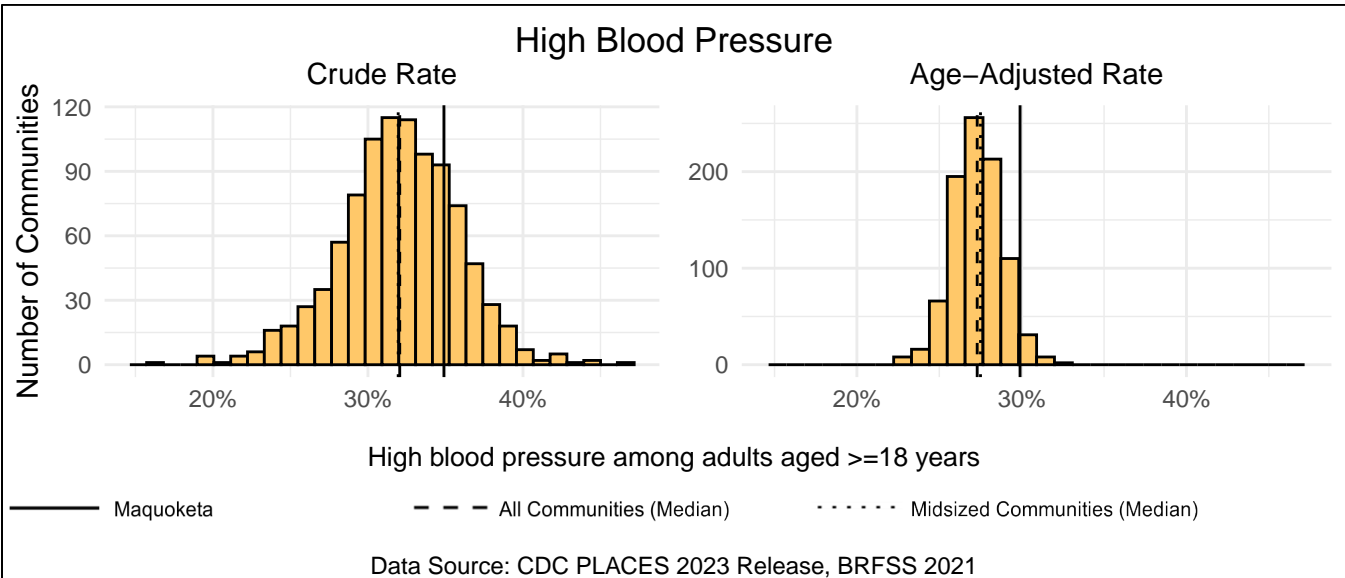
Measure Type	Maquoketa	All Comm.	Midsized Comm.
Crude	30.2%	27.9%	27.8%
Age-Adjusted	25.4%	23.1%	23.2%



## High Blood Pressure

Maquoketa has a crude rate of 34.9% for high blood pressure among adults aged  $\geq 18$  years, which ranks 742nd out of 958 Iowa communities (89th out of 102 midsized communities). The age-adjusted rate for Maquoketa is 29.9%, which ranks 865th out of 905 Iowa communities (88th out of 102 midsized communities).

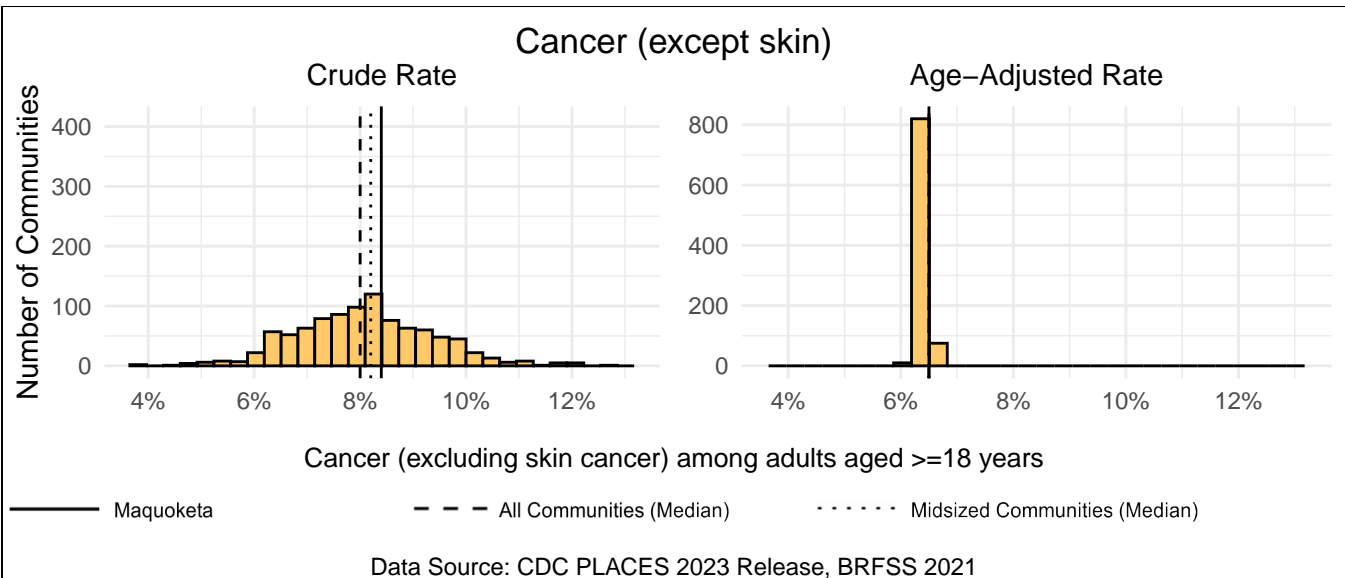
Measure Type	Maquoketa	All Comm.	Midsized Comm.
Crude	34.9%	32.0%	32.0%
Age-Adjusted	29.9%	27.3%	27.5%



## Cancer (except skin)

Maquoketa has a crude rate of 8.4% for cancer (excluding skin cancer) among adults aged  $\geq 18$  years, which ranks 578th out of 958 Iowa communities (57th out of 102 midsized communities). The age-adjusted rate for Maquoketa is 6.5%, which ranks 418th out of 905 Iowa communities (41st out of 102 midsized communities).

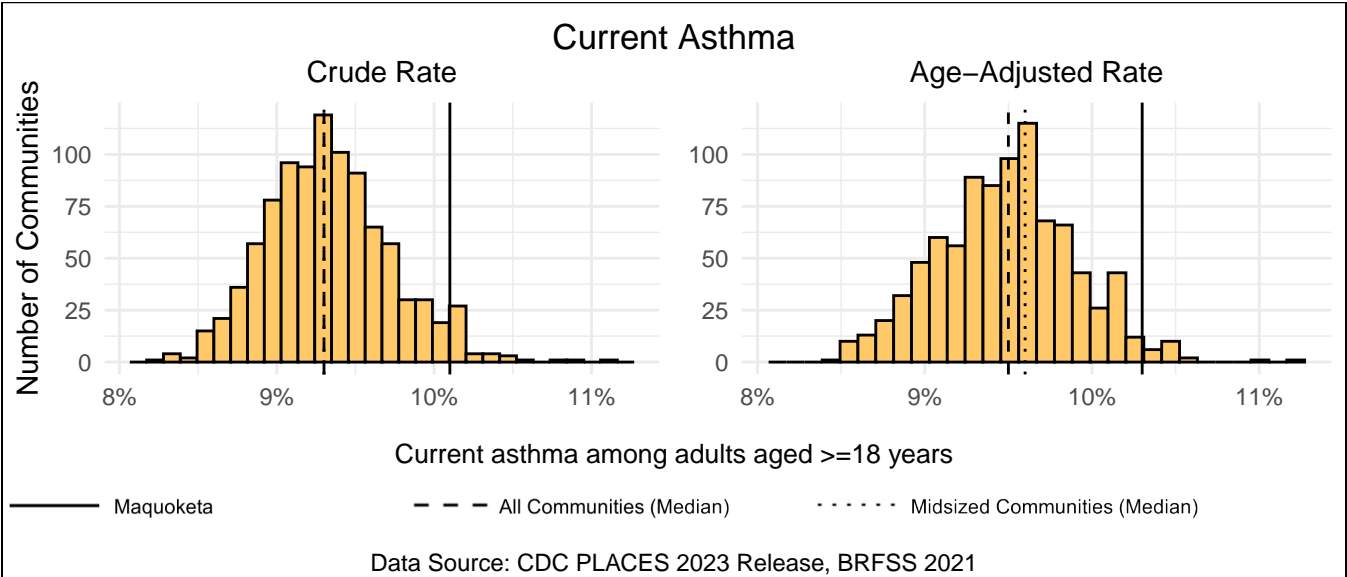
Measure Type	Maquoketa	All Comm.	Midsized Comm.
Crude	8.4%	8.0%	8.2%
Age-Adjusted	6.5%	6.5%	6.5%



## Current Asthma

Maquoketa has a crude rate of 10.1% for current asthma among adults aged  $\geq 18$  years, which ranks 917th out of 958 Iowa communities (94th out of 102 midsize communities). The age-adjusted rate for Maquoketa is 10.3%, which ranks 874th out of 905 Iowa communities (96th out of 102 midsize communities).

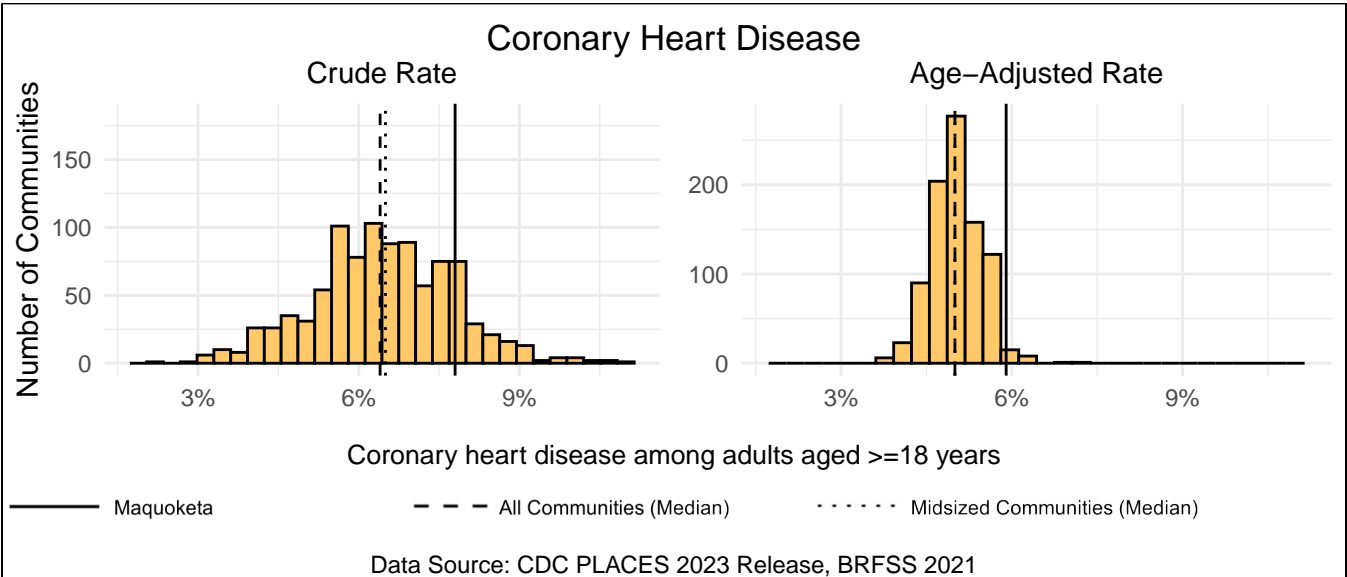
Measure Type	Maquoketa	All Comm.	Midsized Comm.
Crude	10.1%	9.3%	9.3%
Age-Adjusted	10.3%	9.5%	9.6%



## Coronary Heart Disease

Maquoketa has a crude rate of 7.8% for coronary heart disease among adults aged  $\geq 18$  years, which ranks 811th out of 958 Iowa communities (89th out of 102 midsize communities). The age-adjusted rate for Maquoketa is 5.9%, which ranks 881st out of 905 Iowa communities (97th out of 102 midsize communities).

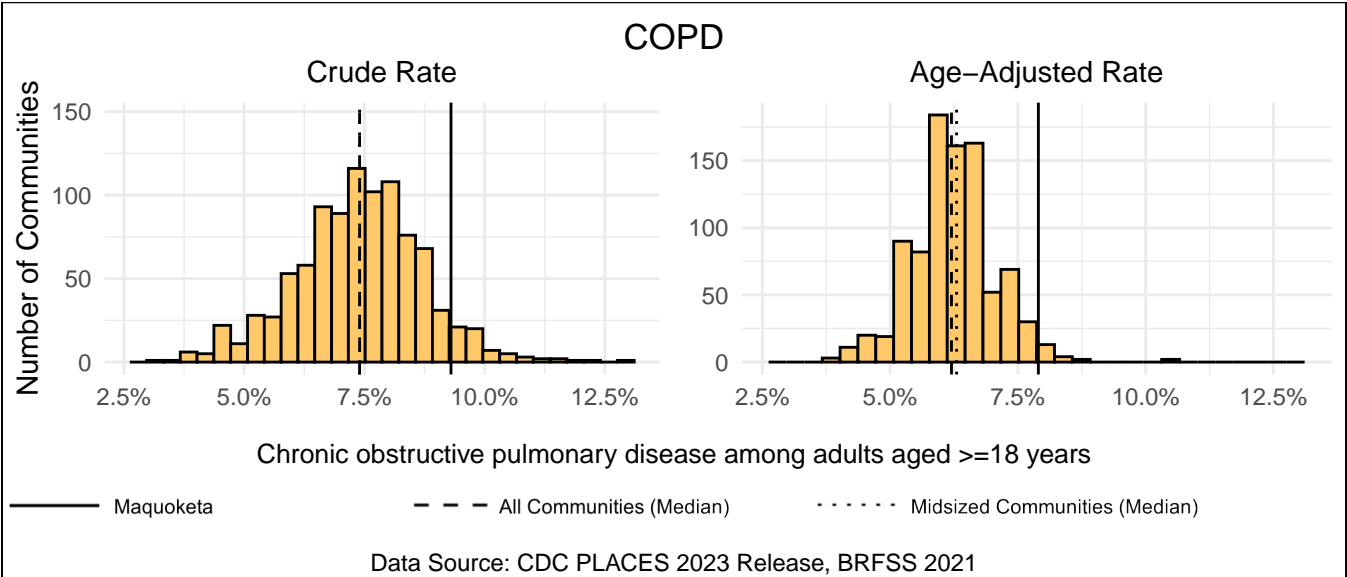
Measure Type	Maquoketa	All Comm.	Midsized Comm.
Crude	7.8%	6.4%	6.5%
Age-Adjusted	5.9%	5.0%	5.0%



# COPD

Maquoketa has a crude rate of 9.3% for chronic obstructive pulmonary disease among adults aged >=18 years, which ranks 896th out of 958 Iowa communities (94th out of 102 mid-sized communities). The age-adjusted rate for Maquoketa is 7.9%, which ranks 885th out of 905 Iowa communities (95th out of 102 mid-sized communities).

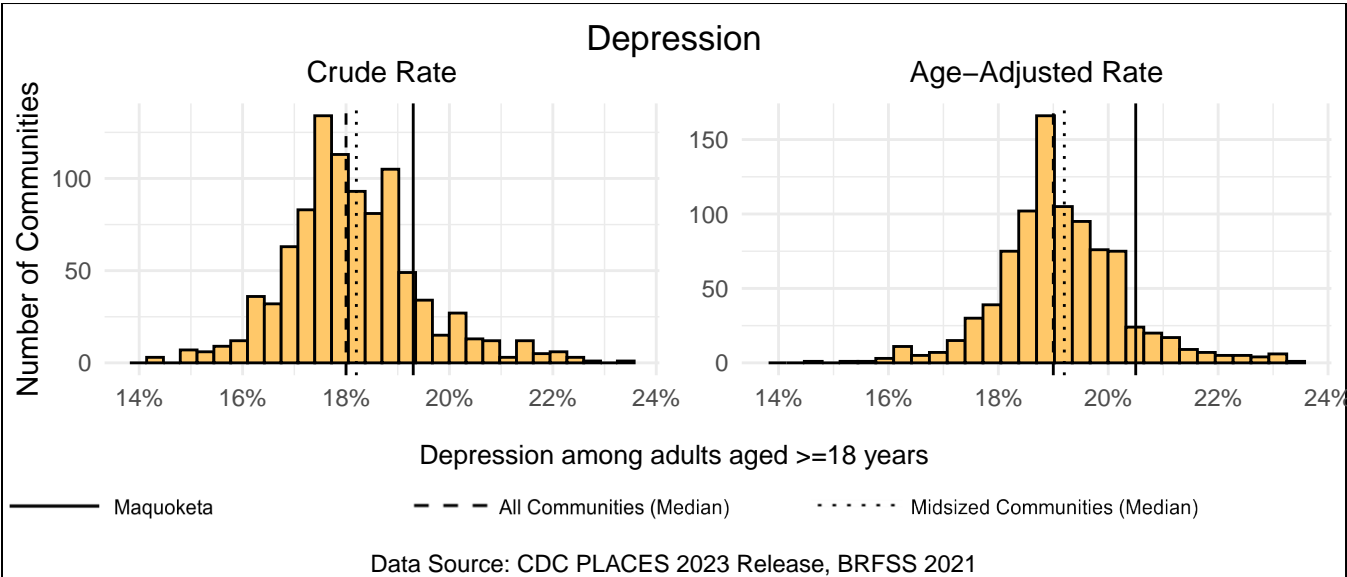
Measure Type	Maquoketa	All Comm.	Midsized Comm.
Crude	9.3%	7.4%	7.4%
Age-Adjusted	7.9%	6.2%	6.3%



# Depression

Maquoketa has a crude rate of 19.3% for depression among adults aged >=18 years, which ranks 815th out of 958 Iowa communities (84th out of 102 mid-sized communities). The age-adjusted rate for Maquoketa is 20.5%, which ranks 815th out of 905 Iowa communities (89th out of 102 mid-sized communities).

Measure Type	Maquoketa	All Comm.	Midsized Comm.
Crude	19.3%	18.0%	18.2%
Age-Adjusted	20.5%	19.0%	19.2%

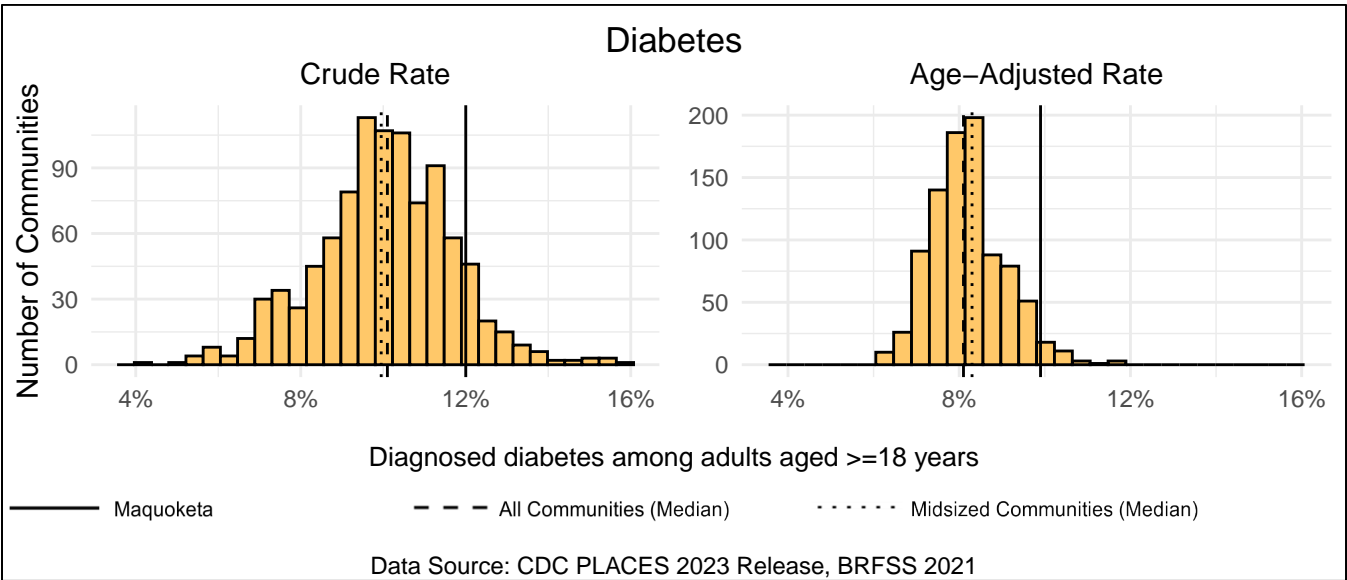




# Diabetes

Maquoketa has a crude rate of 12.0% for diagnosed diabetes among adults aged >=18 years, which ranks 862nd out of 958 Iowa communities (89th out of 102 midsized communities). The age-adjusted rate for Maquoketa is 9.9%, which ranks 870th out of 905 Iowa communities (91st out of 102 midsized communities).

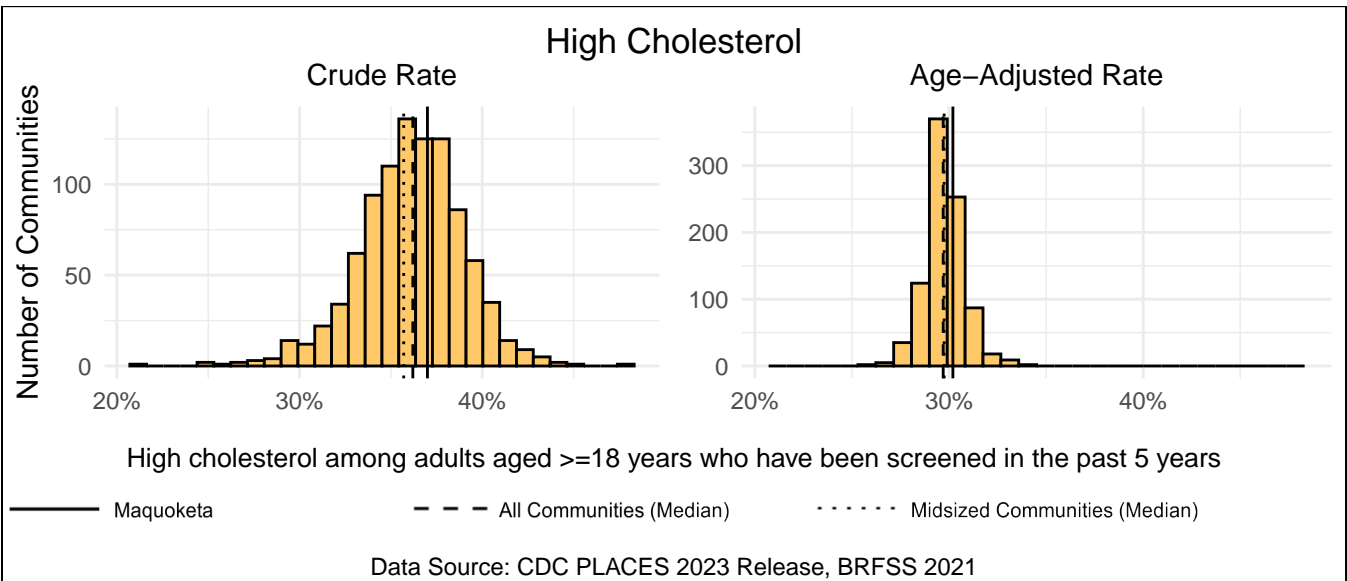
Measure Type	Maquoketa	All Comm.	Midsized Comm.
Crude	12.0%	10.1%	9.9%
Age-Adjusted	9.9%	8.1%	8.3%



# High Cholesterol

Maquoketa has a crude rate of 37.0% for high cholesterol among adults aged >=18 years who have been screened in the past 5 years, which ranks 579th out of 958 Iowa communities (75th out of 102 midsized communities). The age-adjusted rate for Maquoketa is 30.2%, which ranks 599th out of 905 Iowa communities (67th out of 102 midsized communities).

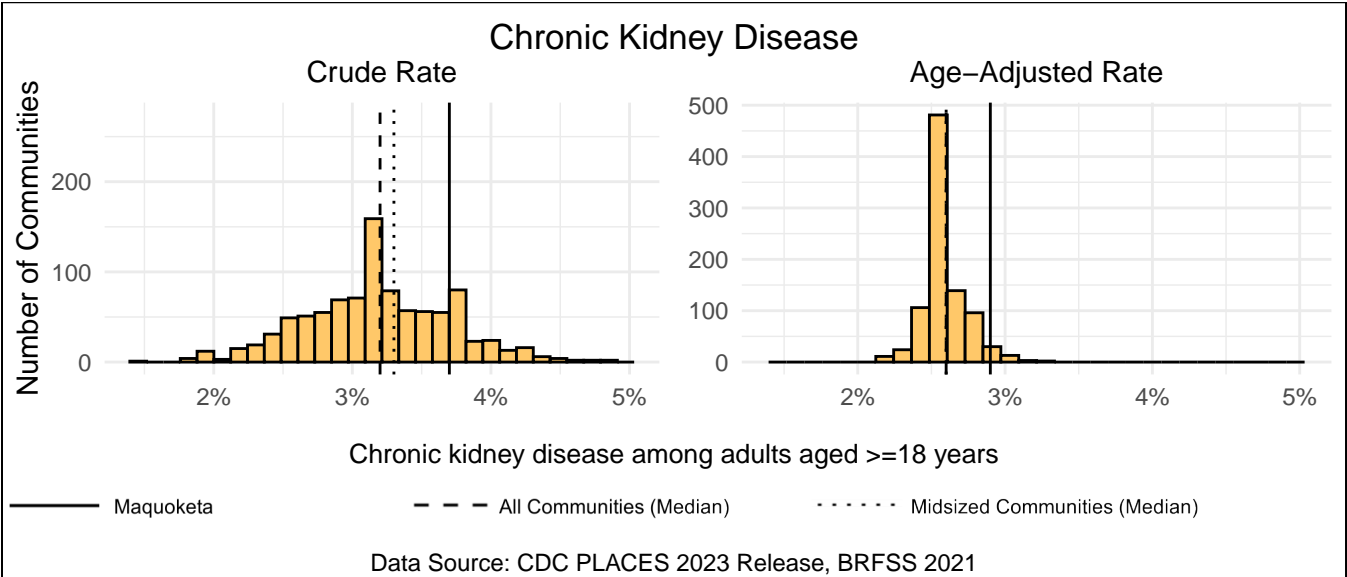
Measure Type	Maquoketa	All Comm.	Midsized Comm.
Crude	37.0%	36.2%	35.7%
Age-Adjusted	30.2%	29.7%	29.8%



# Chronic Kidney Disease

Maquoketa has a crude rate of 3.7% for chronic kidney disease among adults aged  $\geq 18$  years, which ranks 787th out of 958 Iowa communities (83rd out of 102 midsized communities). The age-adjusted rate for Maquoketa is 2.9%, which ranks 858th out of 905 Iowa communities (85th out of 102 midsized communities).

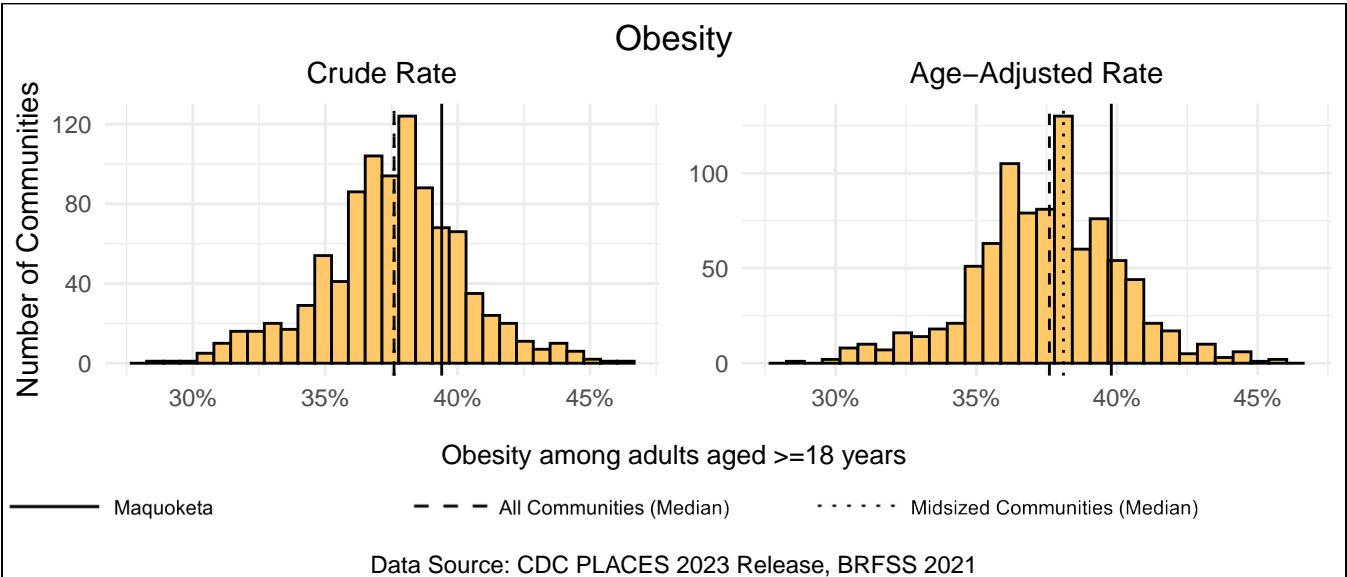
Measure Type	Maquoketa	All Comm.	Midsized Comm.
Crude	3.7%	3.2%	3.3%
Age-Adjusted	2.9%	2.6%	2.6%



# Obesity

Maquoketa has a crude rate of 39.4% for obesity among adults aged  $\geq 18$  years, which ranks 747th out of 958 Iowa communities (82nd out of 102 midsized communities). The age-adjusted rate for Maquoketa is 39.8%, which ranks 754th out of 905 Iowa communities (81st out of 102 midsized communities).

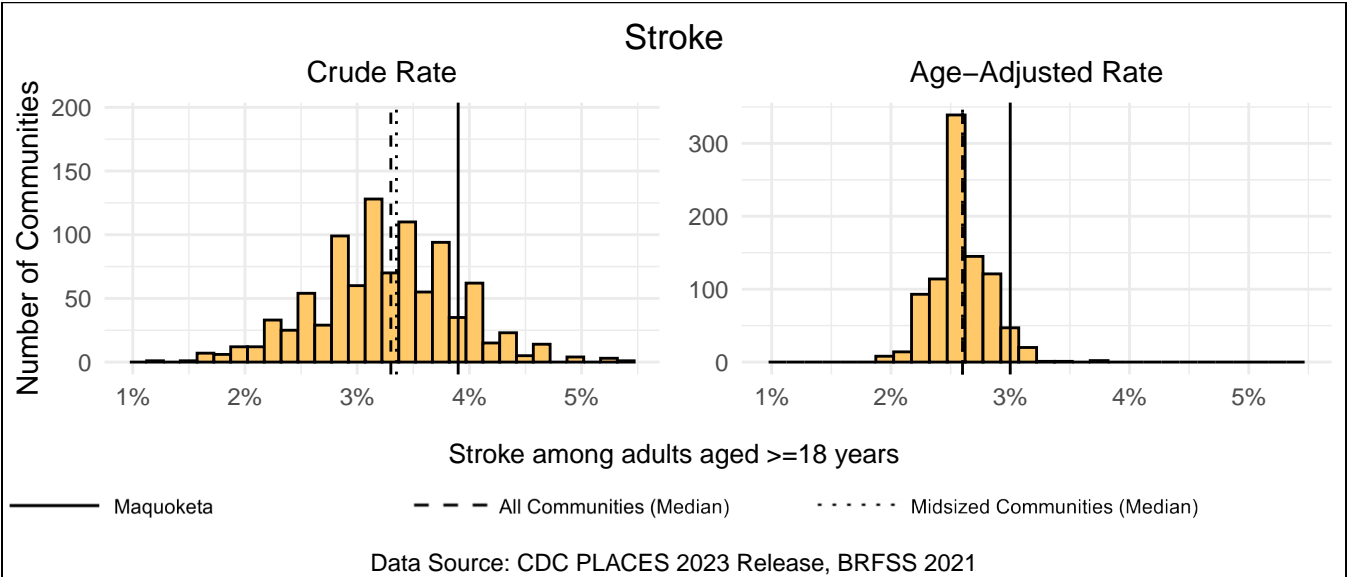
Measure Type	Maquoketa	All Comm.	Midsized Comm.
Crude	39.4%	37.6%	37.6%
Age-Adjusted	39.8%	37.6%	38.1%



# Stroke

Maquoketa has a crude rate of 3.9% for stroke among adults aged  $\geq 18$  years, which ranks 797th out of 958 Iowa communities (83rd out of 102 midsized communities). The age-adjusted rate for Maquoketa is 3.0%, which ranks 835th out of 905 Iowa communities (85th out of 102 midsized communities).

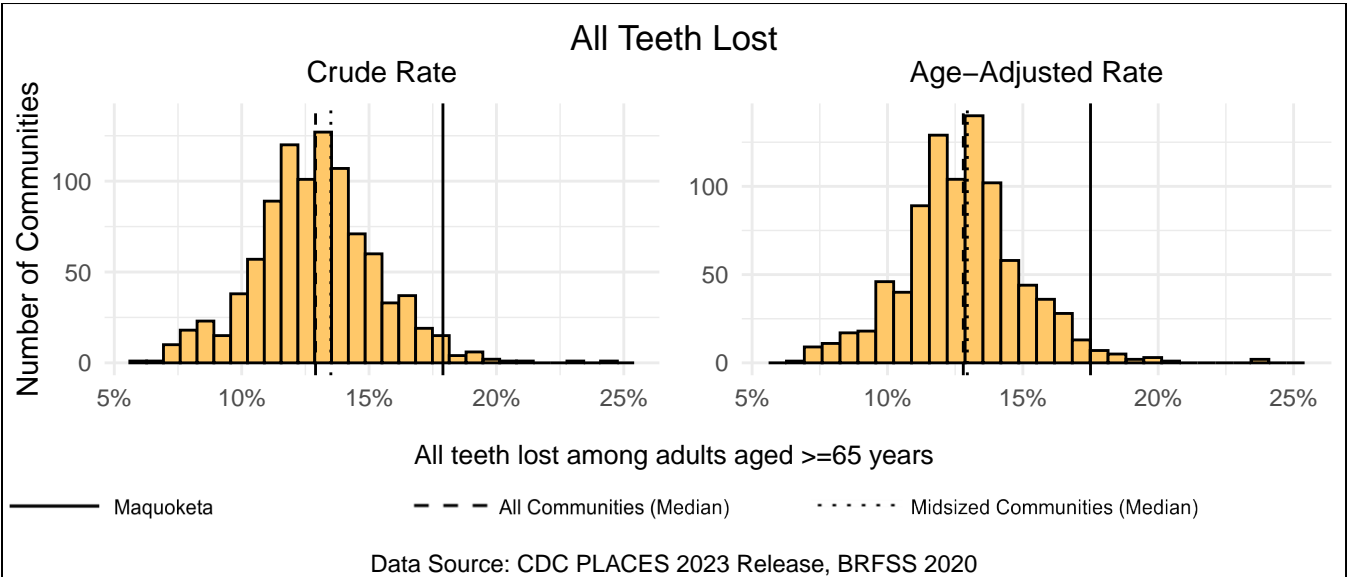
Measure Type	Maquoketa	All Comm.	Midsized Comm.
Crude	3.9%	3.3%	3.3%
Age-Adjusted	3.0%	2.6%	2.6%



# All Teeth Lost

Maquoketa has a crude rate of 17.9% for all teeth lost among adults aged  $\geq 65$  years, which ranks 935th out of 958 Iowa communities (95th out of 102 midsized communities). The age-adjusted rate for Maquoketa is 17.5%, which ranks 886th out of 905 Iowa communities (96th out of 102 midsized communities).

Measure Type	Maquoketa	All Comm.	Midsized Comm.
Crude	17.9%	12.9%	13.5%
Age-Adjusted	17.5%	12.8%	12.9%



# Prevention

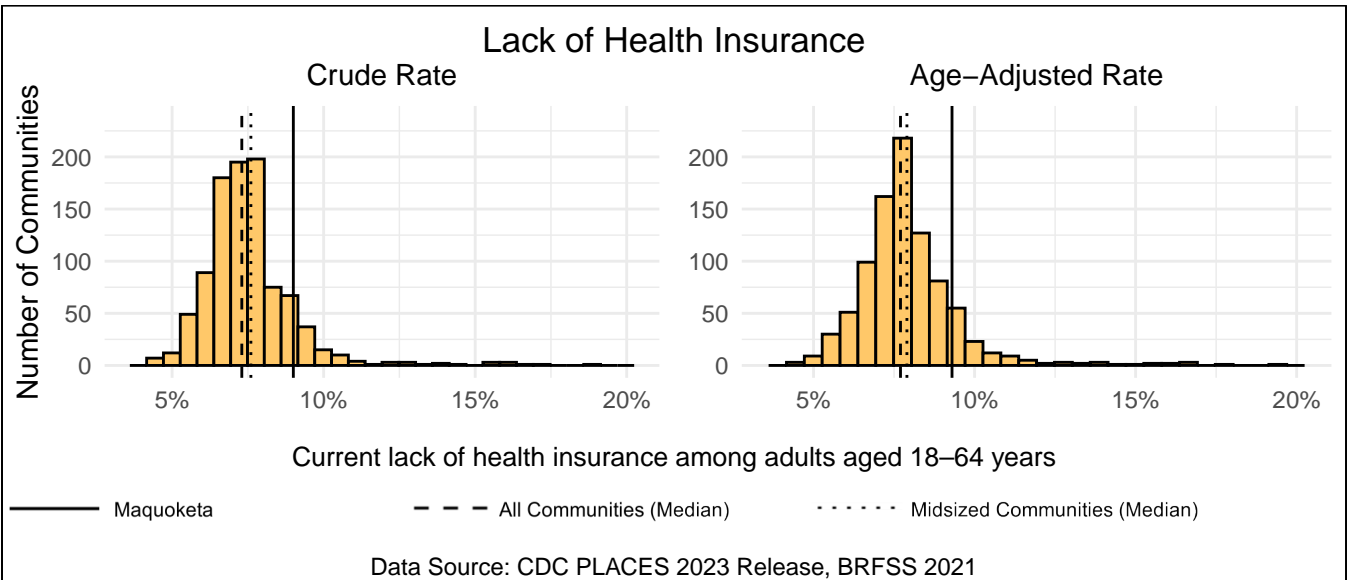
Preventive measures are another practical intervention point for public health professionals as they allow for the early detection of health conditions and improve overall treatment efficacy. This section includes a review of your community’s prevention measures, including preventive screenings and doctor visits. Besides the measure for lack of health insurance, all measures in this section are positive, where a higher rate is a strength for your community. The link below includes more information about each variable.

<https://www.cdc.gov/places/measure-definitions/prevention/index.html>

## Lack of Health Insurance

Maquoketa has a crude rate of 9.0% for current lack of health insurance among adults aged 18–64 years, which ranks 853rd out of 958 Iowa communities (75th out of 102 midsize communities). The age-adjusted rate for Maquoketa is 9.3%, which ranks 788th out of 905 Iowa communities (72nd out of 102 midsize communities).

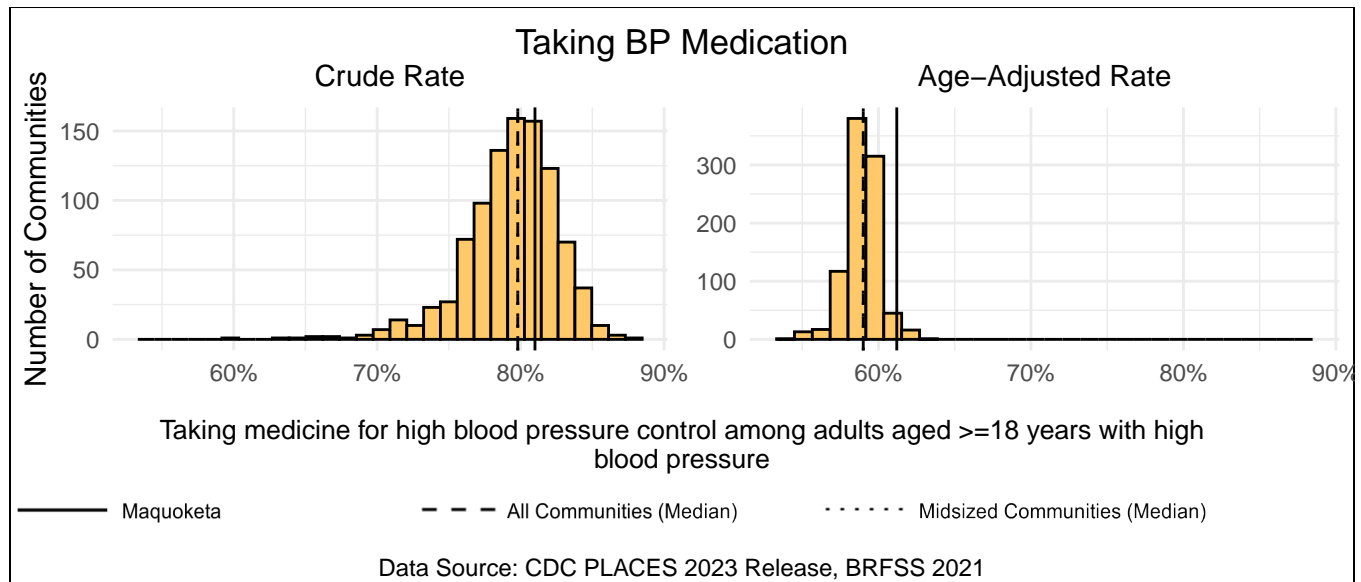
Measure Type	Maquoketa	All Comm.	Midsized Comm.
Crude	9.0%	7.3%	7.6%
Age-Adjusted	9.3%	7.7%	7.9%



## Taking BP Medication

Maquoketa has a crude rate of 81.0% for taking medicine for high blood pressure control among adults aged  $\geq 18$  years with high blood pressure, which ranks 298th out of 958 Iowa communities (24th out of 102 midsize communities). The age-adjusted rate for Maquoketa is 61.2%, which ranks 25th out of 905 Iowa communities (5th out of 102 midsize communities).

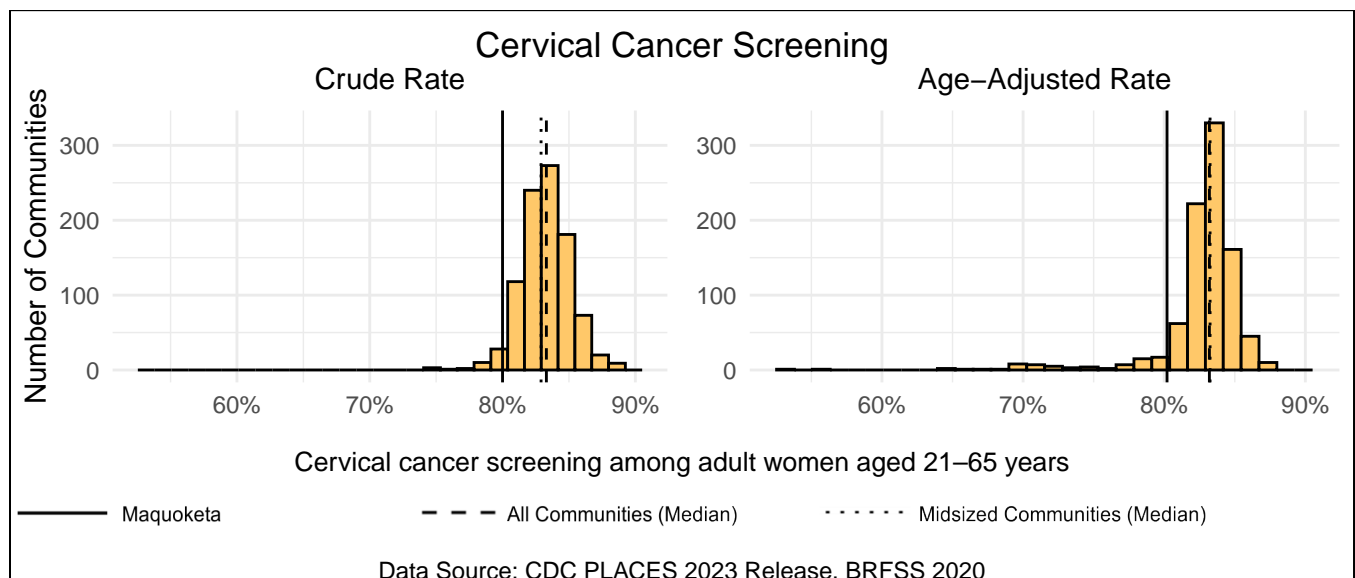
Measure Type	Maquoketa	All Comm.	Midsize Comm.
Crude	81.0%	79.8%	79.8%
Age-Adjusted	61.2%	59.0%	59.0%



## Cervical Cancer Screening

Maquoketa has a crude rate of 80.0% for cervical cancer screening among adult women aged 21–65 years, which ranks 925th out of 958 Iowa communities (96th out of 102 midsize communities). The age-adjusted rate for Maquoketa is 80.2%, which ranks 833rd out of 905 Iowa communities (99th out of 102 midsize communities).

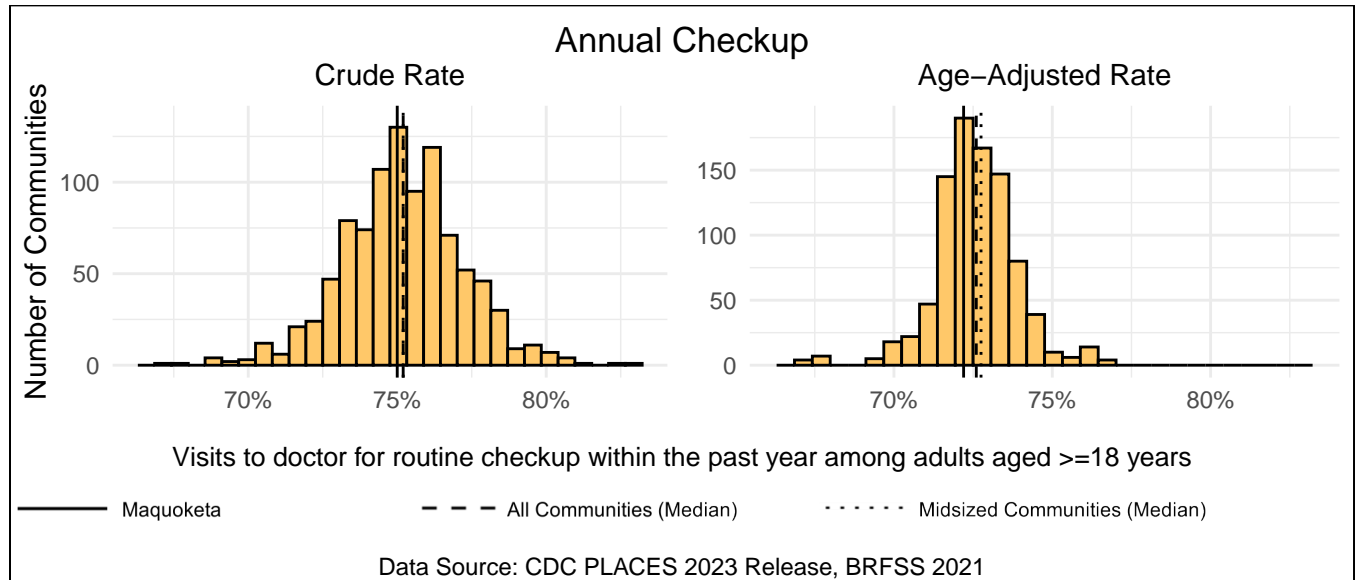
Measure Type	Maquoketa	All Comm.	Midsize Comm.
Crude	80.0%	83.3%	82.9%
Age-Adjusted	80.2%	83.2%	83.2%



## Annual Checkup

Maquoketa has a crude rate of 75.0% for visits to doctor for routine checkup within the past year among adults aged  $\geq 18$  years, which ranks 513th out of 958 Iowa communities (55th out of 102 mid-sized communities). The age-adjusted rate for Maquoketa is 72.2%, which ranks 559th out of 905 Iowa communities (68th out of 102 mid-sized communities).

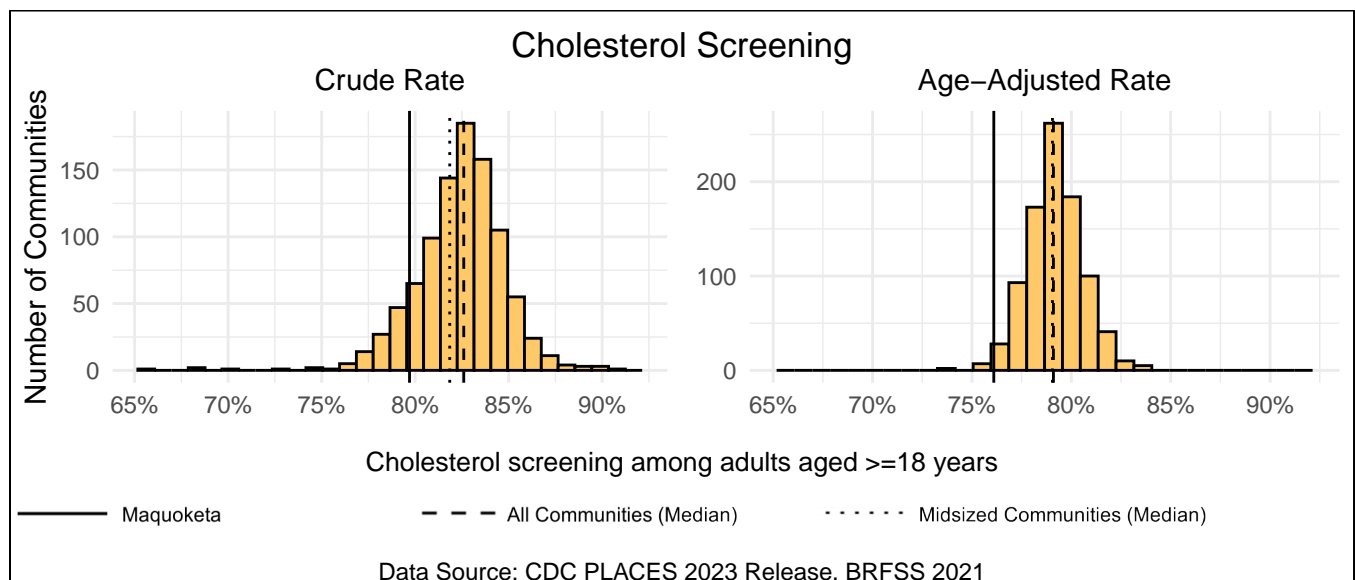
Measure Type	Maquoketa	All Comm.	Midsized Comm.
Crude	75.0%	75.2%	75.2%
Age-Adjusted	72.2%	72.6%	72.8%



## Cholesterol Screening

Maquoketa has a crude rate of 79.7% for cholesterol screening among adults aged  $\geq 18$  years, which ranks 843rd out of 958 Iowa communities (80th out of 102 mid-sized communities). The age-adjusted rate for Maquoketa is 76.1%, which ranks 894th out of 905 Iowa communities (101st out of 102 mid-sized communities).

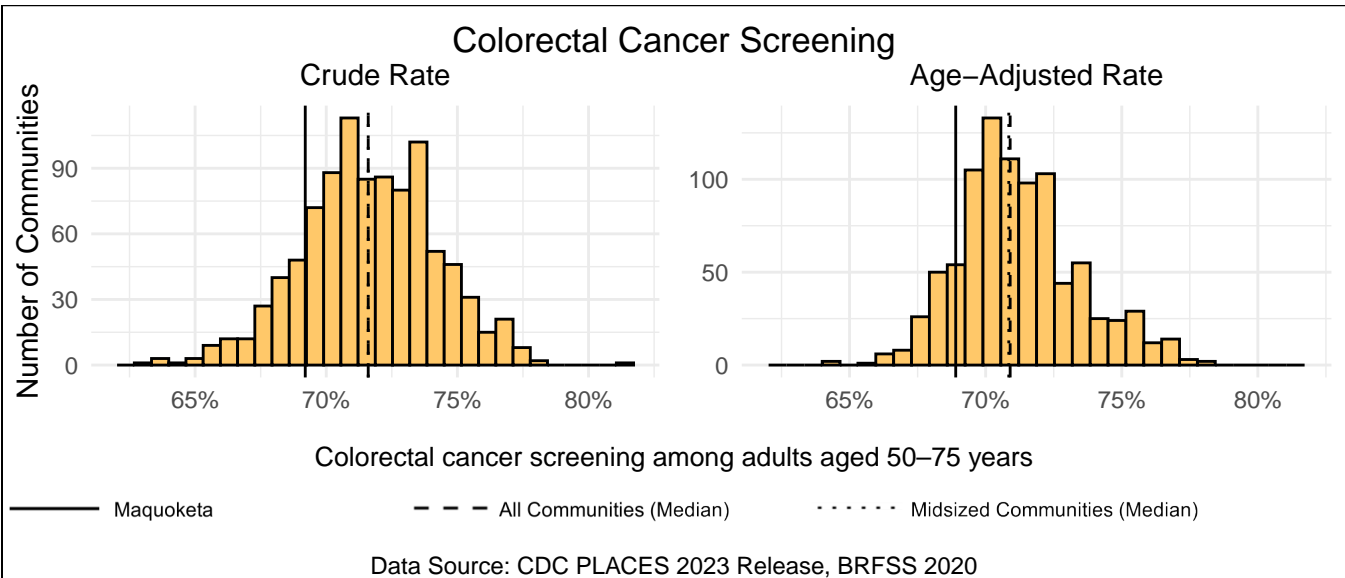
Measure Type	Maquoketa	All Comm.	Midsized Comm.
Crude	79.7%	82.6%	81.8%
Age-Adjusted	76.1%	79.1%	79.0%



## Colorectal Cancer Screening

Maquoketa has a crude rate of 69.2% for colorectal cancer screening among adults aged 50–75 years, which ranks 803rd out of 958 Iowa communities (86th out of 102 mid-sized communities). The age-adjusted rate for Maquoketa is 68.9%, which ranks 787th out of 905 Iowa communities (79th out of 102 mid-sized communities).

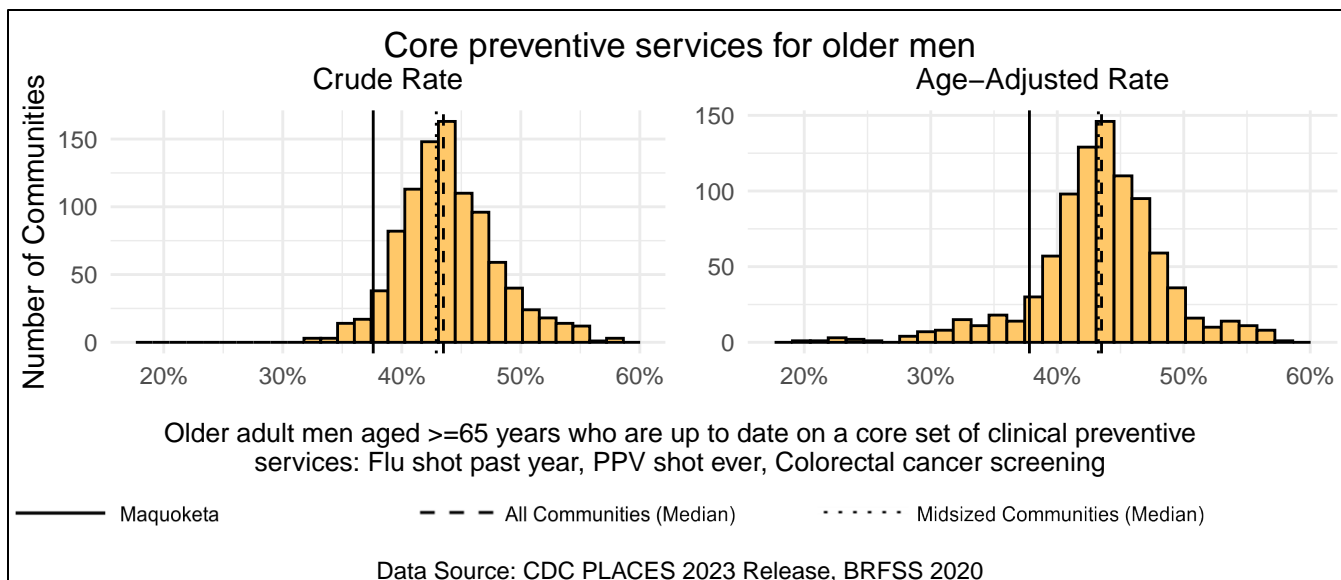
Measure Type	Maquoketa	All Comm.	Midsized Comm.
Crude	69.2%	71.6%	71.6%
Age-Adjusted	68.9%	70.9%	70.8%



## Core preventive services for older men

Maquoketa has a crude rate of 37.6% for older adult men aged  $\geq 65$  years who are up to date on a core set of clinical preventive services: flu shot past year, ppv shot ever, colorectal cancer screening, which ranks 916th out of 958 Iowa communities (94th out of 102 mid-sized communities). The age-adjusted rate for Maquoketa is 37.8%, which ranks 808th out of 905 Iowa communities (95th out of 102 mid-sized communities).

Measure Type	Maquoketa	All Comm.	Midsized Comm.
Crude	37.6%	43.5%	42.9%
Age-Adjusted	37.8%	43.5%	43.2%

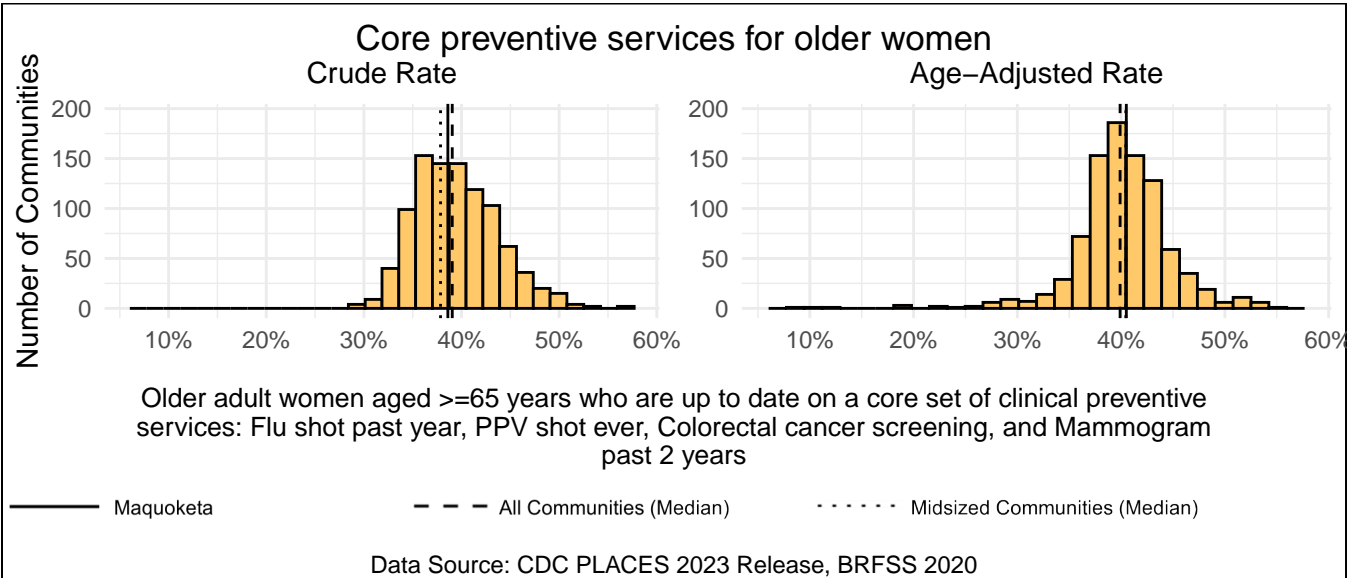




## Core preventive services for older women

Maquoketa has a crude rate of 38.6% for older adult women aged  $\geq 65$  years who are up to date on a core set of clinical preventive services: flu shot past year, ppv shot ever, colorectal cancer screening, and mammogram past 2 years, which ranks 519th out of 958 Iowa communities (45th out of 102 mid-sized communities). The age-adjusted rate for Maquoketa is 40.5%, which ranks 408th out of 905 Iowa communities (51st out of 102 mid-sized communities).

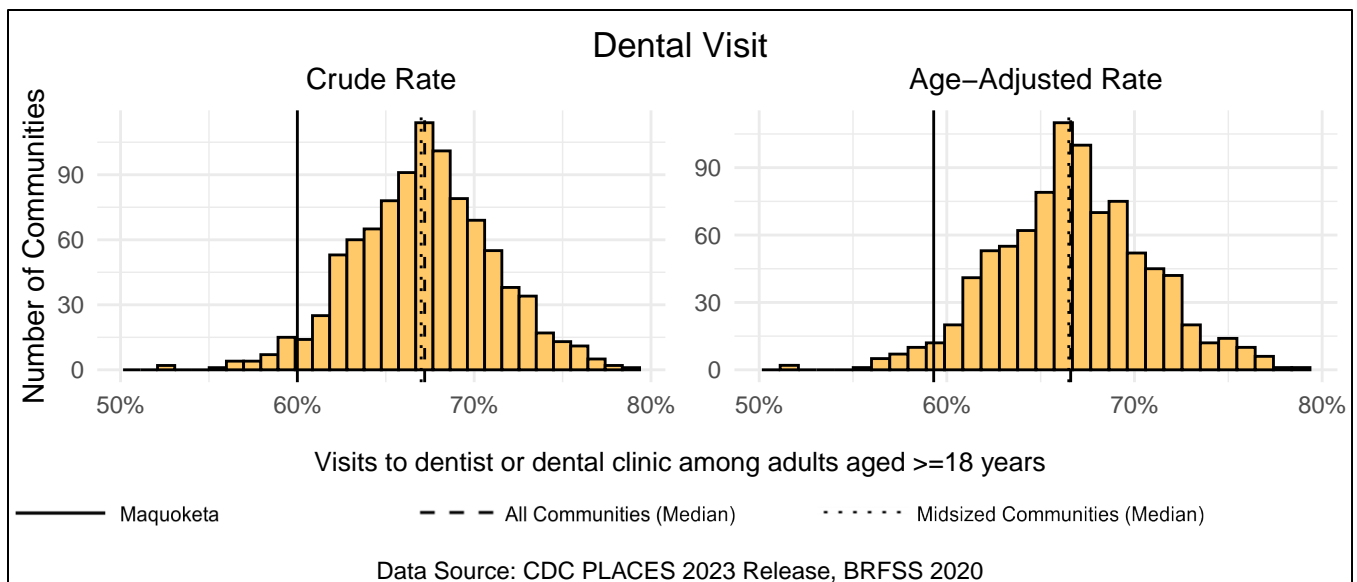
Measure Type	Maquoketa	All Comm.	Midsized Comm.
Crude	38.6%	39.0%	37.8%
Age-Adjusted	40.5%	39.9%	40.4%



## Dental Visit

Maquoketa has a crude rate of 60.0% for visits to dentist or dental clinic among adults aged  $\geq 18$  years, which ranks 923rd out of 958 Iowa communities (90th out of 102 mid-sized communities). The age-adjusted rate for Maquoketa is 59.3%, which ranks 877th out of 905 Iowa communities (91st out of 102 mid-sized communities).

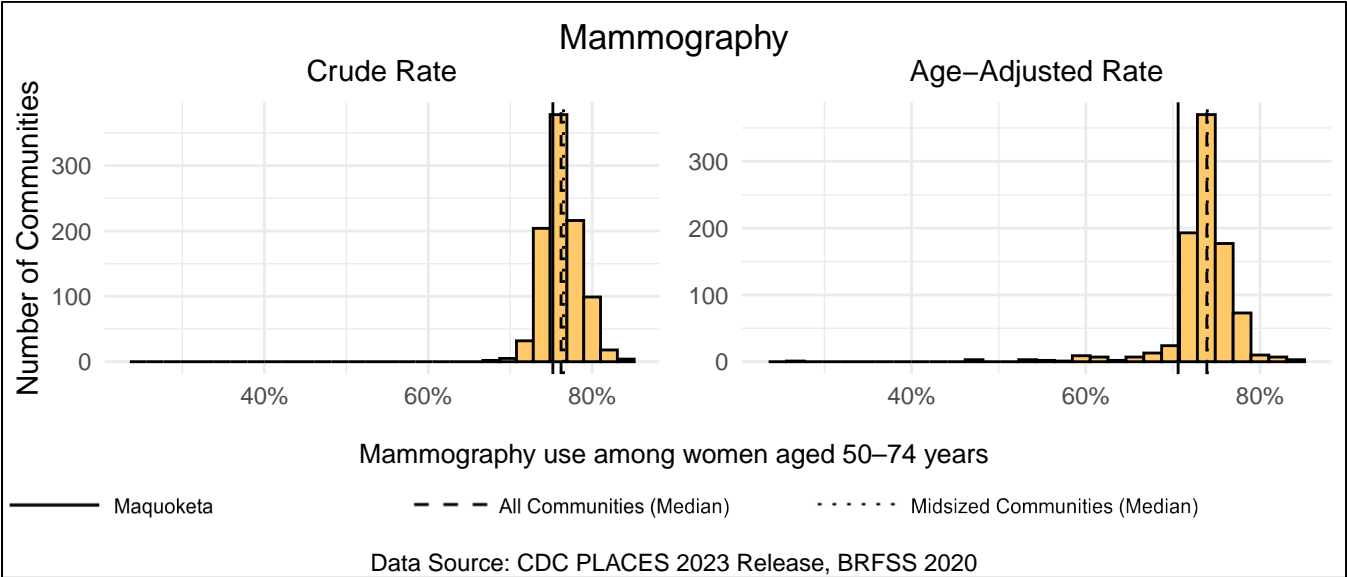
Measure Type	Maquoketa	All Comm.	Midsized Comm.
Crude	60.0%	67.2%	67.0%
Age-Adjusted	59.3%	66.6%	66.5%



# Mammography

Maquoketa has a crude rate of 75.2% for mammography use among women aged 50–74 years, which ranks 659th out of 958 Iowa communities (78th out of 102 midsized communities). The age-adjusted rate for Maquoketa is 70.6%, which ranks 834th out of 905 Iowa communities (96th out of 102 midsized communities).

Measure Type	Maquoketa	All Comm.	Midsized Comm.
Crude	75.2%	76.2%	76.5%
Age-Adjusted	70.6%	73.9%	74.0%



# Disability

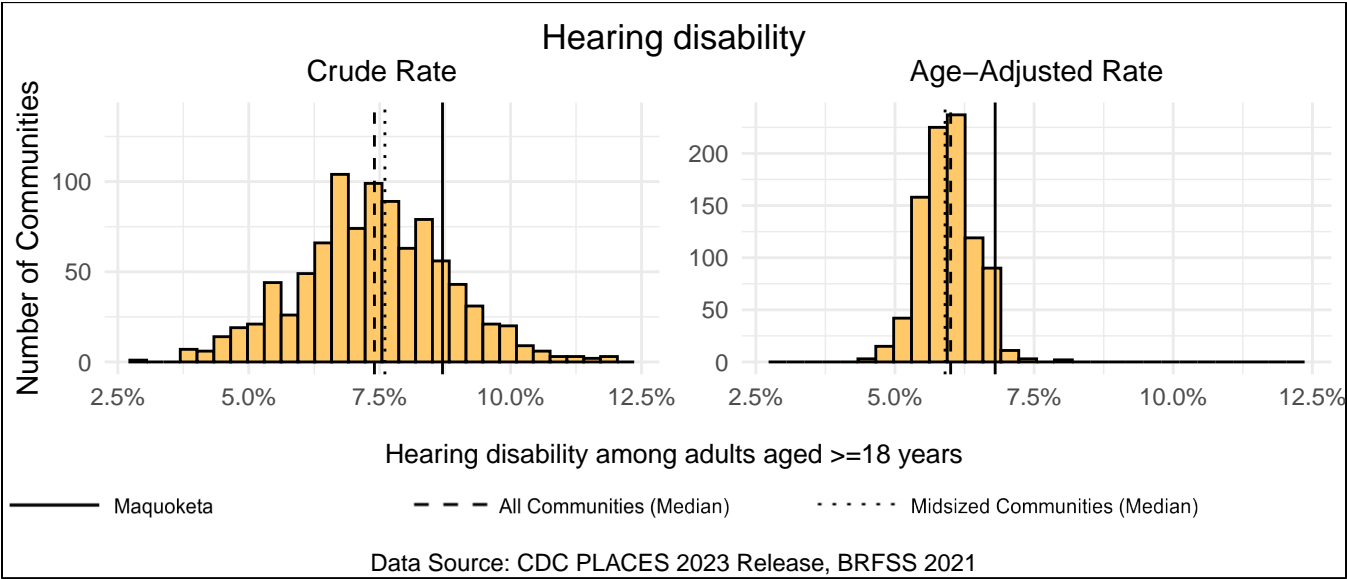
This section includes measures of physical and cognitive disabilities. Respondents were asked to report on six disabilities: hearing, vision, cognition, mobility, self-care, and independent living. The final measure reports the rate of respondents that answered yes to any of the previous six disabilities. The link below includes more information about each variable.

<https://www.cdc.gov/places/measure-definitions/unhealthy-behaviors/index.html>

## Hearing disability

Maquoketa has a crude rate of 8.7% for hearing disability among adults aged  $\geq 18$  years, which ranks 781st out of 958 Iowa communities (81st out of 102 midsize communities). The age-adjusted rate for Maquoketa is 6.8%, which ranks 868th out of 905 Iowa communities (95th out of 102 midsize communities).

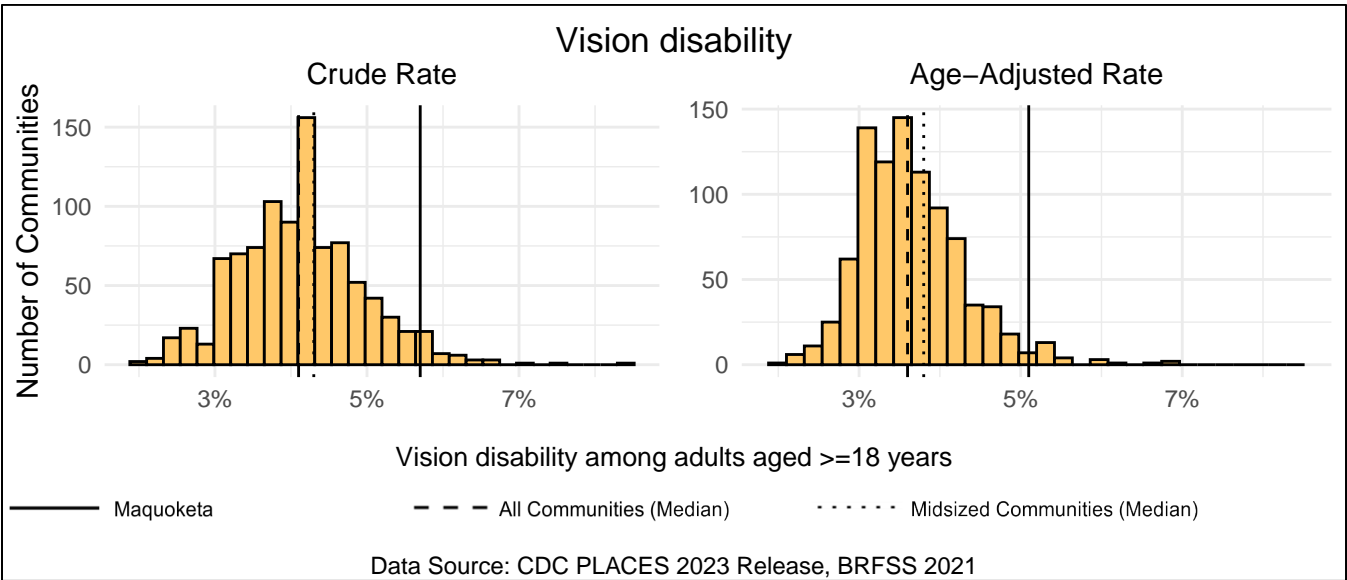
Measure Type	Maquoketa	All Comm.	Midsized Comm.
Crude	8.7%	7.4%	7.6%
Age-Adjusted	6.8%	6.0%	5.9%



# Vision disability

Maquoketa has a crude rate of 5.7% for vision disability among adults aged  $\geq 18$  years, which ranks 916th out of 958 Iowa communities (90th out of 102 mid-sized communities). The age-adjusted rate for Maquoketa is 5.1%, which ranks 878th out of 905 Iowa communities (93rd out of 102 mid-sized communities).

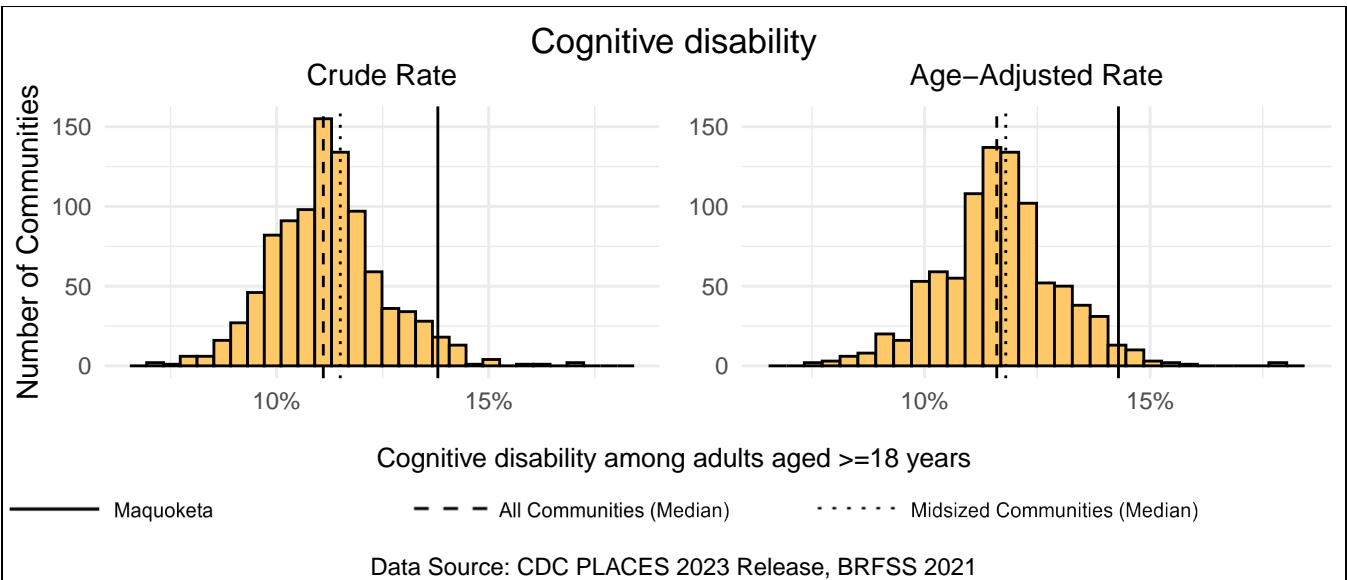
Measure Type	Maquoketa	All Comm.	Midsized Comm.
Crude	5.7%	4.1%	4.3%
Age-Adjusted	5.1%	3.6%	3.8%



# Cognitive disability

Maquoketa has a crude rate of 13.8% for cognitive disability among adults aged  $\geq 18$  years, which ranks 924th out of 958 Iowa communities (93rd out of 102 mid-sized communities). The age-adjusted rate for Maquoketa is 14.3%, which ranks 881st out of 905 Iowa communities (93rd out of 102 mid-sized communities).

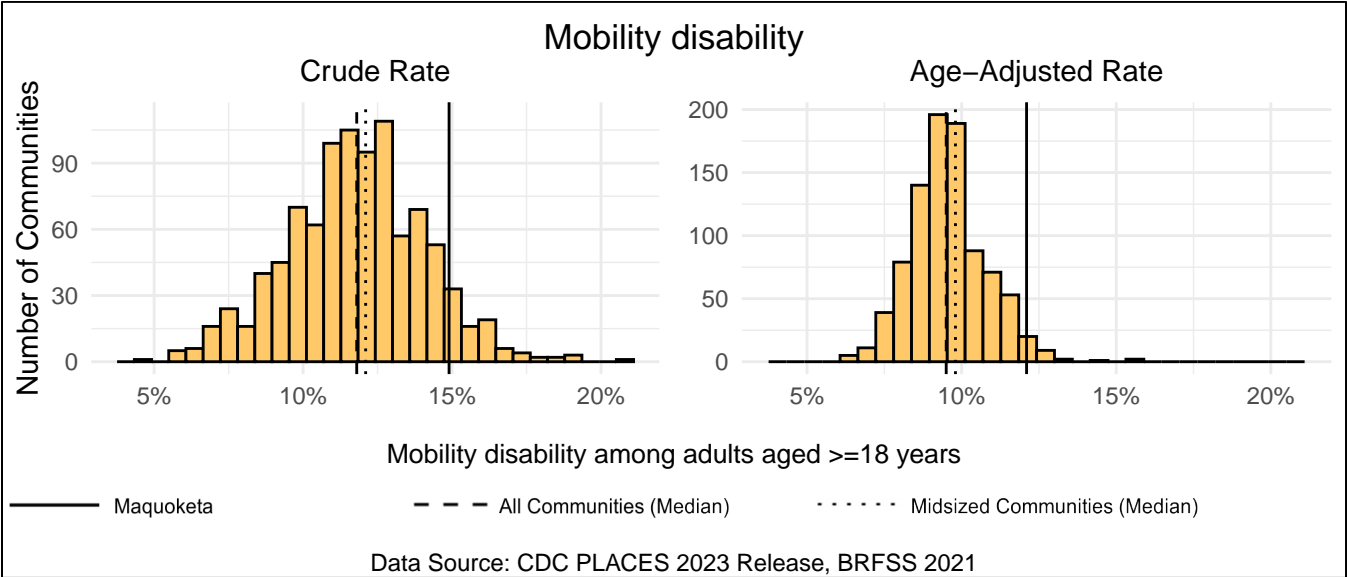
Measure Type	Maquoketa	All Comm.	Midsized Comm.
Crude	13.8%	11.1%	11.5%
Age-Adjusted	14.3%	11.6%	11.8%



## Mobility disability

Maquoketa has a crude rate of 14.9% for mobility disability among adults aged  $\geq 18$  years, which ranks 879th out of 958 Iowa communities (90th out of 102 midsize communities). The age-adjusted rate for Maquoketa is 12.1%, which ranks 881st out of 905 Iowa communities (94th out of 102 midsize communities).

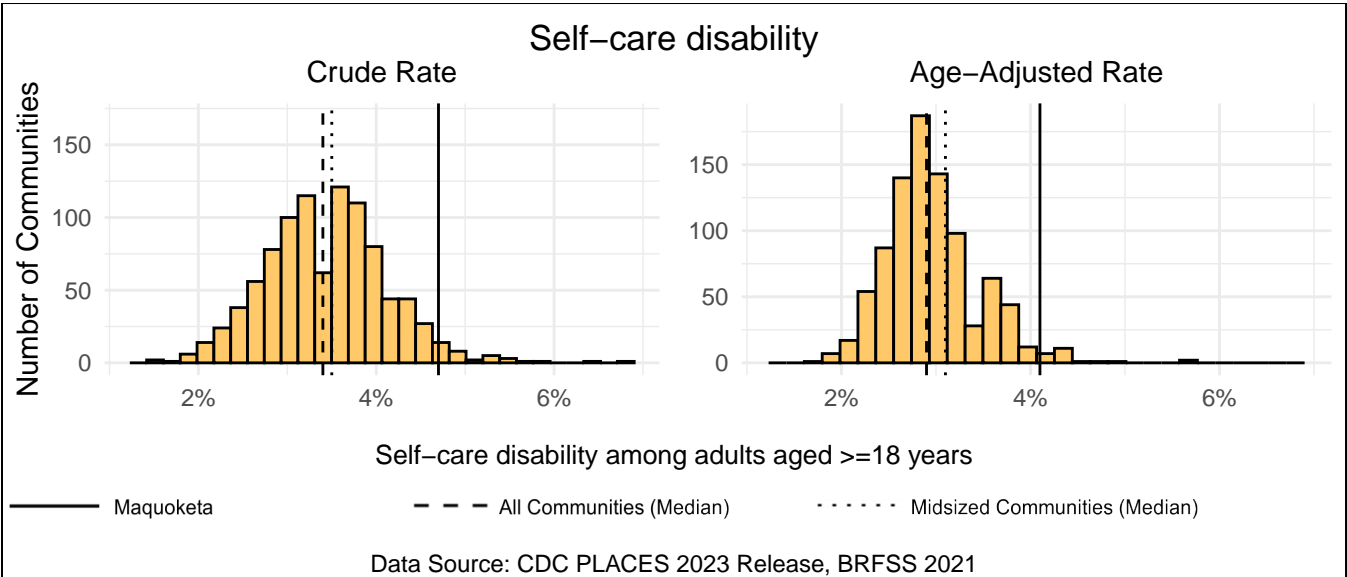
Measure Type	Maquoketa	All Comm.	Midsized Comm.
Crude	14.9%	11.8%	12.1%
Age-Adjusted	12.1%	9.5%	9.8%



## Self-care disability

Maquoketa has a crude rate of 4.7% for self-care disability among adults aged  $\geq 18$  years, which ranks 923rd out of 958 Iowa communities (95th out of 102 midsize communities). The age-adjusted rate for Maquoketa is 4.1%, which ranks 883rd out of 905 Iowa communities (94th out of 102 midsize communities).

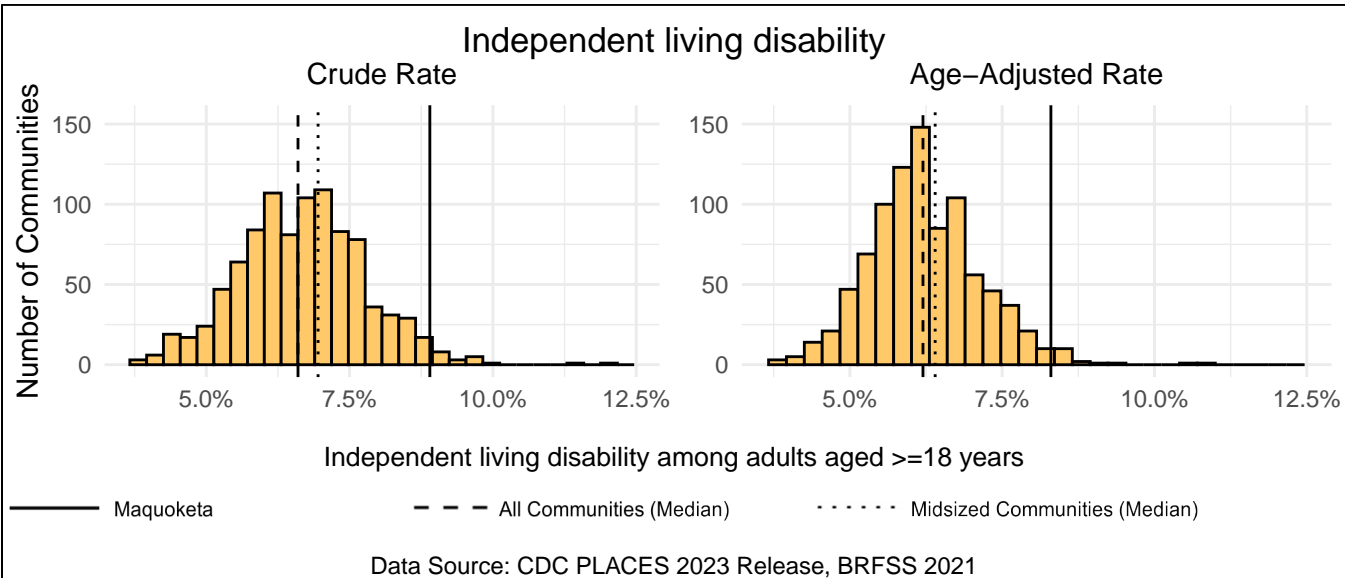
Measure Type	Maquoketa	All Comm.	Midsized Comm.
Crude	4.7%	3.4%	3.5%
Age-Adjusted	4.1%	2.9%	3.1%



### Independent living disability

Maquoketa has a crude rate of 8.9% for independent living disability among adults aged  $\geq 18$  years, which ranks 937th out of 958 Iowa communities (95th out of 102 mid-sized communities). The age-adjusted rate for Maquoketa is 8.3%, which ranks 887th out of 905 Iowa communities (96th out of 102 mid-sized communities).

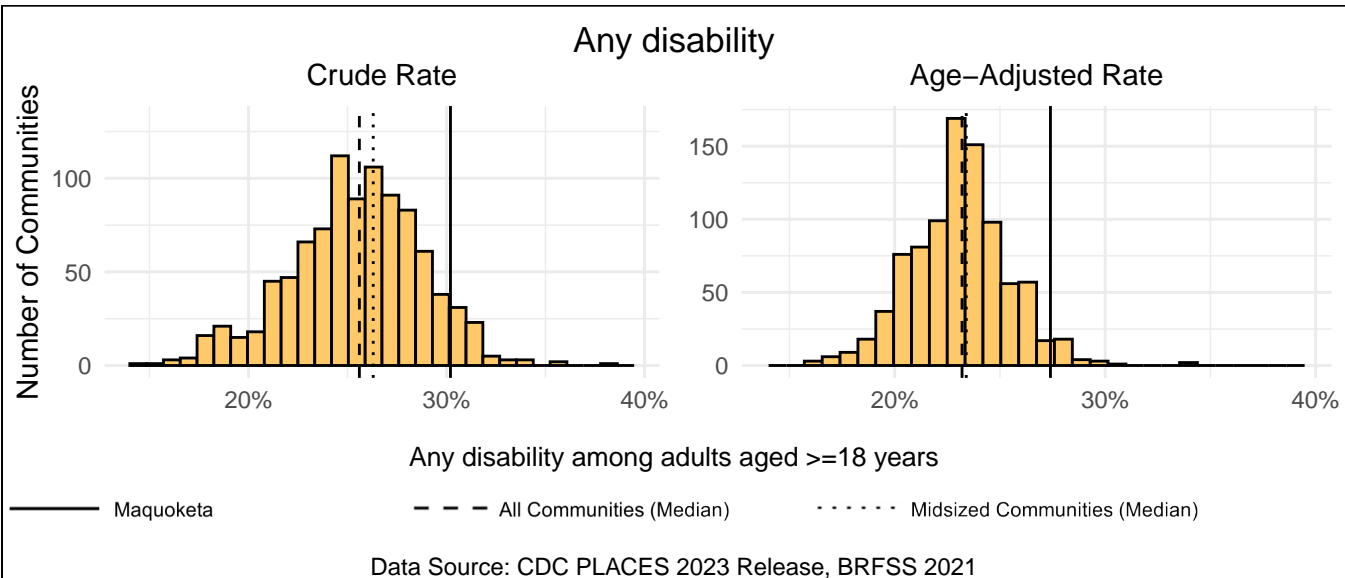
Measure Type	Maquoketa	All Comm.	Midsized Comm.
Crude	8.9%	6.6%	7.0%
Age-Adjusted	8.3%	6.2%	6.4%



### Any disability

Maquoketa has a crude rate of 30.2% for any disability among adults aged  $\geq 18$  years, which ranks 891st out of 958 Iowa communities (90th out of 102 mid-sized communities). The age-adjusted rate for Maquoketa is 27.4%, which ranks 874th out of 905 Iowa communities (92nd out of 102 mid-sized communities).

Measure Type	Maquoketa	All Comm.	Midsized Comm.
Crude	30.2%	25.6%	26.3%
Age-Adjusted	27.4%	23.2%	23.4%



---

## Appendix 1: CDC PLACES Data

This report uses a novel dataset from the Centers for Disease Control and Prevention (CDC) called PLACES: Local Data for Better Health. The PLACES dataset uses small area estimation methods to provide estimates of health measures for counties, places, census tracts, and zip code tabulation areas. The estimates are created with a multilevel statistical modeling framework that utilizes CDC's Behavioral Risk Factor Surveillance System (BRFSS), Census population counts, and American Community Survey demographic and socioeconomic data.

Relevant links for CDC PLACES can be found below:

- [PLACES Homepage](#)
- [Measure Definitions](#)
- [Methodology](#)





## Appendix 2: Maquoketa PLACES Data

Category	Health Domain	Crude Rate Rank	Crude Rate (95% CI)	Age-Adj. Rate Rank	Age-Adj. Rate (95% CI)
Health Status	Mental Health	924	16.5% (14.3% - 18.8%)	895	17.9% (15.6% - 20.3%)
Health Status	Physical Health	914	12.9% (11.3% - 14.8%)	886	11.8% (10.2% - 13.5%)
Health Status	General Health	906	17.9% (15.4% - 20.8%)	872	16.3% (14.0% - 18.7%)
Health Risk Behaviors	Sleep <7 hours	675	31.2% (30.1% - 32.2%)	717	32.3% (31.1% - 33.4%)
Health Risk Behaviors	Physical Inactivity	891	30.5% (25.7% - 35.6%)	850	28.6% (23.7% - 33.7%)
Health Risk Behaviors	Binge Drinking	252	18.2% (15.1% - 21.7%)	108	20.7% (17.2% - 24.4%)
Health Risk Behaviors	Current Smoking	933	20.8% (17.3% - 24.8%)	890	22.0% (18.2% - 26.1%)
Health Outcomes	All Teeth Lost	935	17.9% (13.5% - 22.6%)	886	17.5% (13.5% - 21.9%)
Health Outcomes	Cancer (except skin)	578	8.4% (7.6% - 9.3%)	418	6.5% (5.8% - 7.2%)
Health Outcomes	High Blood Pressure	742	34.9% (30.8% - 39.4%)	865	29.9% (26.1% - 34.0%)
Health Outcomes	Current Asthma	917	10.1% (8.9% - 11.3%)	874	10.3% (9.1% - 11.6%)
Health Outcomes	Diabetes	862	12.0% (10.3% - 14.0%)	870	9.9% (8.4% - 11.5%)
Health Outcomes	Arthritis	732	30.2% (26.1% - 34.7%)	882	25.4% (21.5% - 29.4%)
Health Outcomes	Coronary Heart Disease	811	7.8% (6.9% - 8.7%)	881	5.9% (5.2% - 6.7%)
Health Outcomes	High Cholesterol	579	37.0% (32.4% - 41.9%)	599	30.2% (25.8% - 34.9%)
Health Outcomes	Chronic Kidney Disease	787	3.7% (3.3% - 4.0%)	858	2.9% (2.6% - 3.2%)
Health Outcomes	Depression	815	19.3% (16.1% - 23.1%)	815	20.5% (17.0% - 24.4%)
Health Outcomes	COPD	896	9.3% (7.9% - 10.8%)	885	7.9% (6.8% - 9.1%)
Health Outcomes	Stroke	797	3.9% (3.5% - 4.4%)	835	3.0% (2.7% - 3.4%)
Health Outcomes	Obesity	747	39.4% (31.9% - 47.5%)	754	39.8% (32.4% - 47.8%)
Prevention	Core preventive services for older women	519	38.6% (32.7% - 45.1%)	408	40.5% (34.7% - 46.5%)
Prevention	Colorectal Cancer Screening	803	69.2% (66.9% - 71.5%)	787	68.9% (66.5% - 71.2%)
Prevention	Dental Visit	923	60.0% (57.4% - 62.5%)	877	59.3% (56.7% - 61.8%)
Prevention	Cervical Cancer Screening	925	80.0% (77.9% - 81.9%)	833	80.2% (78.1% - 82.0%)
Prevention	Cholesterol Screening	843	79.7% (76.6% - 82.6%)	894	76.1% (72.5% - 79.5%)

Category	Health Domain	Crude Rate Rank	Crude Rate (95% CI)	Age-Adj. Rate Rank	Age-Adj. Rate (95% CI)
Prevention	Taking BP Medication	298	81.0% (78.0% - 83.8%)	25	61.2% (56.3% - 66.1%)
Prevention	Annual Checkup	513	75.0% (70.3% - 79.5%)	559	72.2% (67.1% - 77.1%)
Prevention	Health Insurance	853	9.0% (7.3% - 11.0%)	788	9.3% (7.6% - 11.3%)
Prevention	Core preventive services for older men	916	37.6% (31.3% - 44.2%)	808	37.8% (31.6% - 44.4%)
Prevention	Mammography	659	75.2% (72.1% - 78.3%)	834	70.6% (67.1% - 74.0%)
Disability	Independent Living Disability	937	8.9% (7.7% - 10.2%)	887	8.3% (7.2% - 9.5%)
Disability	Hearing Disability	781	8.7% (7.7% - 9.8%)	868	6.8% (6.1% - 7.7%)
Disability	Vision Disability	916	5.7% (5.0% - 6.5%)	878	5.1% (4.4% - 5.7%)
Disability	Any Disability	891	30.2% (26.1% - 34.6%)	874	27.4% (23.5% - 31.3%)
Disability	Mobility Disability	879	14.9% (12.8% - 17.1%)	881	12.1% (10.3% - 13.9%)
Disability	Cognitive Disability	924	13.8% (11.9% - 15.8%)	881	14.3% (12.4% - 16.5%)
Disability	Self-care Disability	923	4.7% (4.2% - 5.3%)	883	4.1% (3.7% - 4.6%)

The 95% confidence interval shown in parentheses represents the range of 95% of CDC area estimates under different model assumptions using Monte Carlo simulations.

## Appendix 3: Midsized Communities (2,500-9,999)

Maquoketa falls into the group of midsized communities, which have a population of 2,500-9,999. In this data, 102 communities have a population in this range. The table below lists all communities in that group, sorted by the population estimate in the CDC PLACES dataset.

Community	Population	Community	Population	Community	Population
Keokuk	9,868	Red Oak	5,563	Dyersville	4,318
Grinnell	9,511	DeWitt	5,508	Forest City	4,254
Fairfield	9,474	Anamosa	5,493	Chariton	4,203
Mount Pleasant	9,214	Osceola	5,455	Jefferson	4,190
Denison	8,316	Algona	5,443	Carlisle	4,116
Sioux Center	8,227	Sheldon	5,417	Rock Valley	4,045
Perry	7,875	Spirit Lake	5,409	Monticello	4,034
Webster City	7,787	Centerville	5,393	Cresco	3,899
Clear Lake	7,642	Clarinda	5,371	West Liberty	3,821
Bondurant	7,617	Winterset	5,366	Waukon	3,818
Decorah	7,611	Windsor Heights	5,200	Carter Lake	3,780
Knoxville	7,523	Cherokee	5,154	Albia	3,705
Creston	7,519	Glenwood	5,128	Emmetsburg	3,671
Charles City	7,364	Manchester	5,112	Osage	3,590
Washington	7,329	Iowa Falls	5,095	Eagle Grove	3,589
Hiawatha	7,179	Sergeant Bluff	5,007	New Hampton	3,473
Nevada	6,933	Vinton	4,953	Robins	3,356
Atlantic	6,770	Shenandoah	4,930	Story City	3,352
Eldridge	6,693	Harlan	4,897	Williamsburg	3,332
Orange City	6,278	Tiffin	4,845	Milford	3,295
Maquoketa	6,123	Humboldt	4,774	West Burlington	3,184
Independence	6,106	Le Claire	4,679	Tipton	3,130
Adel	6,090	Evansdale	4,561	Tama	3,073
Oelwein	5,934	Camanche	4,546	Garner	3,065
Asbury	5,890	Mount Vernon	4,529	Solon	3,020
Estherville	5,881	Huxley	4,331	Wilton	2,939
Polk City	5,604	Hampton	4,328	Onawa	2,876

---

Community	Population
Saylorville	2,837
Park View	2,835
Sibley	2,830
Fairfax	2,814
Marengo	2,812
Clarion	2,799
Grundy Center	2,792
Madrid	2,784
Missouri Valley	2,692
Bloomfield	2,687
Hawarden	2,673
Postville	2,653
Eldora	2,645
Kalona	2,637
Rock Rapids	2,631
Center Point	2,573
Hudson	2,557
Belmond	2,512
Mitchellville	2,506
West Branch	2,503
Jesup	2,502

---