




Iowa Community Health Snapshot Series

*275 community reports prepared for the Iowa State University
Extension and Outreach Community and Economic
Development Unit*



May 2024

By Matthew Voss & Shawn Dorius

This project was supported by funding from Iowa State University's Extension and Outreach Community and Economic Development Unit via an award from Iowa State University's Presidential Strategic Initiative Plan 2022-2031.

Iowa Community Health Snapshot Series

Table of contents

Health in Keokuk: Overview	3
Strengths	3
Opportunities	4
How to Use this Report	5
Using Ames, IA as an Example	6
Health Status	7
Poor General Health	7
Poor Physical Health	8
Poor Mental Health	8
Health Risk Behaviors	9
Binge Drinking	9
Current Smoking	10
Physical Inactivity	10
Sleep <7 hours	11
Health Outcomes	12
Arthritis	12
High Blood Pressure	13
Cancer (except skin)	13
Current Asthma	14
Coronary Heart Disease	14
COPD	15
Depression	15
Diabetes	16
High Cholesterol	16
Chronic Kidney Disease	17
Obesity	17
Stroke	18
All Teeth Lost	18
Prevention	19
Lack of Health Insurance	19
Taking BP Medication	20
Cervical Cancer Screening	20
Annual Checkup	21
Cholesterol Screening	21

Colorectal Cancer Screening	22
Core preventive services for older men	22
Core preventive services for older women	24
Dental Visit	24
Mammography	26
Disability	27
Hearing disability	27
Vision disability	28
Cognitive disability	28
Mobility disability	29
Self-care disability	29
Independent living disability	30
Any disability	30
Appendix 1: CDC PLACES Data	31
Appendix 2: Keokuk PLACES Data	32
Appendix 3: Midsized Communities (2,500-9,999)	34

Health in Keokuk: Overview

Dear Community Members & Stakeholders of Keokuk,

We are pleased to share the Iowa Community Health Snapshot series, a set of reports designed in partnership with Iowa State University's Community Economic Development to assess the overall landscape of health and well-being across Iowa. The following pages include the health snapshot for your community. The snapshot can be used to see how Keokuk ranks across various health measures compared to the rest of the state and similarly-sized communities. This comparison allows us to identify Keokuk's strengths and opportunities for growth by leveraging the Centers for Disease Control and Prevention PLACES dataset.

The report includes 37 health measures organized topically by general health status, risky behavior, health outcomes, prevention, and disability. We provide a general overview of each health topic, followed by a description of each health measure. Health measure descriptions include crude and age-adjusted rates and a ranking that tells you how your community ranks compared to all Iowa communities and communities of similar size to Keokuk. Crude rates tell you the raw, un-adjusted percent of the population experiencing the health measure. Age-adjusted rates account for the age distribution present in your community and presents what the rate would be if your community had a standard age distribution. Crude rates can provide a general comparison between communities and age-adjusted rates can give a fairer comparison between communities with different age structures.

Strengths

Take a look at the top strengths of your community! Below are unadjusted and age-adjusted health measures that represent your community's strengths. We recommend using continued investment in these areas to maintain them as strengths, as well as building on them to improve in other health domains.

Crude			Age-Adjusted		
Health Domain	Statewide Community Rank	Midsized Community Rank	Health Domain	Statewide Community Rank	Midsized Community Rank
Binge Drinking	108th	8th	Binge Drinking	10th	5th
Mammography	110th	16th	Taking BP Medication	22nd	3rd
Taking BP Medication	370th	36th	Mammography	261st	38th
Cancer (except skin)	449th	45th	Cancer (except skin)	418th	41st
High Cholesterol	571st	72nd	Core preventive services for older men	496th	55th

Opportunities

Below are health measures that represent potential areas for growth in your community. We recommend increasing investment in these areas to support community health and well-being.

Crude			Age-Adjusted		
Health Domain	Statewide Community Rank	Midsized Community Rank	Health Domain	Statewide Community Rank	Midsized Community Rank
Mental Health	949th	102nd	Mental Health	902nd	102nd
Independent Living Disability	944th	98th	Current Smoking	897th	100th
Dental Visit	944th	95th	Diabetes	897th	99th
Current Asthma	944th	100th	Independent Living Disability	896th	98th
Cognitive Disability	940th	98th	COPD	895th	99th

Please review the rest of the report to learn more about your community and reach out to us with questions about the report or for recommendations to improve the overall health and well-being in Keokuk.

Sincerely,



Shawn F. Dorius, PhD
Iowa State University
Public Science Collaborative



This project was supported by funding from Iowa State University’s Extension and Outreach Community and Economic Development Unit, via an award from Iowa State University’s Presidential Strategic Initiative Plan 2022-2031.

How to Use this Report

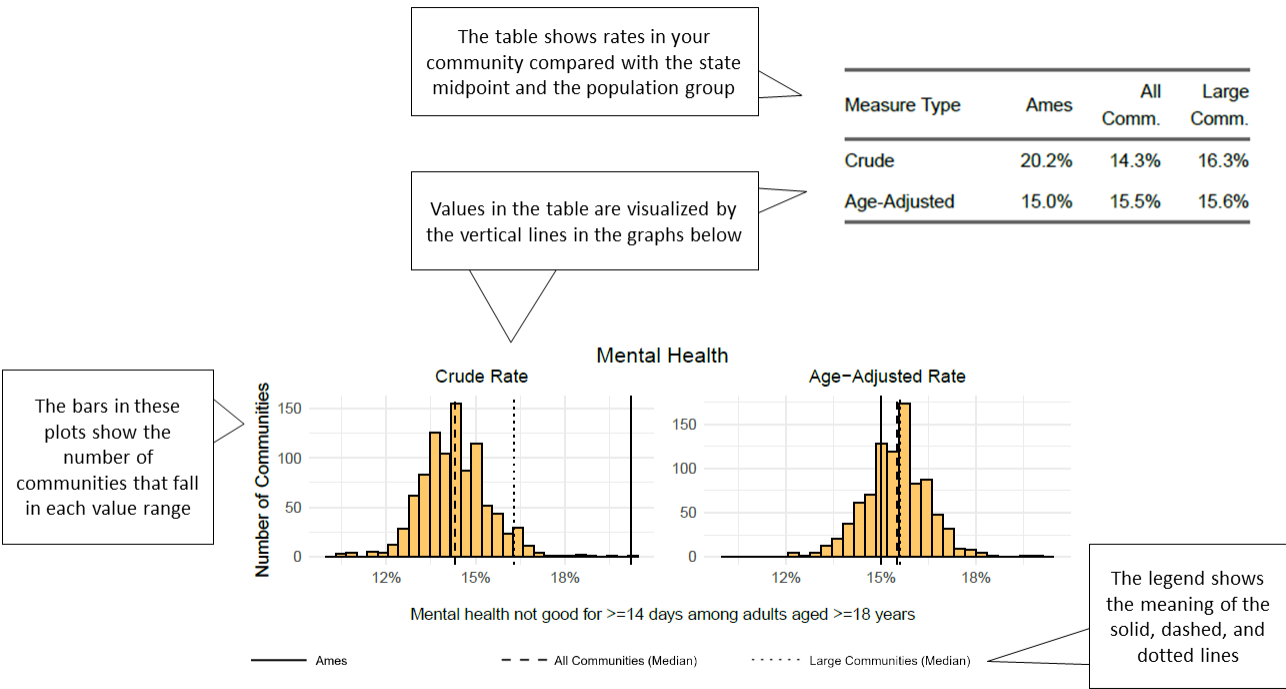
The purpose of the Iowa Community Health Snapshot Series is to provide an overview of health in Keokuk that can be used to help inform health-related interventions and programming. This report contains five sections, including the overall health status of Keokuk, a review of risky behaviors in the community, and information on various health outcomes, prevention measures, and disability needs. Each section includes an overview of the health domain, a breakdown of its underlying health measures, and data to see how Keokuk compares to the rest of the state and similarly-sized communities.

With a population of 9,868, Keokuk’s similarly sized communities are defined as midsized communities. In Iowa, midsized communities have an average population of 4,787, and there are 102 communities that are considered midsized communities. To see all of the communities in this population group, please see Appendix 3 of this report.

Group	Population Range	Number of Communities
Large	50,000+	11
Mid-Large	10,000-49,999	31
Midsized	2,500-9,999	102
Small	1,000-2,499	138
Very Small	0-999	676
Total		958

Using Ames, IA as an Example

The graphic below is an example of the details included for each health measure. The table in the upper right shows your community’s crude and age-adjusted rate estimates alongside their averages across all Iowa communities and similarly-sized communities. The images below show the distribution of the health measure across communities. The vertical lines correspond with the values in the table to show the estimate for the specific community compared to communities across the state. The solid black line in each plot represents the community rate, with the dashed lines indicating the average rate for all Iowa communities and the dotted lines showing the average rate for similarly-sized communities.



Health Status

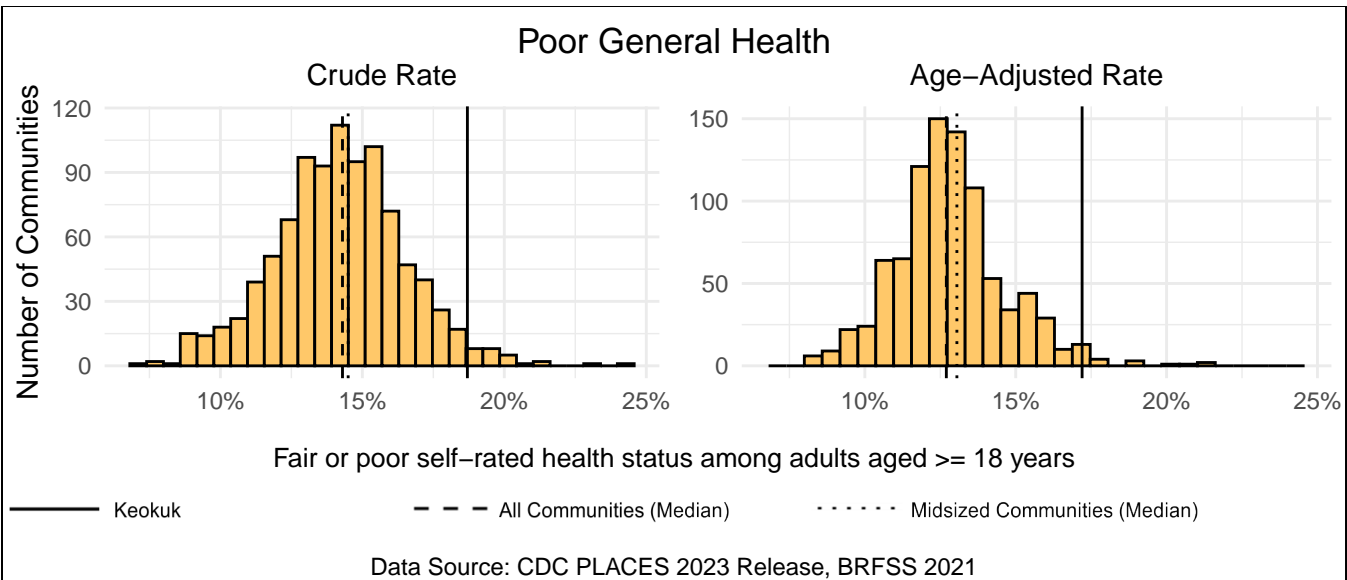
This section reflects measures for overall health, including general, physical, and mental health. These measures are a valuable way to see a simple summary of the health of a country’s population. The questions to calculate these measures ask respondents to evaluate their health status. General health is evaluated on a 5-point scale where respondents can report their health status as one of “excellent,” “very good,” “good,” “fair,” or “poor,” from which the respondents who answer “fair” or “poor” are included in the measure. Physical and mental health are evaluated as the rate of respondents who say they have had 14 or more days in the last 30 days in which their physical or mental health was not good. The URL below includes more information about each variable.

<https://www.cdc.gov/places/measure-definitions/health-status/index.html>

Poor General Health

Keokuk has a crude rate of 18.7% for fair or poor self-rated health status among adults aged ≥ 18 years, which ranks 933rd out of 958 Iowa communities (97th out of 102 mid-sized communities). The age-adjusted rate for Keokuk is 17.2%, which ranks 887th out of 905 Iowa communities (96th out of 102 mid-sized communities).

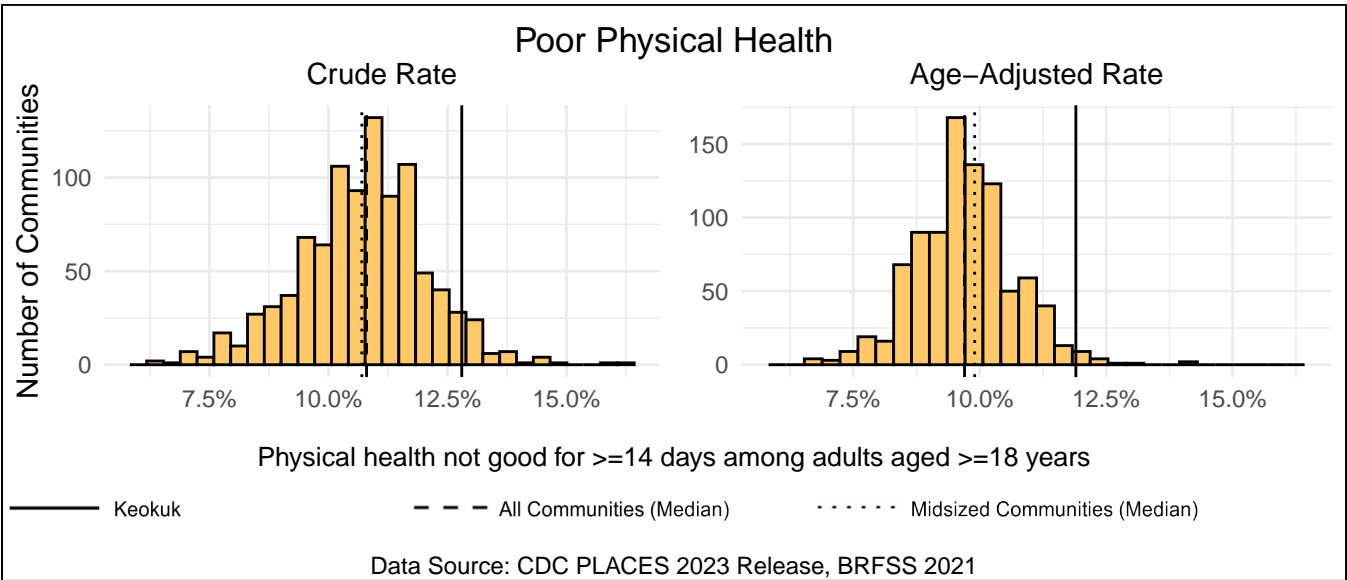
Measure Type	Keokuk	All Comm.	Midsized Comm.
Crude	18.7%	14.3%	14.5%
Age-Adjusted	17.2%	12.7%	13.0%



Poor Physical Health

Keokuk has a crude rate of 12.8% for physical health not good for >=14 days among adults aged >=18 years, which ranks 908th out of 958 Iowa communities (95th out of 102 midsized communities). The age-adjusted rate for Keokuk is 11.9%, which ranks 889th out of 905 Iowa communities (97th out of 102 midsized communities).

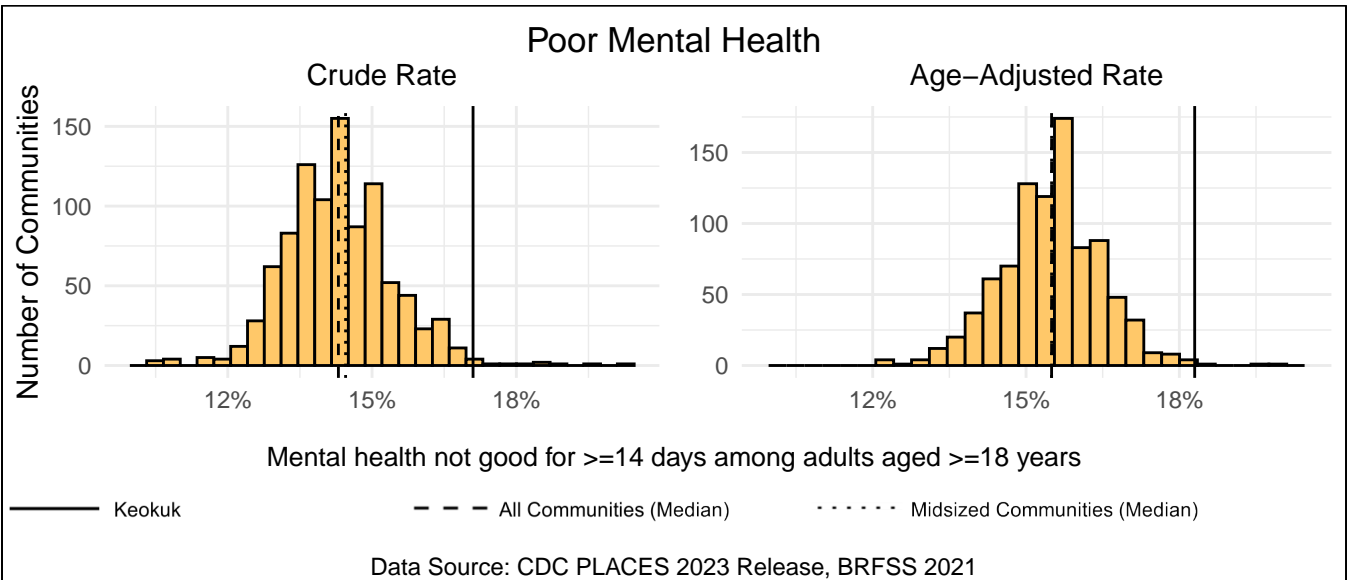
Measure Type	Keokuk	All Comm.	Midsized Comm.
Crude	12.8%	10.8%	10.7%
Age-Adjusted	11.9%	9.7%	9.9%



Poor Mental Health

Keokuk has a crude rate of 17.1% for mental health not good for >=14 days among adults aged >=18 years, which ranks 949th out of 958 Iowa communities (102nd out of 102 midsized communities). The age-adjusted rate for Keokuk is 18.3%, which ranks 902nd out of 905 Iowa communities (102nd out of 102 midsized communities).

Measure Type	Keokuk	All Comm.	Midsized Comm.
Crude	17.1%	14.3%	14.4%
Age-Adjusted	18.3%	15.5%	15.5%



Health Risk Behaviors

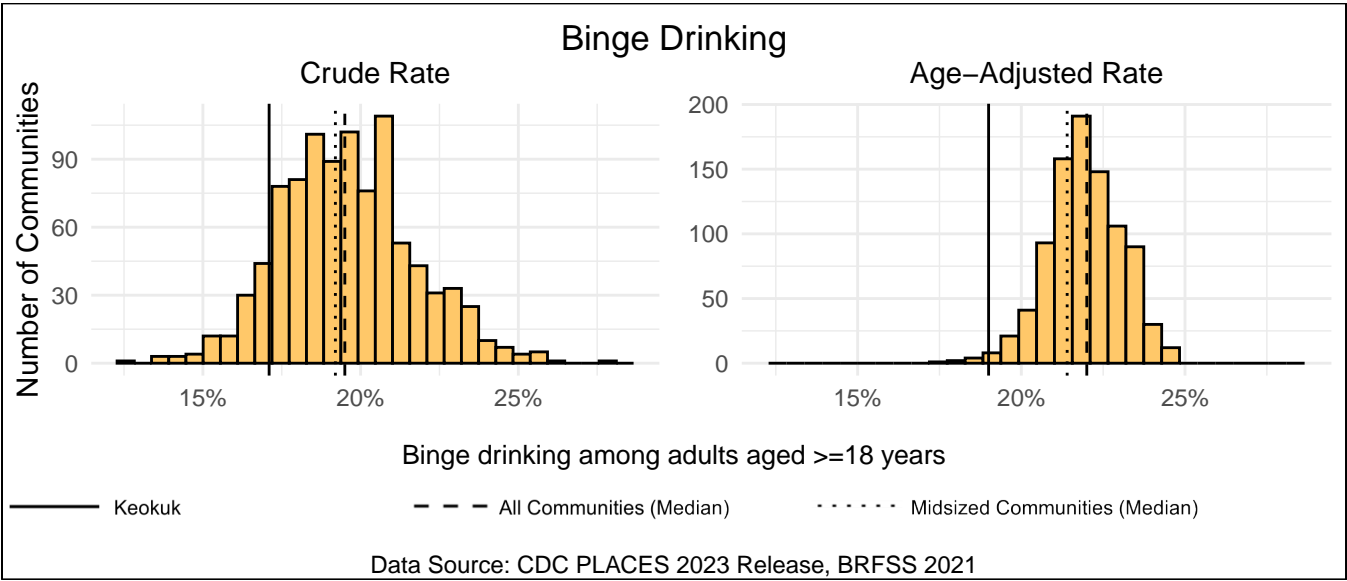
Health risk measures are measures of individual behaviors that can lead to poor health outcomes. These include binge drinking, current smoking, physical inactivity, and getting less than seven hours of nightly sleep. Risk behaviors are the most critical intervention points as they can help save lives and drastically improve health outcomes later in life. Each measure is calculated as the rate of respondents participating in a high level of risk behavior. The exact cutoff points for the behavior depend on the health area. The link below includes more information about each variable.

<https://www.cdc.gov/places/measure-definitions/unhealthy-behaviors/index.html>

Binge Drinking

Keokuk has a crude rate of 17.1% for binge drinking among adults aged ≥ 18 years, which ranks 108th out of 958 Iowa communities (8th out of 102 midsize communities). The age-adjusted rate for Keokuk is 19.0%, which ranks 10th out of 905 Iowa communities (5th out of 102 midsize communities).

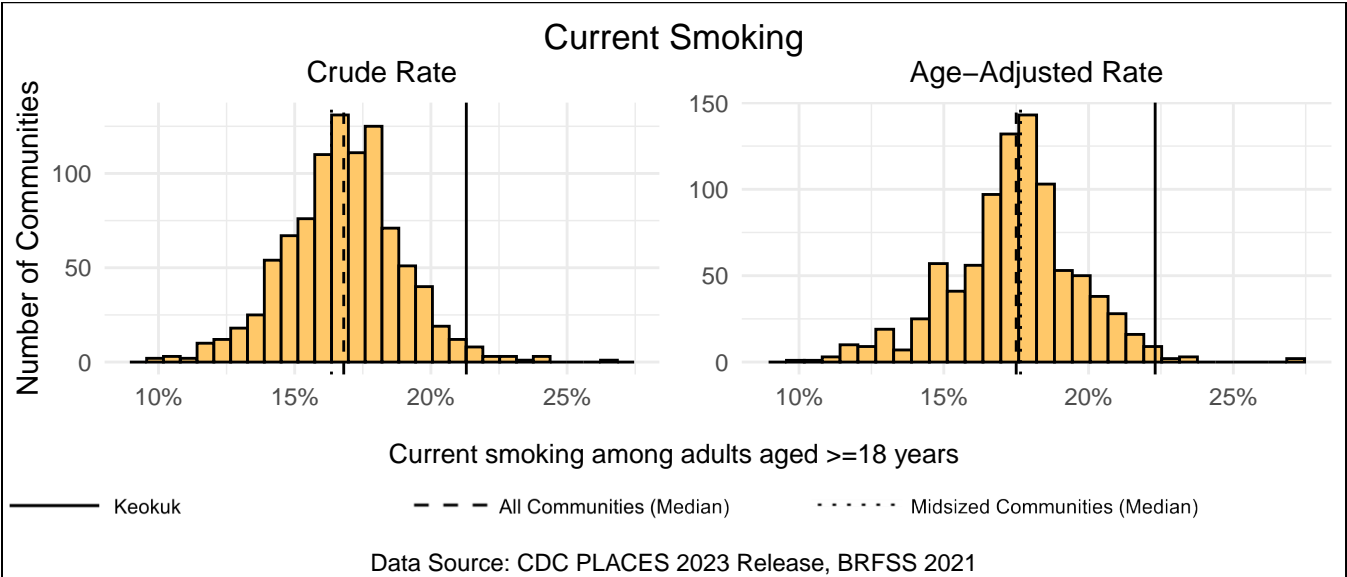
Measure Type	Keokuk	All Comm.	Midsized Comm.
Crude	17.1%	19.5%	19.2%
Age-Adjusted	19.0%	22.0%	21.4%



Current Smoking

Keokuk has a crude rate of 21.3% for current smoking among adults aged >=18 years, which ranks 940th out of 958 Iowa communities (102nd out of 102 mid-sized communities). The age-adjusted rate for Keokuk is 22.3%, which ranks 897th out of 905 Iowa communities (100th out of 102 mid-sized communities).

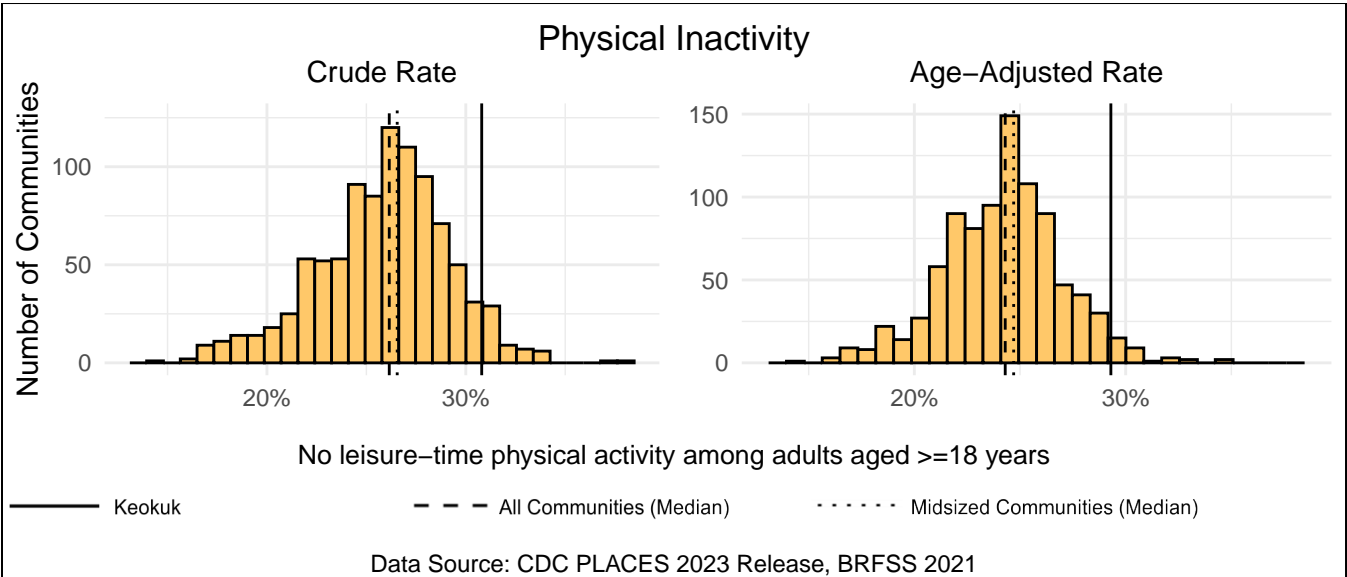
Measure Type	Keokuk	All Comm.	Midsized Comm.
Crude	21.3%	16.8%	16.4%
Age-Adjusted	22.3%	17.5%	17.6%



Physical Inactivity

Keokuk has a crude rate of 30.8% for no leisure-time physical activity among adults aged >=18 years, which ranks 900th out of 958 Iowa communities (89th out of 102 mid-sized communities). The age-adjusted rate for Keokuk is 29.3%, which ranks 875th out of 905 Iowa communities (93rd out of 102 mid-sized communities).

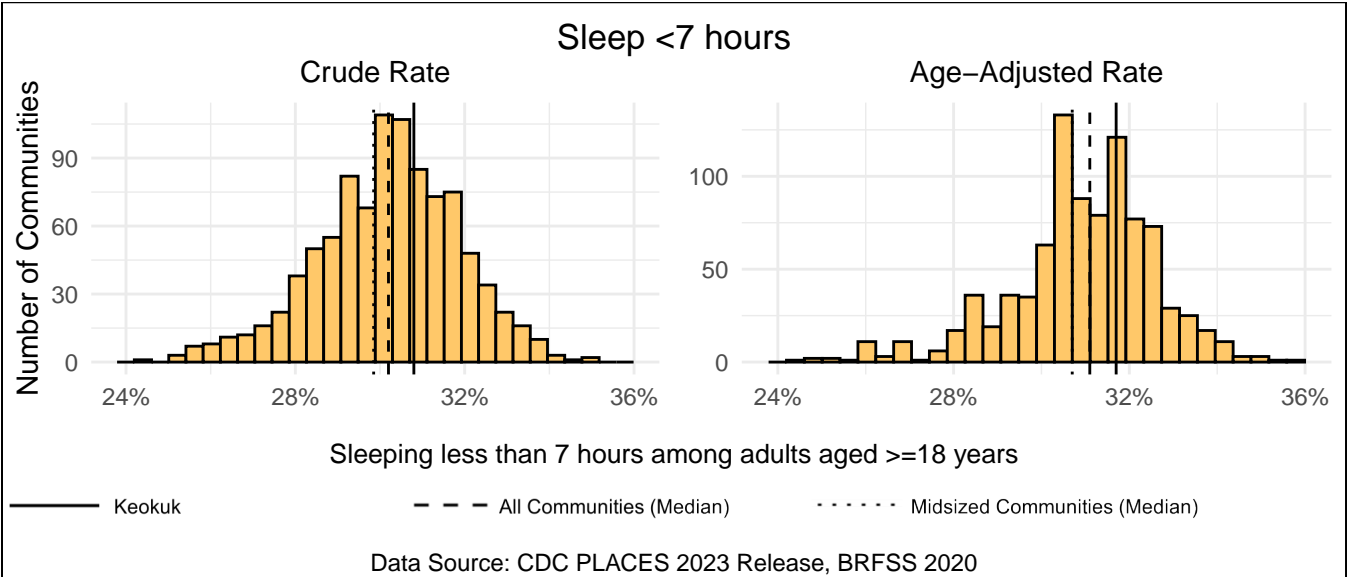
Measure Type	Keokuk	All Comm.	Midsized Comm.
Crude	30.8%	26.1%	26.6%
Age-Adjusted	29.3%	24.3%	24.7%



Sleep <7 hours

Keokuk has a crude rate of 30.8% for sleeping less than 7 hours among adults aged ≥ 18 years, which ranks 590th out of 958 Iowa communities (69th out of 102 midsize communities). The age-adjusted rate for Keokuk is 31.7%, which ranks 580th out of 905 Iowa communities (66th out of 102 midsize communities).

Measure Type	Keokuk	All Comm.	Midsized Comm.
Crude	30.8%	30.2%	29.8%
Age-Adjusted	31.7%	31.1%	30.7%



Health Outcomes

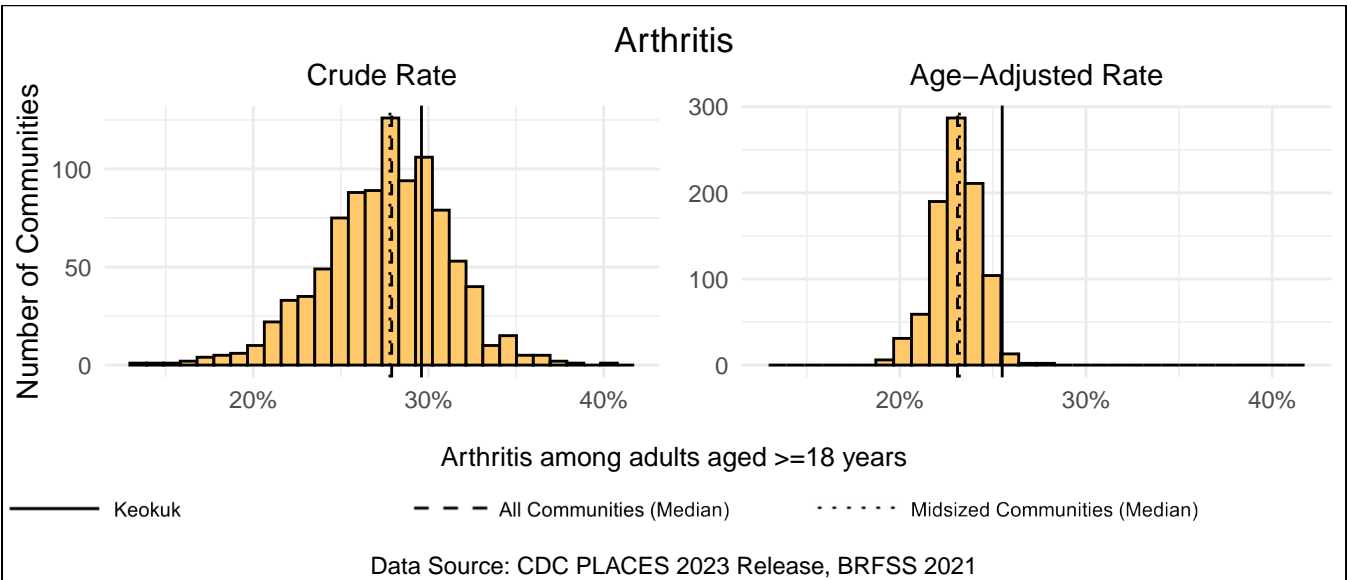
This section includes measures about specific health outcomes such as chronic illness, mental health conditions, and risk factors for future disease. Health outcome measures include but are not limited to arthritis, high blood pressure, cancer, depression, and obesity. Each measure is the percentage of respondents reporting receiving the diagnosis by a doctor, nurse, or other health professional. The link below includes more information about each variable.

<https://www.cdc.gov/places/measure-definitions/health-outcomes/index.html>

Arthritis

Keokuk has a crude rate of 29.6% for arthritis among adults aged ≥ 18 years, which ranks 670th out of 958 Iowa communities (78th out of 102 midsized communities). The age-adjusted rate for Keokuk is 25.5%, which ranks 889th out of 905 Iowa communities (97th out of 102 midsized communities).

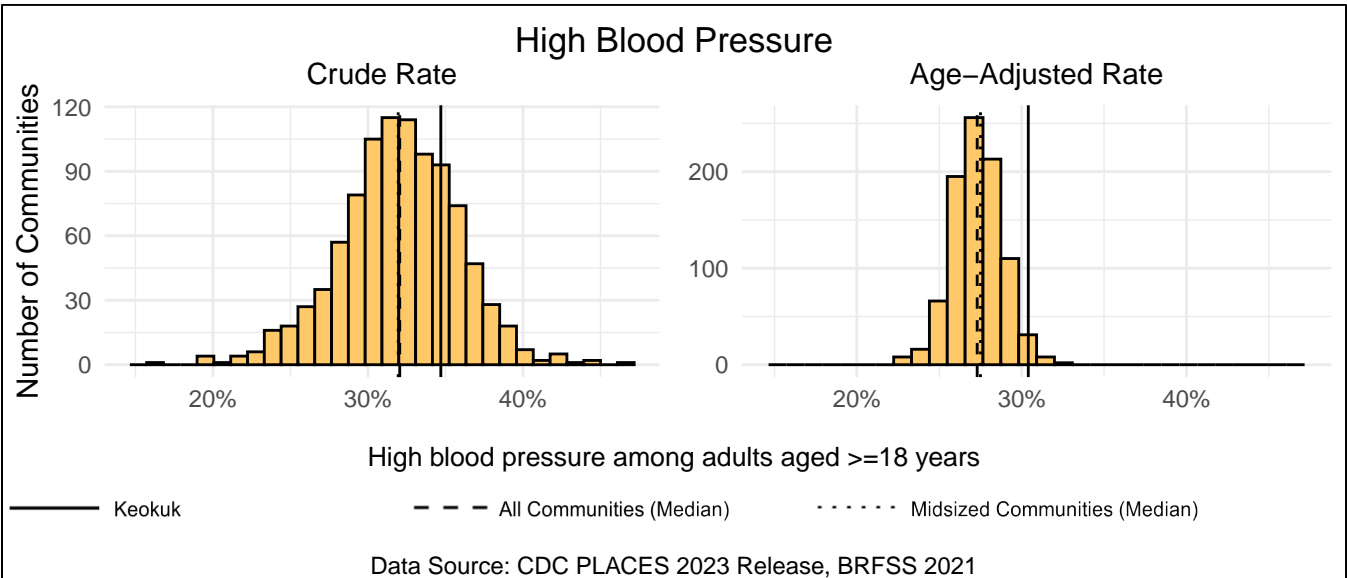
Measure Type	Keokuk	All Comm.	Midsized Comm.
Crude	29.6%	27.9%	27.8%
Age-Adjusted	25.5%	23.1%	23.2%



High Blood Pressure

Keokuk has a crude rate of 34.7% for high blood pressure among adults aged ≥ 18 years, which ranks 726th out of 958 Iowa communities (86th out of 102 mid-sized communities). The age-adjusted rate for Keokuk is 30.4%, which ranks 887th out of 905 Iowa communities (98th out of 102 mid-sized communities).

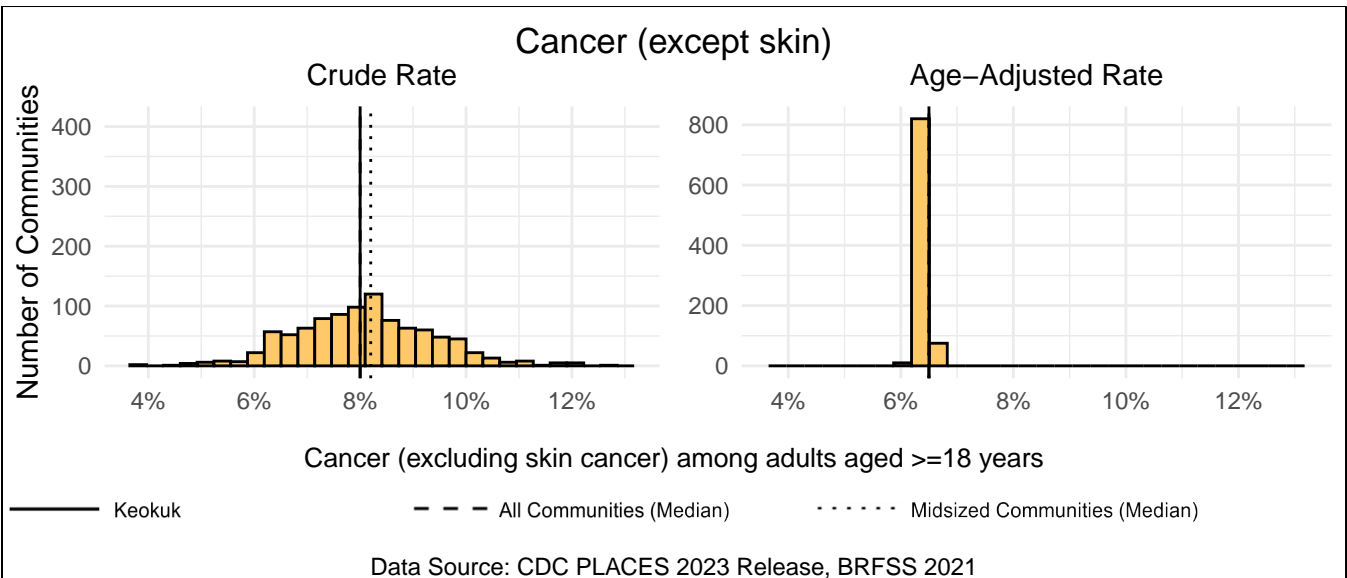
Measure Type	Keokuk	All Comm.	Midsized Comm.
Crude	34.7%	32.0%	32.0%
Age-Adjusted	30.4%	27.3%	27.5%



Cancer (except skin)

Keokuk has a crude rate of 8.0% for cancer (excluding skin cancer) among adults aged ≥ 18 years, which ranks 449th out of 958 Iowa communities (45th out of 102 mid-sized communities). The age-adjusted rate for Keokuk is 6.5%, which ranks 418th out of 905 Iowa communities (41st out of 102 mid-sized communities).

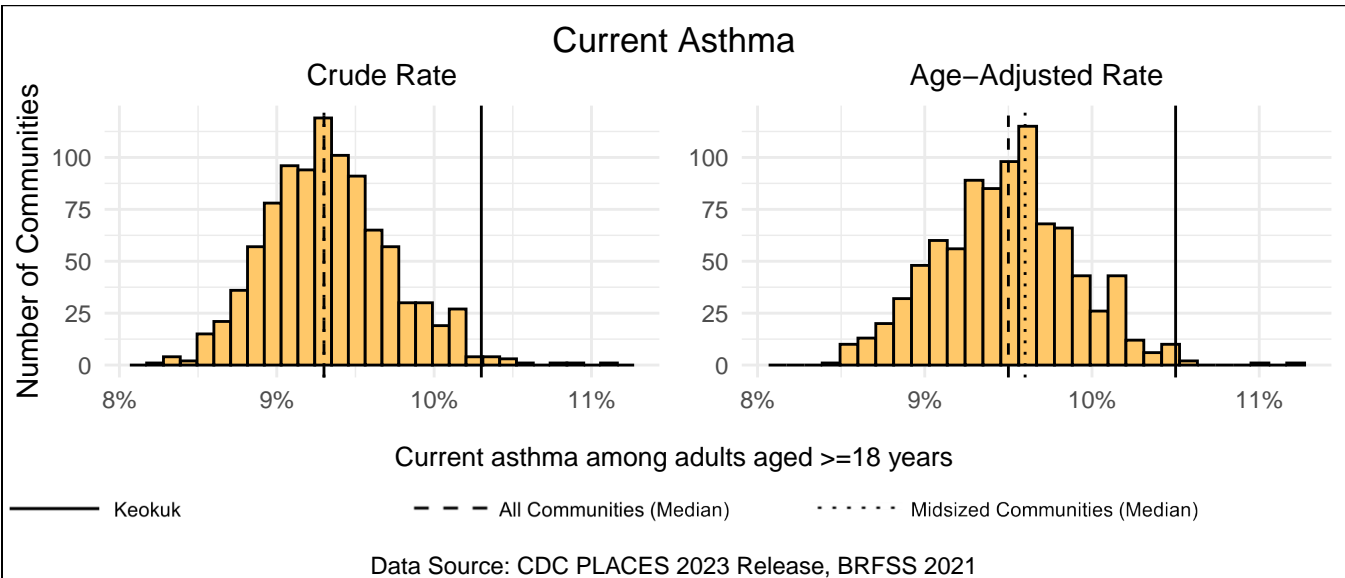
Measure Type	Keokuk	All Comm.	Midsized Comm.
Crude	8.0%	8.0%	8.2%
Age-Adjusted	6.5%	6.5%	6.5%



Current Asthma

Keokuk has a crude rate of 10.3% for current asthma among adults aged ≥ 18 years, which ranks 944th out of 958 Iowa communities (100th out of 102 midsize communities). The age-adjusted rate for Keokuk is 10.5%, which ranks 892nd out of 905 Iowa communities (100th out of 102 midsize communities).

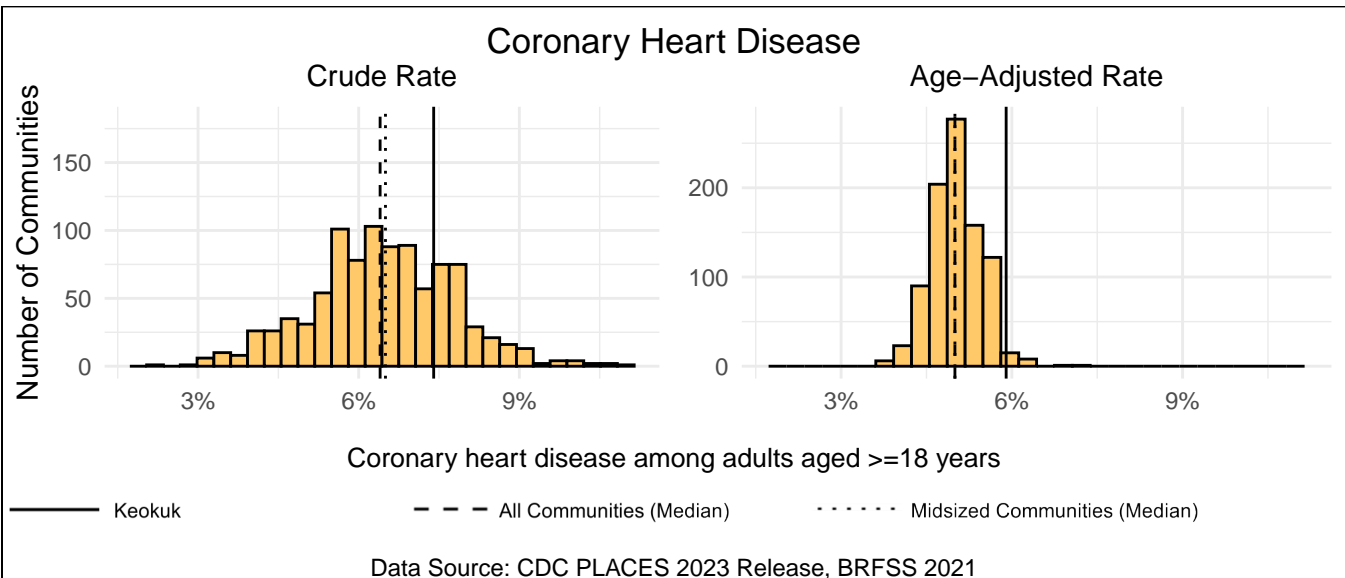
Measure Type	Keokuk	All Comm.	Midsized Comm.
Crude	10.3%	9.3%	9.3%
Age-Adjusted	10.5%	9.5%	9.6%



Coronary Heart Disease

Keokuk has a crude rate of 7.4% for coronary heart disease among adults aged ≥ 18 years, which ranks 715th out of 958 Iowa communities (77th out of 102 midsize communities). The age-adjusted rate for Keokuk is 5.9%, which ranks 881st out of 905 Iowa communities (97th out of 102 midsize communities).

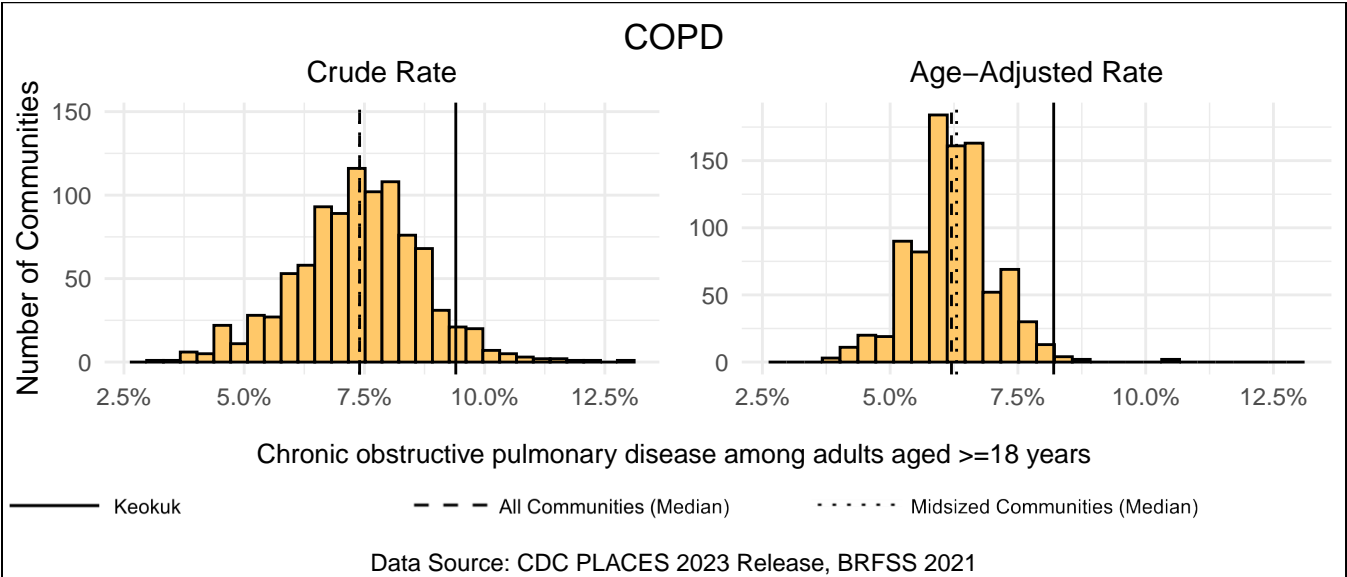
Measure Type	Keokuk	All Comm.	Midsized Comm.
Crude	7.4%	6.4%	6.5%
Age-Adjusted	5.9%	5.0%	5.0%



COPD

Keokuk has a crude rate of 9.4% for chronic obstructive pulmonary disease among adults aged ≥ 18 years, which ranks 900th out of 958 Iowa communities (96th out of 102 midsized communities). The age-adjusted rate for Keokuk is 8.2%, which ranks 895th out of 905 Iowa communities (99th out of 102 midsized communities).

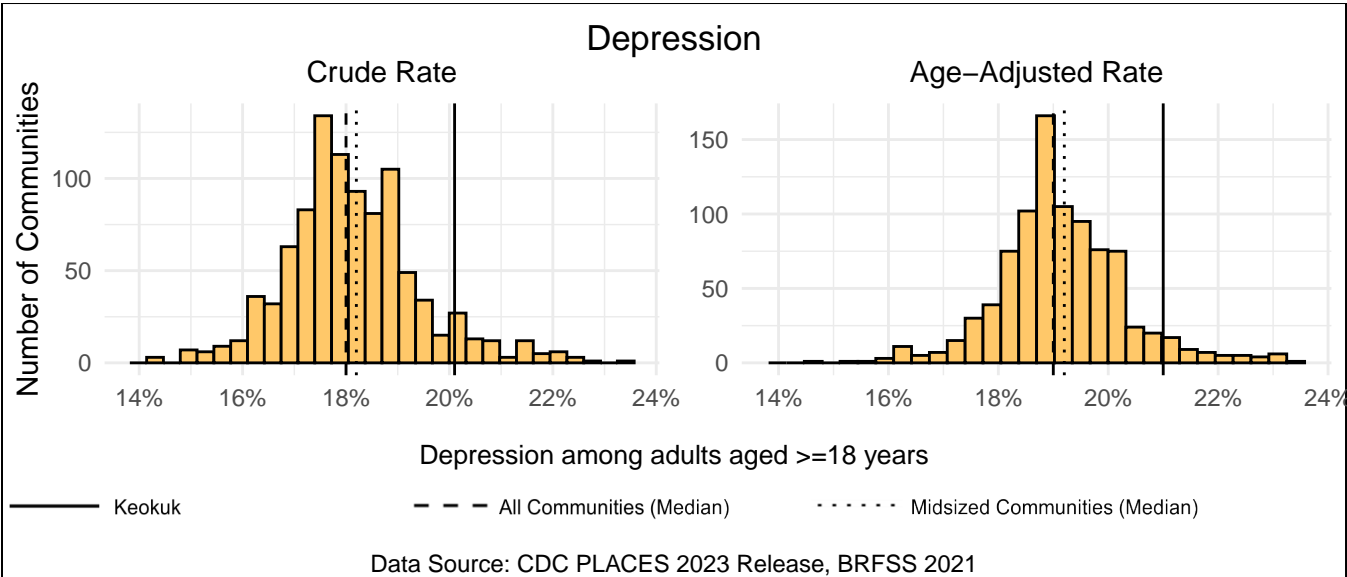
Measure Type	Keokuk	All Comm.	Midsized Comm.
Crude	9.4%	7.4%	7.4%
Age-Adjusted	8.2%	6.2%	6.3%



Depression

Keokuk has a crude rate of 20.1% for depression among adults aged ≥ 18 years, which ranks 880th out of 958 Iowa communities (90th out of 102 midsized communities). The age-adjusted rate for Keokuk is 21.0%, which ranks 852nd out of 905 Iowa communities (95th out of 102 midsized communities).

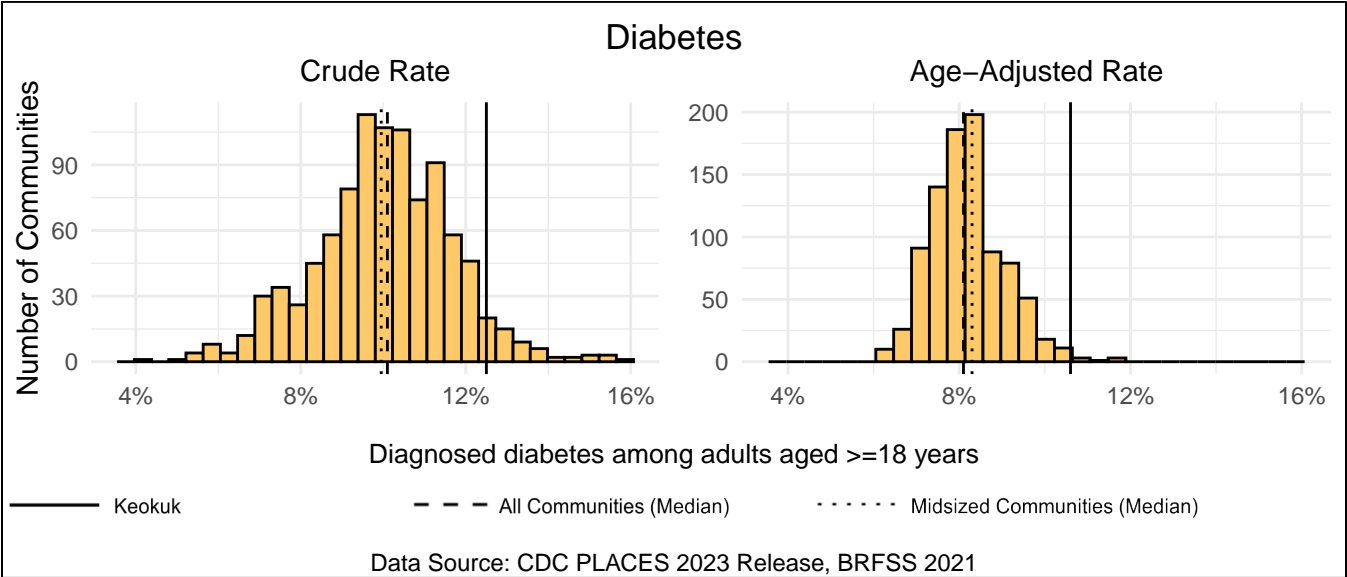
Measure Type	Keokuk	All Comm.	Midsized Comm.
Crude	20.1%	18.0%	18.2%
Age-Adjusted	21.0%	19.0%	19.2%



Diabetes

Keokuk has a crude rate of 12.5% for diagnosed diabetes among adults aged >=18 years, which ranks 903rd out of 958 Iowa communities (100th out of 102 midsize communities). The age-adjusted rate for Keokuk is 10.6%, which ranks 897th out of 905 Iowa communities (99th out of 102 midsize communities).

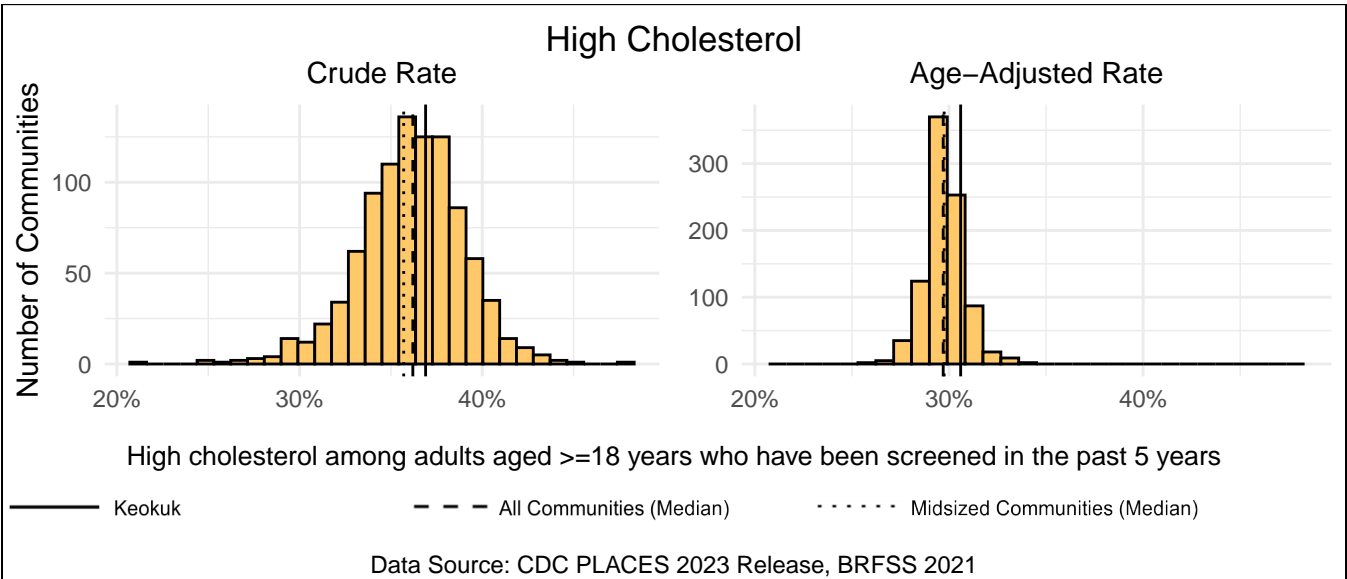
Measure Type	Keokuk	All Comm.	Midsized Comm.
Crude	12.5%	10.1%	9.9%
Age-Adjusted	10.6%	8.1%	8.3%



High Cholesterol

Keokuk has a crude rate of 36.9% for high cholesterol among adults aged >=18 years who have been screened in the past 5 years, which ranks 571st out of 958 Iowa communities (72nd out of 102 midsize communities). The age-adjusted rate for Keokuk is 30.6%, which ranks 731st out of 905 Iowa communities (77th out of 102 midsize communities).

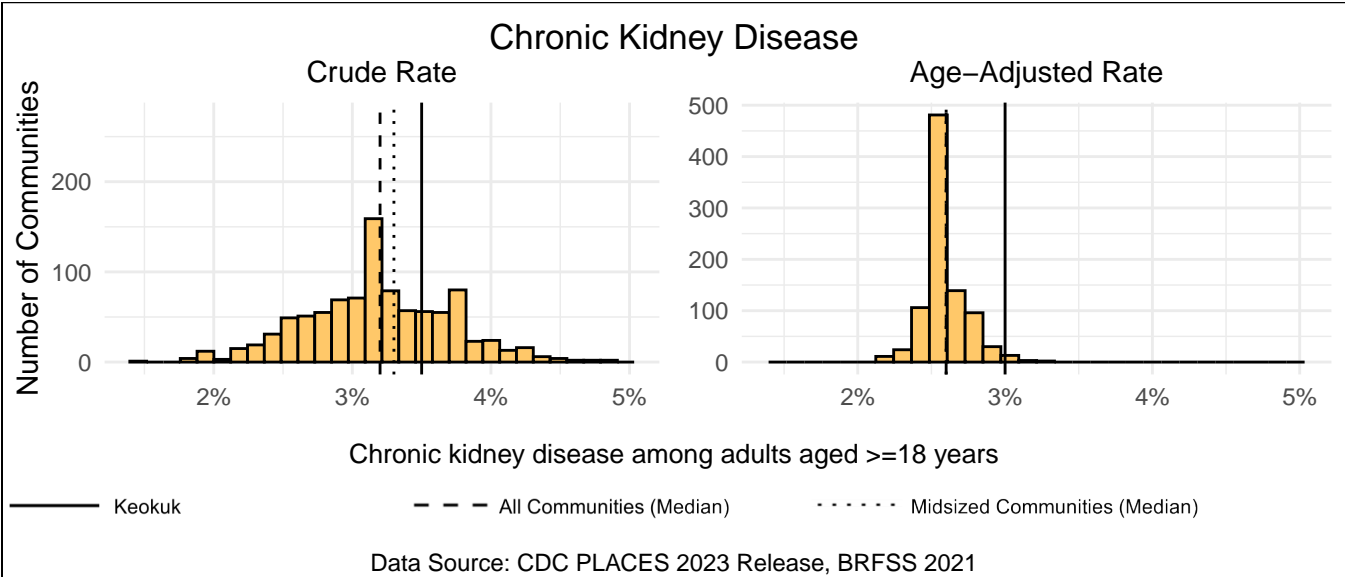
Measure Type	Keokuk	All Comm.	Midsized Comm.
Crude	36.9%	36.2%	35.7%
Age-Adjusted	30.6%	29.7%	29.8%



Chronic Kidney Disease

Keokuk has a crude rate of 3.5% for chronic kidney disease among adults aged ≥ 18 years, which ranks 676th out of 958 Iowa communities (69th out of 102 midsized communities). The age-adjusted rate for Keokuk is 3.0%, which ranks 888th out of 905 Iowa communities (97th out of 102 midsized communities).

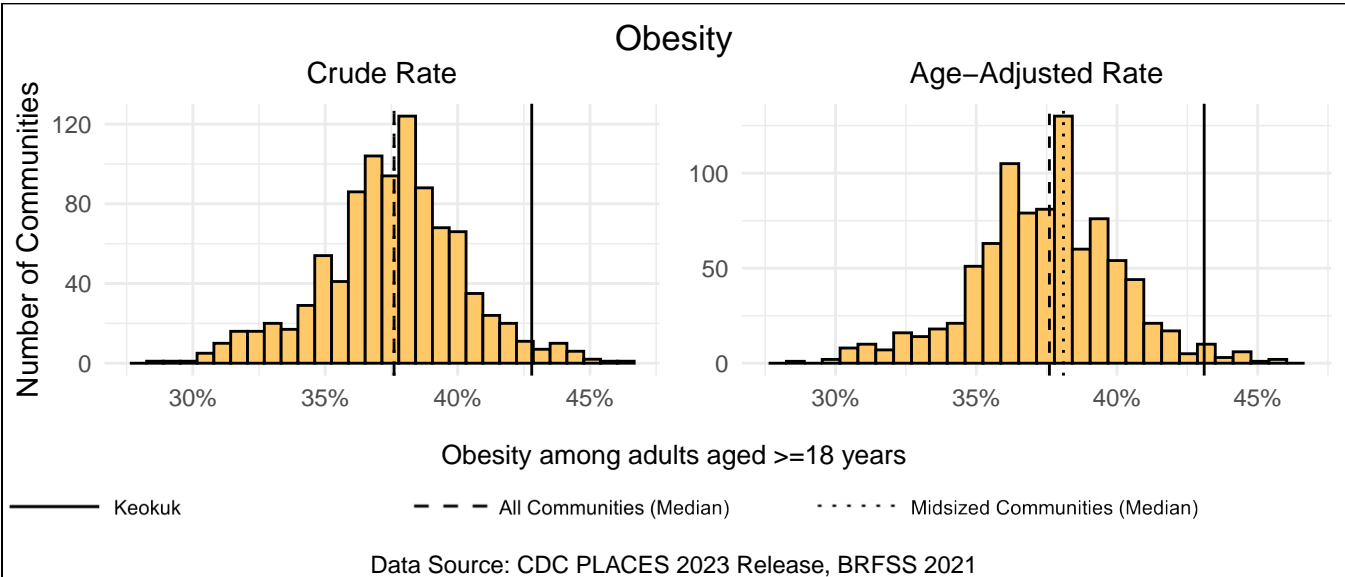
Measure Type	Keokuk	All Comm.	Midsized Comm.
Crude	3.5%	3.2%	3.3%
Age-Adjusted	3.0%	2.6%	2.6%



Obesity

Keokuk has a crude rate of 42.8% for obesity among adults aged ≥ 18 years, which ranks 931st out of 958 Iowa communities (98th out of 102 midsized communities). The age-adjusted rate for Keokuk is 43.1%, which ranks 888th out of 905 Iowa communities (95th out of 102 midsized communities).

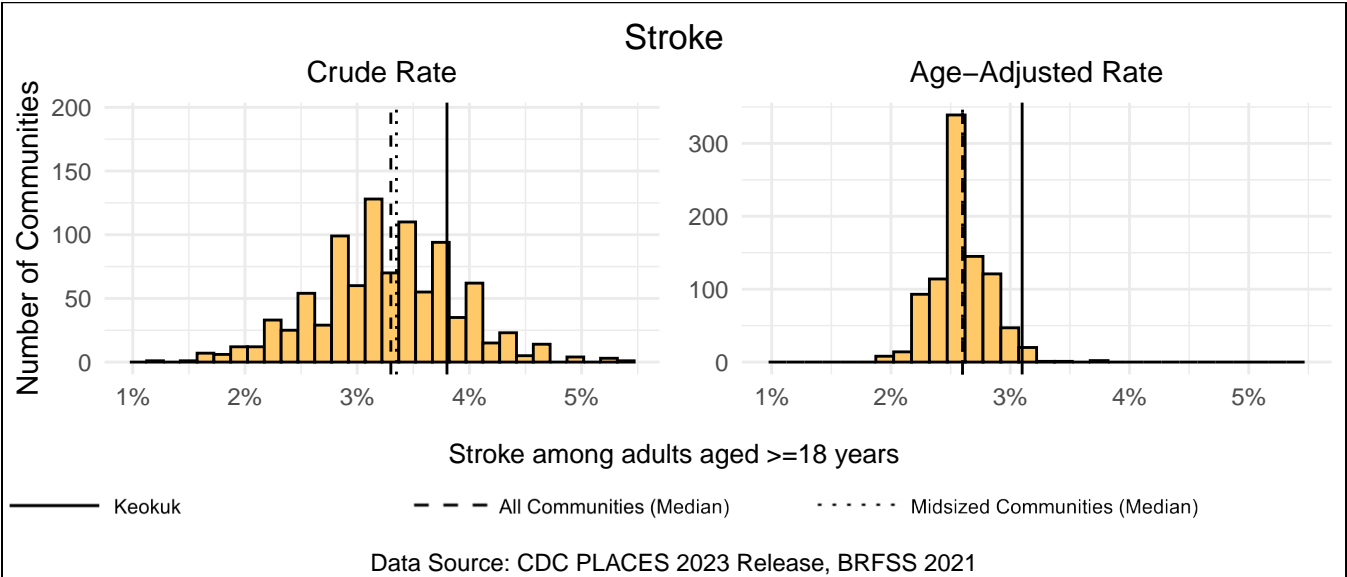
Measure Type	Keokuk	All Comm.	Midsized Comm.
Crude	42.8%	37.6%	37.6%
Age-Adjusted	43.1%	37.6%	38.1%



Stroke

Keokuk has a crude rate of 3.8% for stroke among adults aged >=18 years, which ranks 760th out of 958 Iowa communities (76th out of 102 midsize communities). The age-adjusted rate for Keokuk is 3.1%, which ranks 882nd out of 905 Iowa communities (94th out of 102 midsize communities).

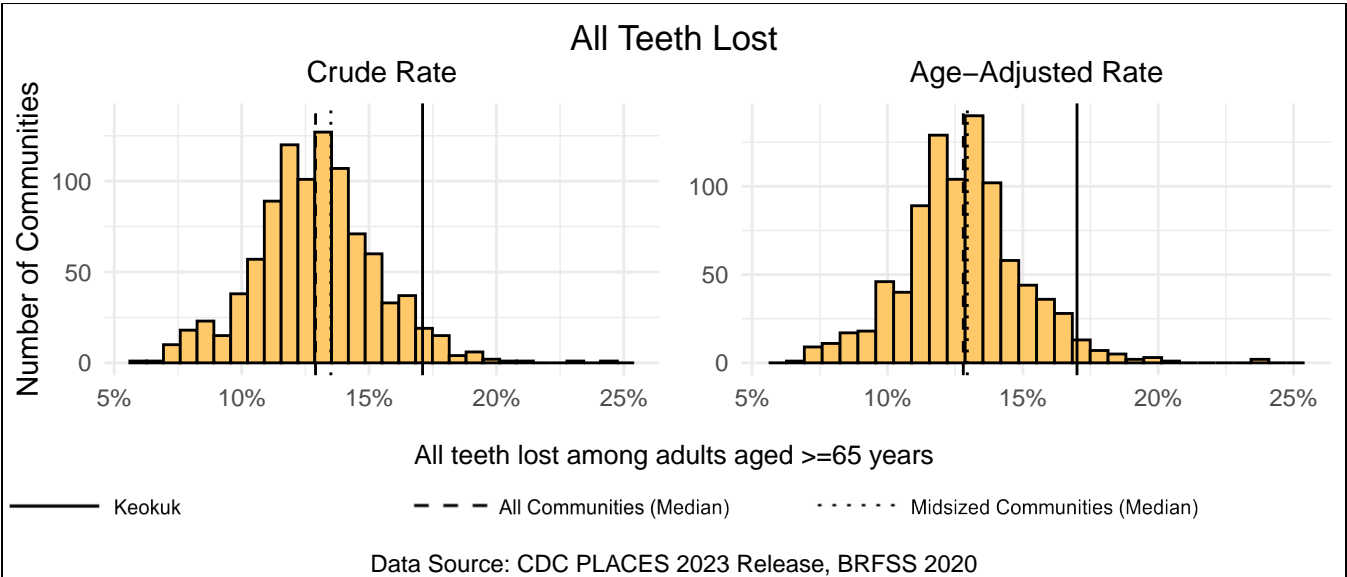
Measure Type	Keokuk	All Comm.	Midsized Comm.
Crude	3.8%	3.3%	3.3%
Age-Adjusted	3.1%	2.6%	2.6%



All Teeth Lost

Keokuk has a crude rate of 17.1% for all teeth lost among adults aged >=65 years, which ranks 917th out of 958 Iowa communities (90th out of 102 midsize communities). The age-adjusted rate for Keokuk is 17.0%, which ranks 876th out of 905 Iowa communities (93rd out of 102 midsize communities).

Measure Type	Keokuk	All Comm.	Midsized Comm.
Crude	17.1%	12.9%	13.5%
Age-Adjusted	17.0%	12.8%	12.9%



Prevention

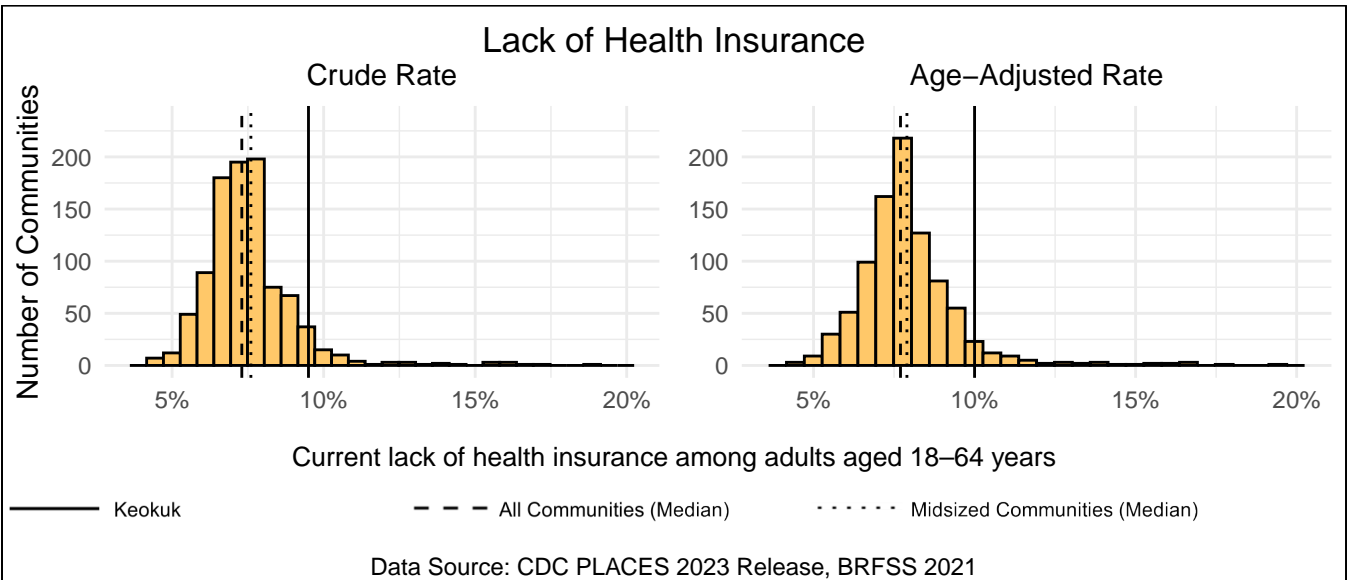
Preventive measures are another practical intervention point for public health professionals as they allow for the early detection of health conditions and improve overall treatment efficacy. This section includes a review of your community’s prevention measures, including preventive screenings and doctor visits. Besides the measure for lack of health insurance, all measures in this section are positive, where a higher rate is a strength for your community. The link below includes more information about each variable.

<https://www.cdc.gov/places/measure-definitions/prevention/index.html>

Lack of Health Insurance

Keokuk has a crude rate of 9.5% for current lack of health insurance among adults aged 18–64 years, which ranks 891st out of 958 Iowa communities (85th out of 102 mid-sized communities). The age-adjusted rate for Keokuk is 10.0%, which ranks 842nd out of 905 Iowa communities (87th out of 102 mid-sized communities).

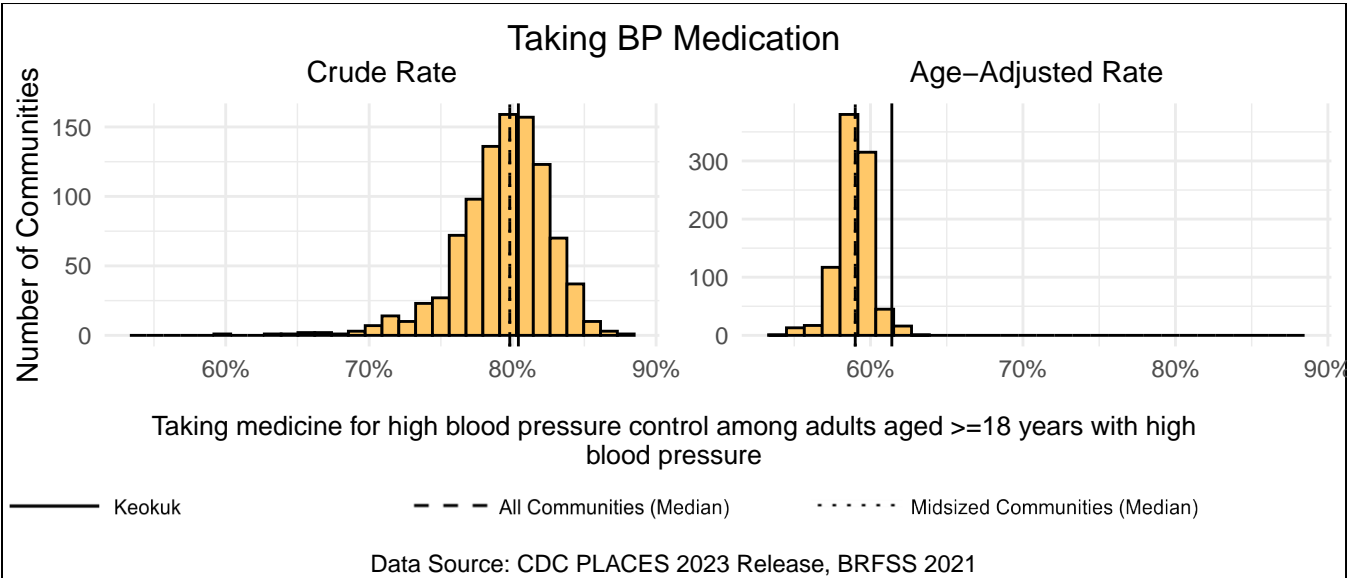
Measure Type	Keokuk	All Comm.	Midsized Comm.
Crude	9.5%	7.3%	7.6%
Age-Adjusted	10.0%	7.7%	7.9%



Taking BP Medication

Keokuk has a crude rate of 80.4% for taking medicine for high blood pressure control among adults aged >=18 years with high blood pressure, which ranks 370th out of 958 Iowa communities (36th out of 102 midsize communities). The age-adjusted rate for Keokuk is 61.4%, which ranks 22nd out of 905 Iowa communities (3rd out of 102 midsize communities).

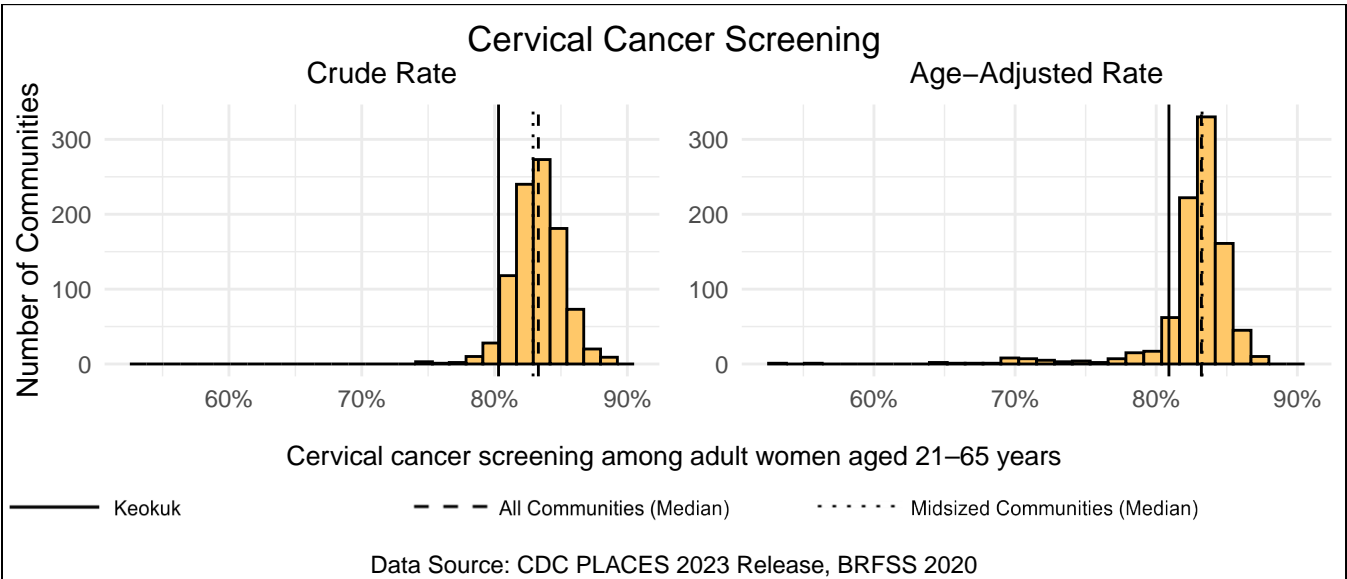
Measure Type	Keokuk	All Comm.	Midsized Comm.
Crude	80.4%	79.8%	79.8%
Age-Adjusted	61.4%	59.0%	59.0%



Cervical Cancer Screening

Keokuk has a crude rate of 80.3% for cervical cancer screening among adult women aged 21–65 years, which ranks 915th out of 958 Iowa communities (93rd out of 102 midsize communities). The age-adjusted rate for Keokuk is 80.9%, which ranks 819th out of 905 Iowa communities (95th out of 102 midsize communities).

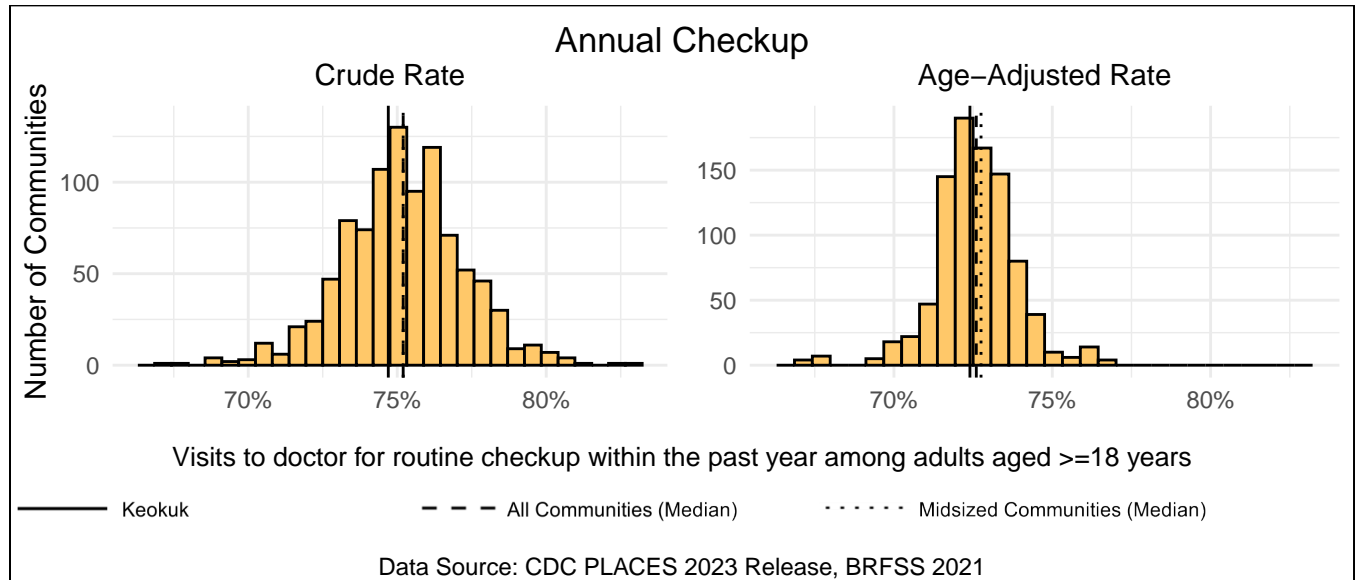
Measure Type	Keokuk	All Comm.	Midsized Comm.
Crude	80.3%	83.3%	82.9%
Age-Adjusted	80.9%	83.2%	83.2%



Annual Checkup

Keokuk has a crude rate of 74.7% for visits to doctor for routine checkup within the past year among adults aged ≥ 18 years, which ranks 578th out of 958 Iowa communities (64th out of 102 midsize communities). The age-adjusted rate for Keokuk is 72.4%, which ranks 498th out of 905 Iowa communities (62nd out of 102 midsize communities).

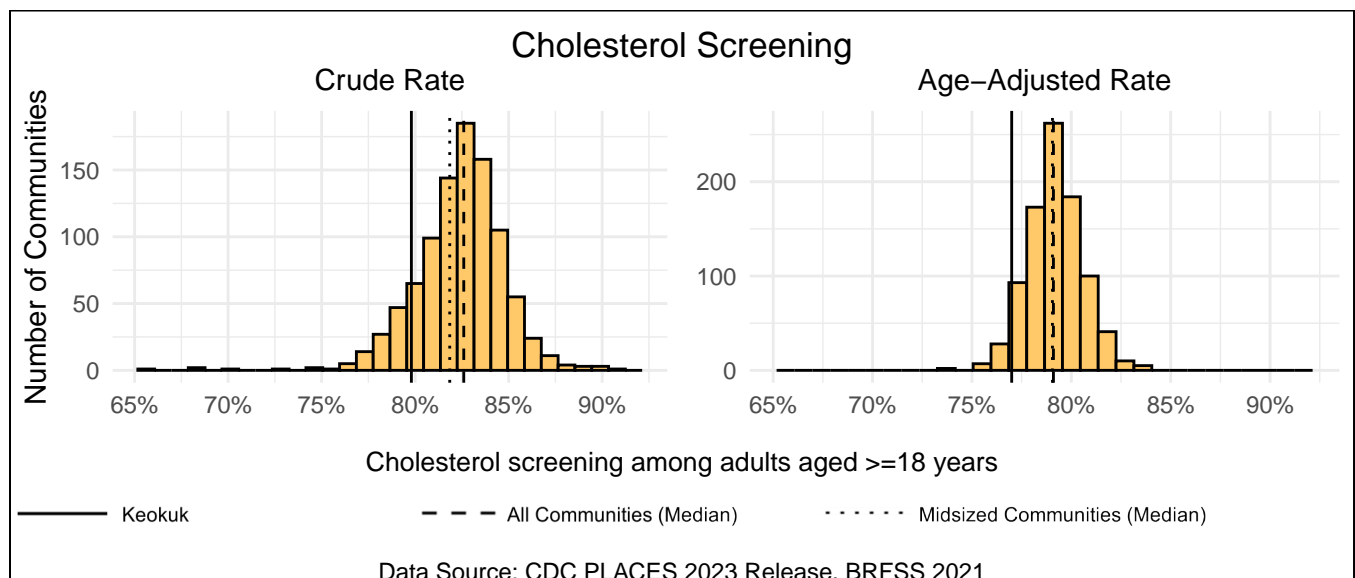
Measure Type	Keokuk	All Comm.	Midsized Comm.
Crude	74.7%	75.2%	75.2%
Age-Adjusted	72.4%	72.6%	72.8%



Cholesterol Screening

Keokuk has a crude rate of 79.8% for cholesterol screening among adults aged ≥ 18 years, which ranks 834th out of 958 Iowa communities (76th out of 102 midsize communities). The age-adjusted rate for Keokuk is 77.0%, which ranks 861st out of 905 Iowa communities (88th out of 102 midsize communities).

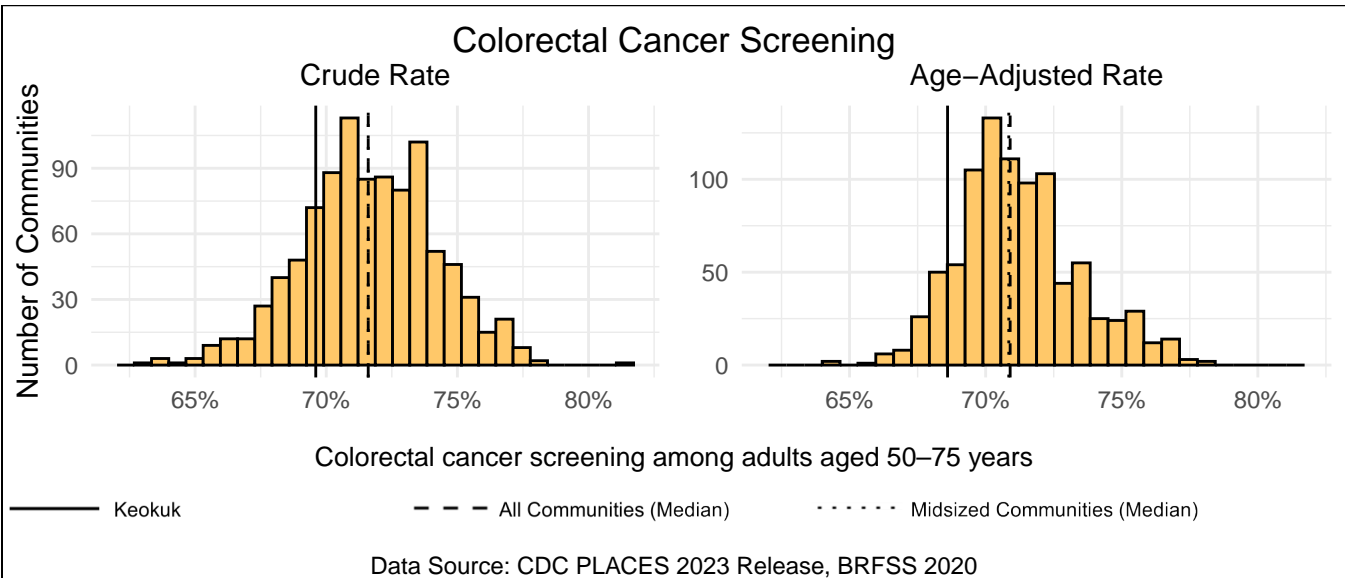
Measure Type	Keokuk	All Comm.	Midsized Comm.
Crude	79.8%	82.6%	81.8%
Age-Adjusted	77.0%	79.1%	79.0%



Colorectal Cancer Screening

Keokuk has a crude rate of 69.6% for colorectal cancer screening among adults aged 50–75 years, which ranks 752nd out of 958 Iowa communities (79th out of 102 mid-sized communities). The age-adjusted rate for Keokuk is 68.6%, which ranks 805th out of 905 Iowa communities (83rd out of 102 mid-sized communities).

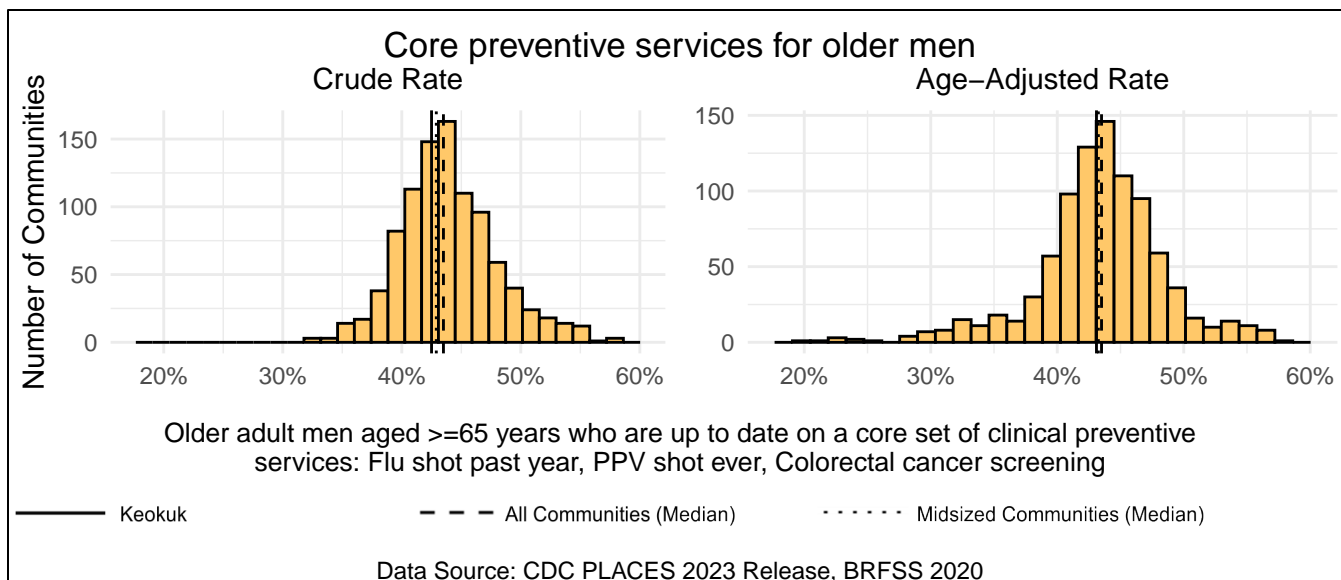
Measure Type	Keokuk	All Comm.	Midsized Comm.
Crude	69.6%	71.6%	71.6%
Age-Adjusted	68.6%	70.9%	70.8%



Core preventive services for older men

Keokuk has a crude rate of 42.5% for older adult men aged ≥65 years who are up to date on a core set of clinical preventive services: flu shot past year, ppv shot ever, colorectal cancer screening, which ranks 608th out of 958 Iowa communities (56th out of 102 mid-sized communities). The age-adjusted rate for Keokuk is 43.1%, which ranks 496th out of 905 Iowa communities (55th out of 102 mid-sized communities).

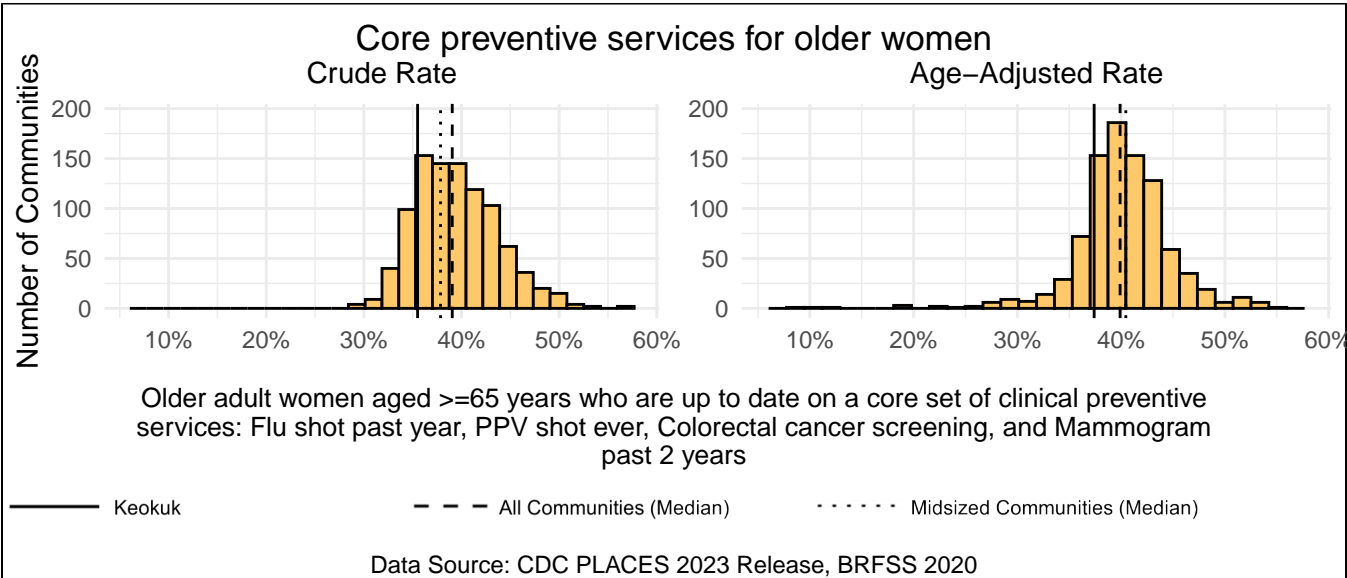
Measure Type	Keokuk	All Comm.	Midsized Comm.
Crude	42.5%	43.5%	42.9%
Age-Adjusted	43.1%	43.5%	43.2%



Core preventive services for older women

Keokuk has a crude rate of 35.5% for older adult women aged ≥ 65 years who are up to date on a core set of clinical preventive services: flu shot past year, ppv shot ever, colorectal cancer screening, and mammogram past 2 years, which ranks 790th out of 958 Iowa communities (80th out of 102 mid-sized communities). The age-adjusted rate for Keokuk is 37.4%, which ranks 724th out of 905 Iowa communities (84th out of 102 mid-sized communities).

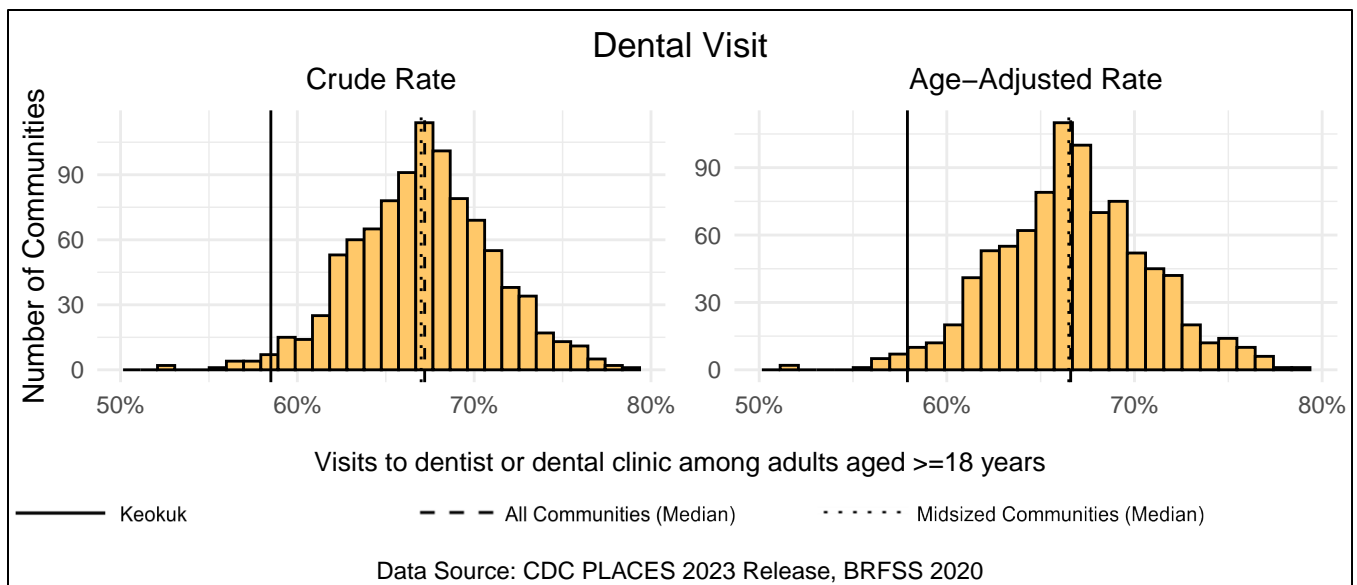
Measure Type	Keokuk	All Comm.	Midsized Comm.
Crude	35.5%	39.0%	37.8%
Age-Adjusted	37.4%	39.9%	40.4%



Dental Visit

Keokuk has a crude rate of 58.5% for visits to dentist or dental clinic among adults aged ≥ 18 years, which ranks 944th out of 958 Iowa communities (95th out of 102 mid-sized communities). The age-adjusted rate for Keokuk is 57.9%, which ranks 891st out of 905 Iowa communities (95th out of 102 mid-sized communities).

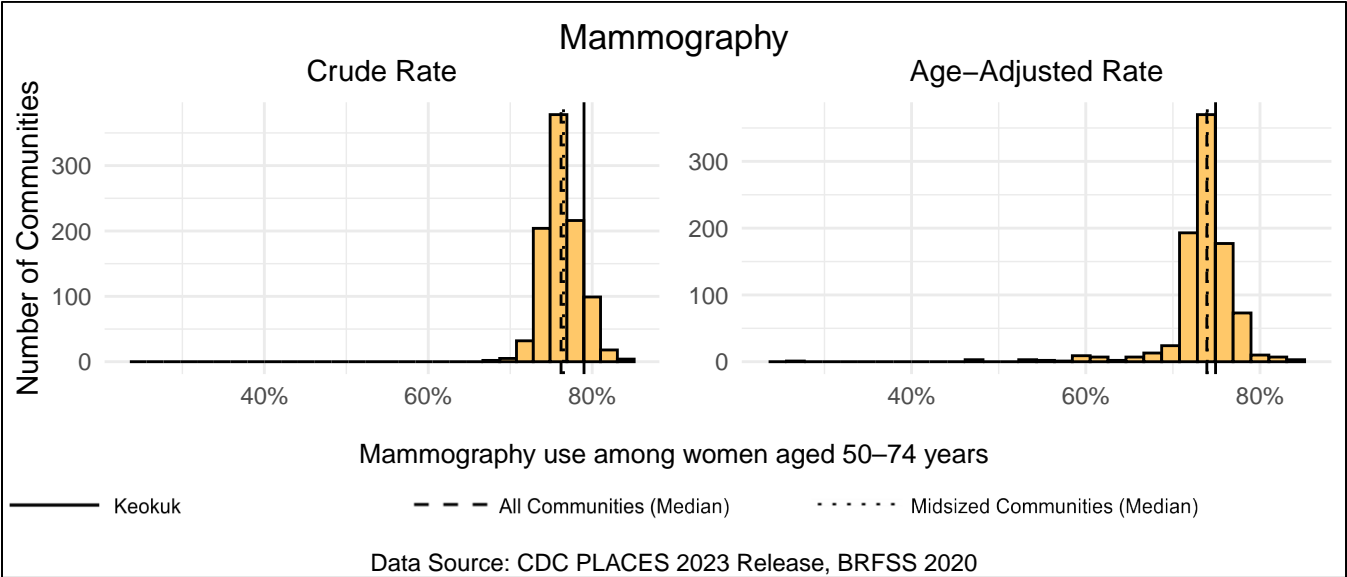
Measure Type	Keokuk	All Comm.	Midsized Comm.
Crude	58.5%	67.2%	67.0%
Age-Adjusted	57.9%	66.6%	66.5%



Mammography

Keokuk has a crude rate of 79.0% for mammography use among women aged 50–74 years, which ranks 110th out of 958 Iowa communities (16th out of 102 mid-sized communities). The age-adjusted rate for Keokuk is 74.9%, which ranks 261st out of 905 Iowa communities (38th out of 102 mid-sized communities).

Measure Type	Keokuk	All Comm.	Midsized Comm.
Crude	79.0%	76.2%	76.5%
Age-Adjusted	74.9%	73.9%	74.0%



Disability

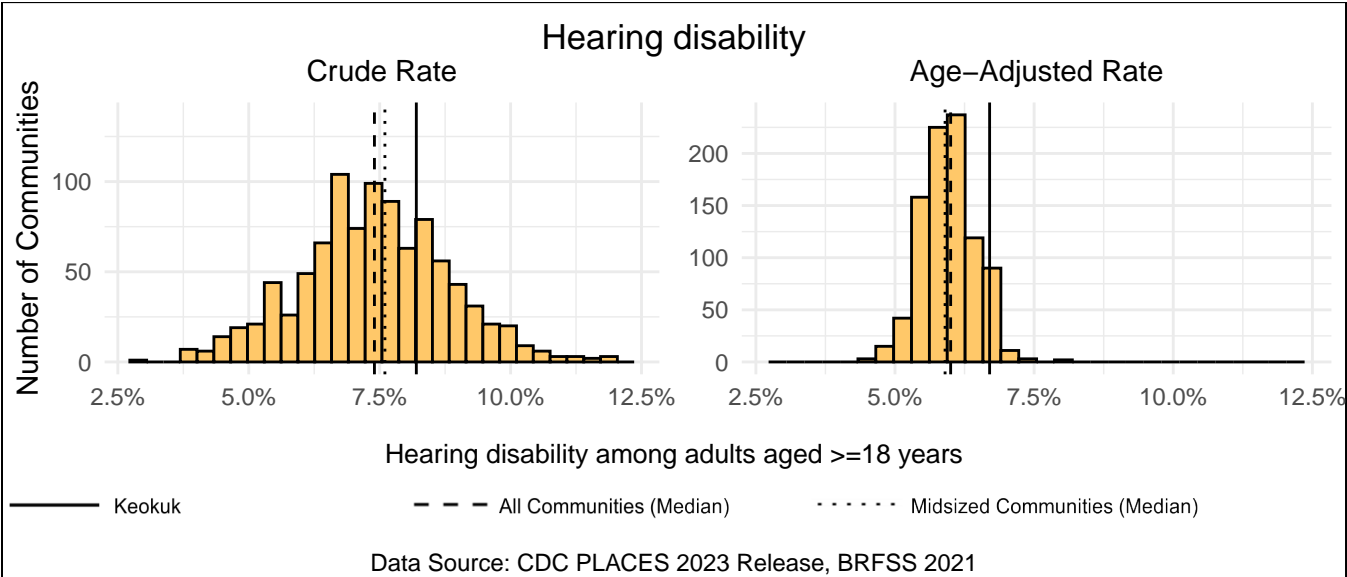
This section includes measures of physical and cognitive disabilities. Respondents were asked to report on six disabilities: hearing, vision, cognition, mobility, self-care, and independent living. The final measure reports the rate of respondents that answered yes to any of the previous six disabilities. The link below includes more information about each variable.

<https://www.cdc.gov/places/measure-definitions/unhealthy-behaviors/index.html>

Hearing disability

Keokuk has a crude rate of 8.2% for hearing disability among adults aged ≥ 18 years, which ranks 683rd out of 958 Iowa communities (69th out of 102 midsize communities). The age-adjusted rate for Keokuk is 6.7%, which ranks 838th out of 905 Iowa communities (90th out of 102 midsize communities).

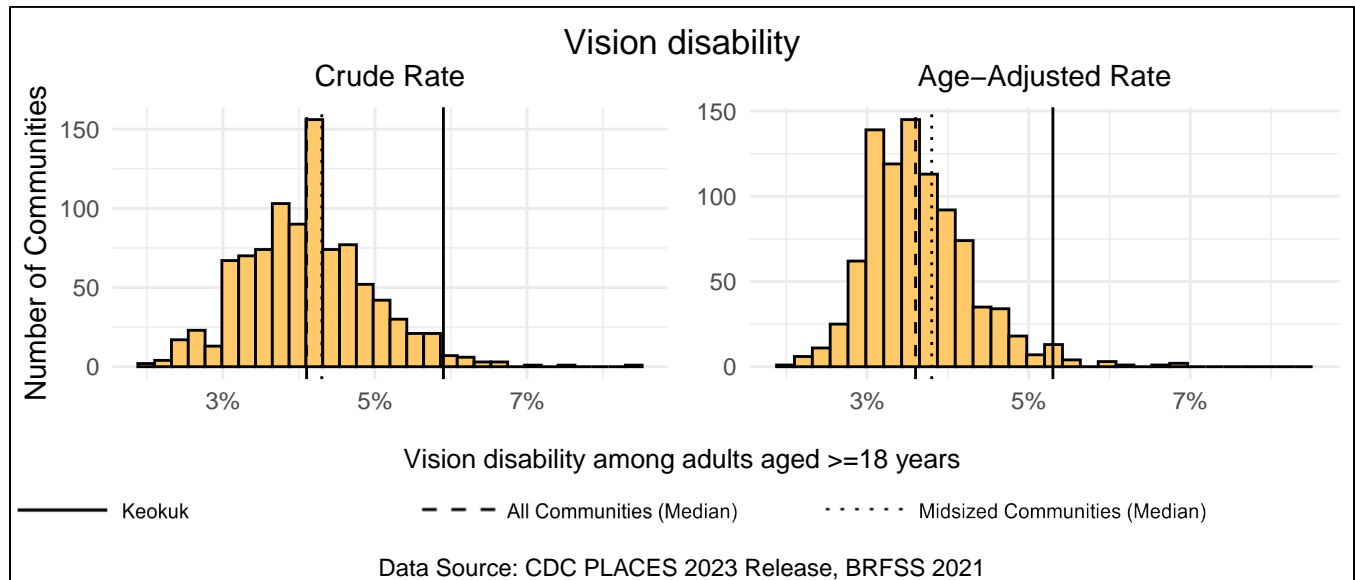
Measure Type	Keokuk	All Comm.	Midsized Comm.
Crude	8.2%	7.4%	7.6%
Age-Adjusted	6.7%	6.0%	5.9%



Vision disability

Keokuk has a crude rate of 5.9% for vision disability among adults aged ≥ 18 years, which ranks 937th out of 958 Iowa communities (97th out of 102 midsize communities). The age-adjusted rate for Keokuk is 5.3%, which ranks 886th out of 905 Iowa communities (95th out of 102 midsize communities).

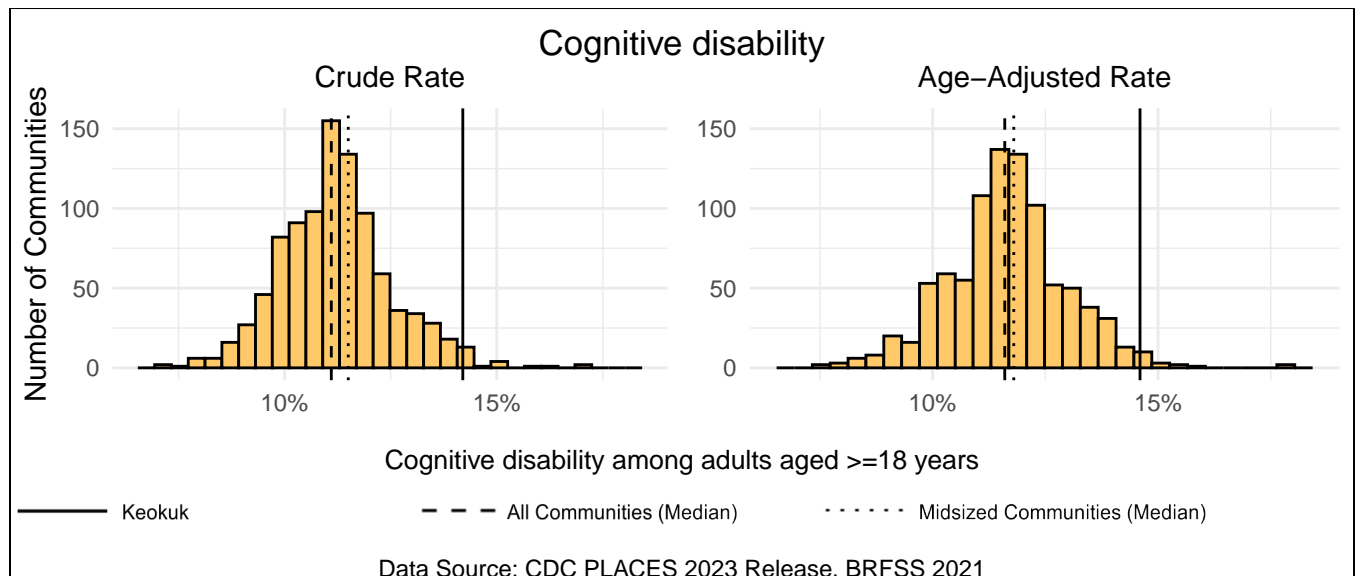
Measure Type	Keokuk	All Comm.	Midsized Comm.
Crude	5.9%	4.1%	4.3%
Age-Adjusted	5.3%	3.6%	3.8%



Cognitive disability

Keokuk has a crude rate of 14.2% for cognitive disability among adults aged ≥ 18 years, which ranks 940th out of 958 Iowa communities (98th out of 102 midsize communities). The age-adjusted rate for Keokuk is 14.6%, which ranks 890th out of 905 Iowa communities (97th out of 102 midsize communities).

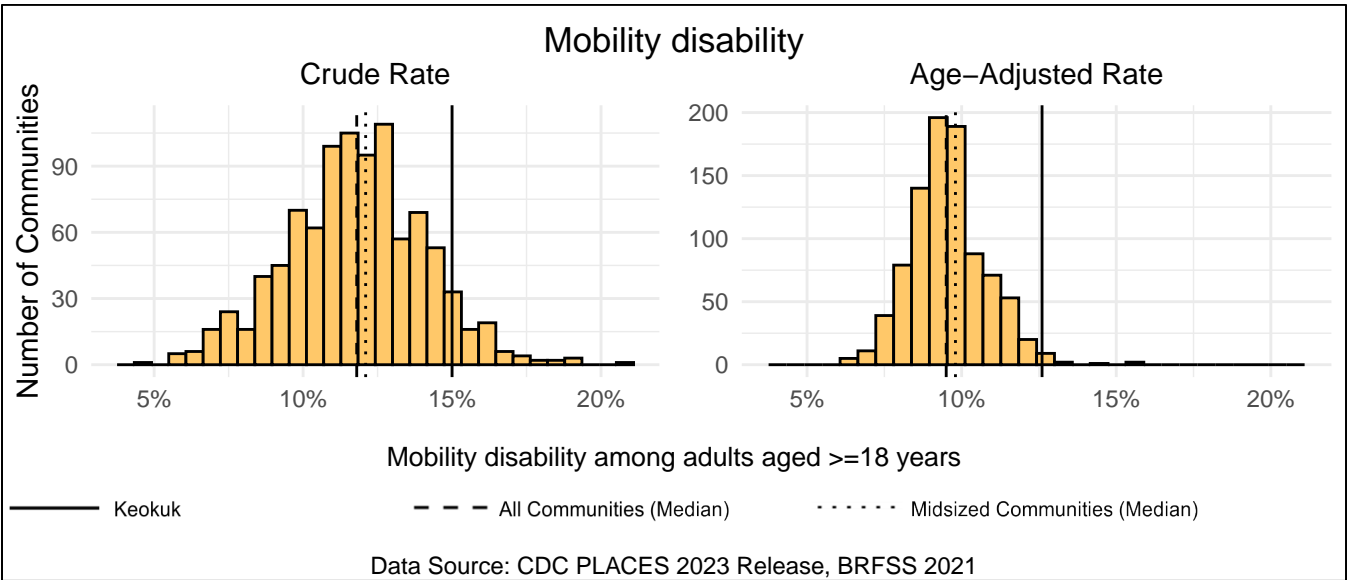
Measure Type	Keokuk	All Comm.	Midsized Comm.
Crude	14.2%	11.1%	11.5%
Age-Adjusted	14.6%	11.6%	11.8%



Mobility disability

Keokuk has a crude rate of 15.0% for mobility disability among adults aged >=18 years, which ranks 888th out of 958 Iowa communities (93rd out of 102 mid-sized communities). The age-adjusted rate for Keokuk is 12.6%, which ranks 893rd out of 905 Iowa communities (98th out of 102 mid-sized communities).

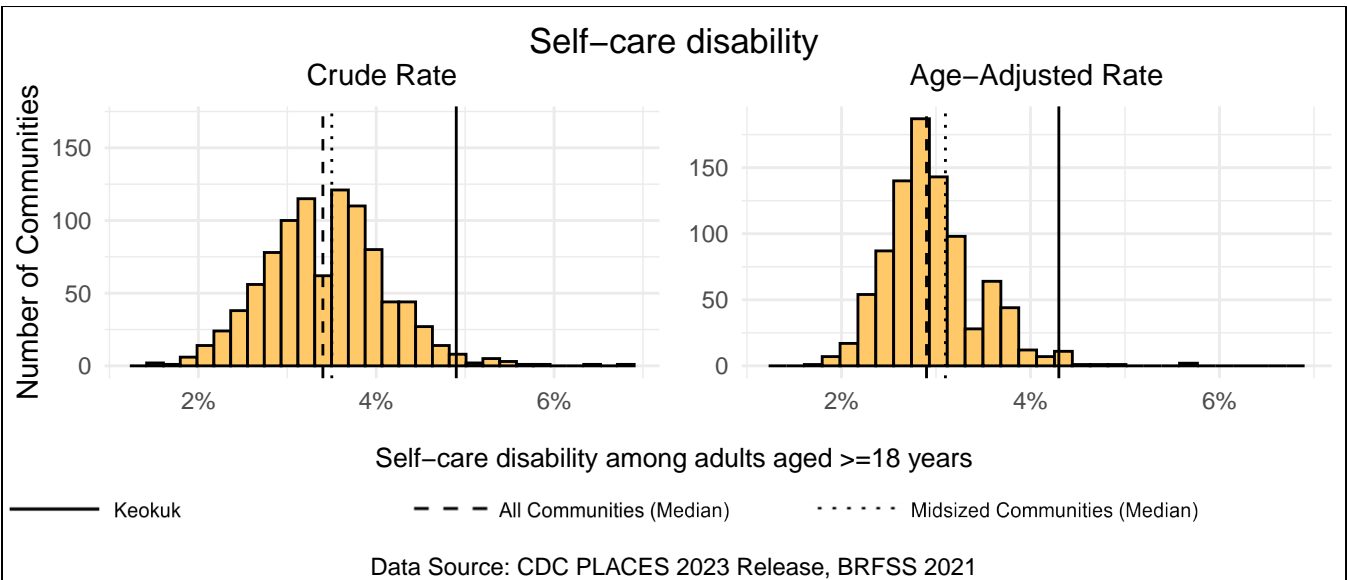
Measure Type	Keokuk	All Comm.	Midsized Comm.
Crude	15.0%	11.8%	12.1%
Age-Adjusted	12.6%	9.5%	9.8%



Self-care disability

Keokuk has a crude rate of 4.9% for self-care disability among adults aged >=18 years, which ranks 937th out of 958 Iowa communities (98th out of 102 mid-sized communities). The age-adjusted rate for Keokuk is 4.3%, which ranks 890th out of 905 Iowa communities (98th out of 102 mid-sized communities).

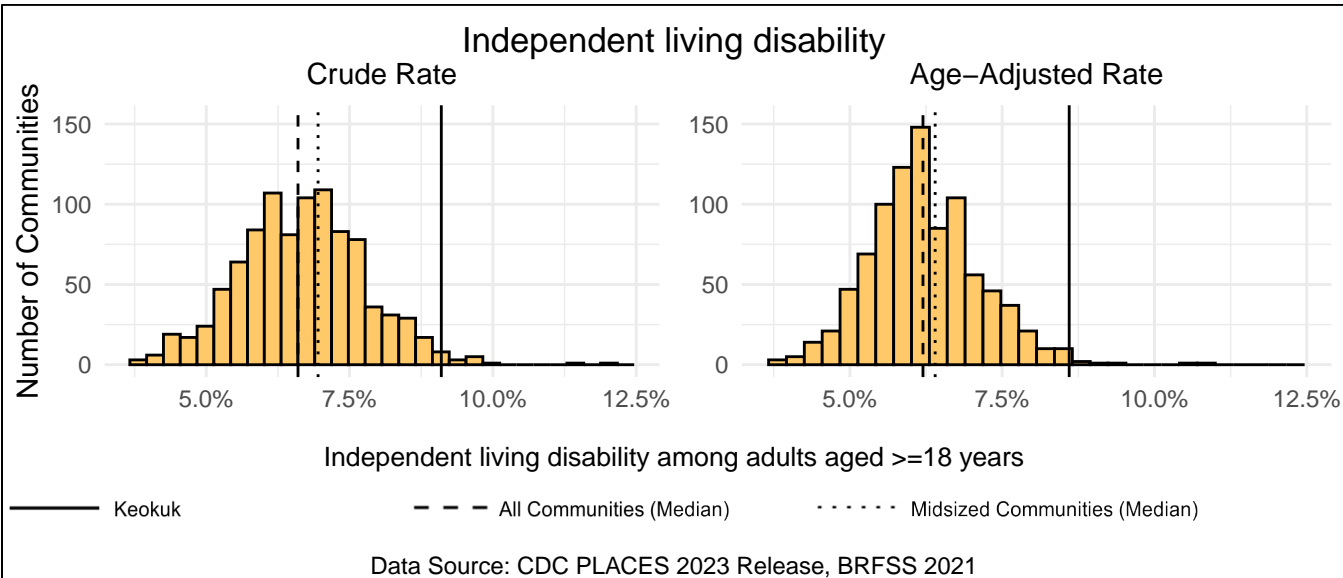
Measure Type	Keokuk	All Comm.	Midsized Comm.
Crude	4.9%	3.4%	3.5%
Age-Adjusted	4.3%	2.9%	3.1%



Independent living disability

Keokuk has a crude rate of 9.1% for independent living disability among adults aged ≥ 18 years, which ranks 944th out of 958 Iowa communities (98th out of 102 midsized communities). The age-adjusted rate for Keokuk is 8.6%, which ranks 896th out of 905 Iowa communities (98th out of 102 midsized communities).

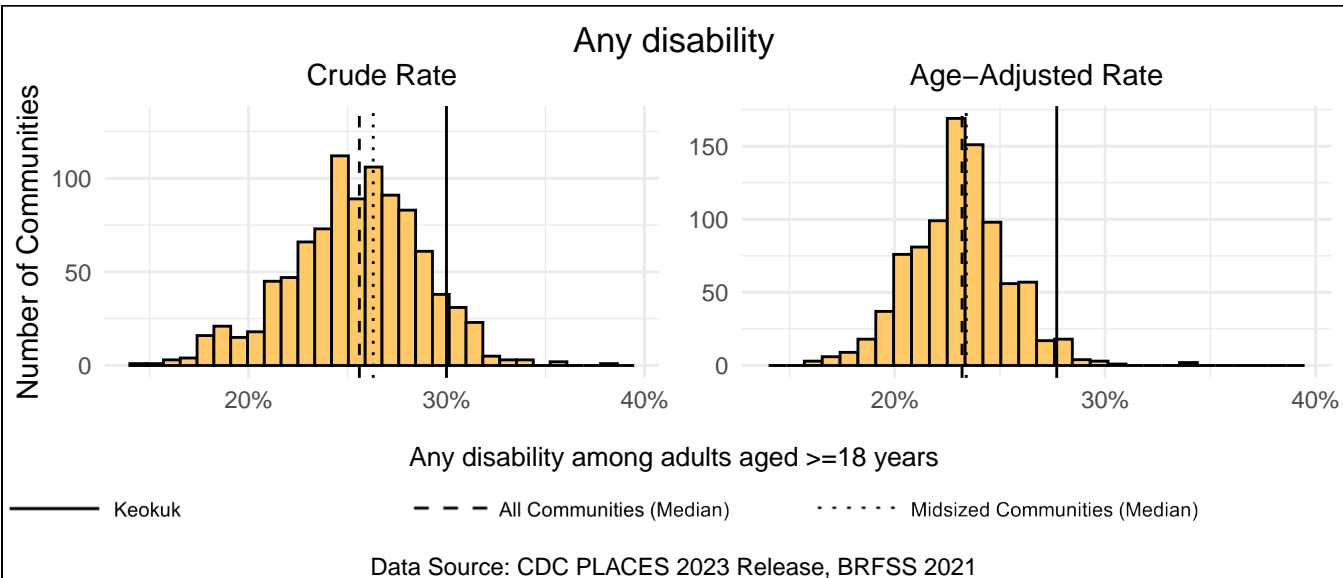
Measure Type	Keokuk	All Comm.	Midsized Comm.
Crude	9.1%	6.6%	7.0%
Age-Adjusted	8.6%	6.2%	6.4%



Any disability

Keokuk has a crude rate of 30.0% for any disability among adults aged ≥ 18 years, which ranks 879th out of 958 Iowa communities (87th out of 102 midsized communities). The age-adjusted rate for Keokuk is 27.7%, which ranks 882nd out of 905 Iowa communities (96th out of 102 midsized communities).

Measure Type	Keokuk	All Comm.	Midsized Comm.
Crude	30.0%	25.6%	26.3%
Age-Adjusted	27.7%	23.2%	23.4%



Appendix 1: CDC PLACES Data

This report uses a novel dataset from the Centers for Disease Control and Prevention (CDC) called PLACES: Local Data for Better Health. The PLACES dataset uses small area estimation methods to provide estimates of health measures for counties, places, census tracts, and zip code tabulation areas. The estimates are created with a multilevel statistical modeling framework that utilizes CDC's Behavioral Risk Factor Surveillance System (BRFSS), Census population counts, and American Community Survey demographic and socioeconomic data.

Relevant links for CDC PLACES can be found below:

- [PLACES Homepage](#)
- [Measure Definitions](#)
- [Methodology](#)



Appendix 2: Keokuk PLACES Data

Category	Health Domain	Crude Rate Rank	Crude Rate (95% CI)	Age-Adj. Rate Rank	Age-Adj. Rate (95% CI)
Health Status	Physical Health	908	12.8% (11.3% - 14.6%)	889	11.9% (10.4% - 13.6%)
Health Status	Mental Health	949	17.1% (15.0% - 19.4%)	902	18.3% (16.0% - 20.7%)
Health Status	General Health	933	18.7% (16.4% - 21.2%)	887	17.2% (15.2% - 19.6%)
Health Risk Behaviors	Physical Inactivity	900	30.8% (26.1% - 35.7%)	875	29.3% (24.9% - 34.0%)
Health Risk Behaviors	Current Smoking	940	21.3% (18.1% - 24.9%)	897	22.3% (19.1% - 26.0%)
Health Risk Behaviors	Sleep <7 hours	590	30.8% (30.2% - 31.6%)	580	31.7% (30.9% - 32.4%)
Health Risk Behaviors	Binge Drinking	108	17.1% (14.0% - 20.4%)	10	19.0% (15.6% - 22.6%)
Health Outcomes	Stroke	760	3.8% (3.5% - 4.2%)	882	3.1% (2.9% - 3.5%)
Health Outcomes	Coronary Heart Disease	715	7.4% (6.6% - 8.3%)	881	5.9% (5.3% - 6.6%)
Health Outcomes	Depression	880	20.1% (16.5% - 23.9%)	852	21.0% (17.4% - 24.8%)
Health Outcomes	High Blood Pressure	726	34.7% (30.5% - 39.0%)	887	30.4% (26.6% - 34.4%)
Health Outcomes	Arthritis	670	29.6% (25.5% - 33.9%)	889	25.5% (21.8% - 29.3%)
Health Outcomes	All Teeth Lost	917	17.1% (14.1% - 20.6%)	876	17.0% (14.1% - 20.2%)
Health Outcomes	Diabetes	903	12.5% (10.8% - 14.5%)	897	10.6% (9.1% - 12.2%)
Health Outcomes	Current Asthma	944	10.3% (9.1% - 11.7%)	892	10.5% (9.2% - 11.9%)
Health Outcomes	Obesity	931	42.8% (35.6% - 50.0%)	888	43.1% (35.9% - 50.3%)
Health Outcomes	Chronic Kidney Disease	676	3.5% (3.2% - 3.9%)	888	3.0% (2.7% - 3.2%)
Health Outcomes	COPD	900	9.4% (8.3% - 10.8%)	895	8.2% (7.2% - 9.4%)
Health Outcomes	High Cholesterol	571	36.9% (32.4% - 41.4%)	731	30.6% (26.1% - 35.1%)
Health Outcomes	Cancer (except skin)	449	8.0% (7.2% - 8.8%)	418	6.5% (5.9% - 7.2%)
Prevention	Cholesterol Screening	834	79.8% (76.6% - 82.8%)	861	77.0% (73.3% - 80.4%)
Prevention	Core preventive services for older women	790	35.5% (31.2% - 39.6%)	724	37.4% (33.2% - 41.5%)
Prevention	Dental Visit	944	58.5% (56.6% - 60.4%)	891	57.9% (55.8% - 59.9%)
Prevention	Colorectal Cancer Screening	752	69.6% (68.0% - 71.2%)	805	68.6% (67.0% - 70.3%)
Prevention	Annual Checkup	578	74.7% (69.8% - 79.1%)	498	72.4% (67.1% - 77.2%)

Category	Health Domain	Crude Rate Rank	Crude Rate (95% CI)	Age-Adj. Rate Rank	Age-Adj. Rate (95% CI)
Prevention	Core preventive services for older men	608	42.5% (37.9% - 47.4%)	496	43.1% (38.7% - 47.8%)
Prevention	Cervical Cancer Screening	915	80.3% (78.8% - 81.6%)	819	80.9% (79.5% - 82.1%)
Prevention	Taking BP Medication	370	80.4% (77.2% - 83.2%)	22	61.4% (56.4% - 66.3%)
Prevention	Health Insurance	891	9.5% (8.0% - 11.1%)	842	10.0% (8.4% - 11.9%)
Prevention	Mammography	110	79.0% (77.0% - 80.8%)	261	74.9% (72.7% - 77.0%)
Disability	Hearing Disability	683	8.2% (7.3% - 9.1%)	838	6.7% (6.0% - 7.5%)
Disability	Mobility Disability	888	15.0% (13.0% - 17.1%)	893	12.6% (11.0% - 14.4%)
Disability	Independent Living Disability	944	9.1% (8.1% - 10.3%)	896	8.6% (7.7% - 9.7%)
Disability	Vision Disability	937	5.9% (5.2% - 6.6%)	886	5.3% (4.7% - 5.9%)
Disability	Self-care Disability	937	4.9% (4.4% - 5.4%)	890	4.3% (3.9% - 4.8%)
Disability	Cognitive Disability	940	14.2% (12.4% - 16.1%)	890	14.6% (12.9% - 16.5%)
Disability	Any Disability	879	30.0% (26.2% - 34.3%)	882	27.7% (24.1% - 31.5%)

The 95% confidence interval shown in parentheses represents the range of 95% of CDC area estimates under different model assumptions using Monte Carlo simulations.

Appendix 3: Midsized Communities (2,500-9,999)

Keokuk falls into the group of midsized communities, which have a population of 2,500-9,999. In this data, 102 communities have a population in this range. The table below lists all communities in that group, sorted by the population estimate in the CDC PLACES dataset.

Community	Population	Community	Population	Community	Population
Keokuk	9,868	Red Oak	5,563	Dyersville	4,318
Grinnell	9,511	DeWitt	5,508	Forest City	4,254
Fairfield	9,474	Anamosa	5,493	Chariton	4,203
Mount Pleasant	9,214	Osceola	5,455	Jefferson	4,190
Denison	8,316	Algona	5,443	Carlisle	4,116
Sioux Center	8,227	Sheldon	5,417	Rock Valley	4,045
Perry	7,875	Spirit Lake	5,409	Monticello	4,034
Webster City	7,787	Centerville	5,393	Cresco	3,899
Clear Lake	7,642	Clarinda	5,371	West Liberty	3,821
Bondurant	7,617	Winterset	5,366	Waukon	3,818
Decorah	7,611	Windsor Heights	5,200	Carter Lake	3,780
Knoxville	7,523	Cherokee	5,154	Albia	3,705
Creston	7,519	Glenwood	5,128	Emmetsburg	3,671
Charles City	7,364	Manchester	5,112	Osage	3,590
Washington	7,329	Iowa Falls	5,095	Eagle Grove	3,589
Hiawatha	7,179	Sergeant Bluff	5,007	New Hampton	3,473
Nevada	6,933	Vinton	4,953	Robins	3,356
Atlantic	6,770	Shenandoah	4,930	Story City	3,352
Eldridge	6,693	Harlan	4,897	Williamsburg	3,332
Orange City	6,278	Tiffin	4,845	Milford	3,295
Maquoketa	6,123	Humboldt	4,774	West Burlington	3,184
Independence	6,106	Le Claire	4,679	Tipton	3,130
Adel	6,090	Evansdale	4,561	Tama	3,073
Oelwein	5,934	Camanche	4,546	Garner	3,065
Asbury	5,890	Mount Vernon	4,529	Solon	3,020
Estherville	5,881	Huxley	4,331	Wilton	2,939
Polk City	5,604	Hampton	4,328	Onawa	2,876

Community	Population
Saylorville	2,837
Park View	2,835
Sibley	2,830
Fairfax	2,814
Marengo	2,812
Clarion	2,799
Grundy Center	2,792
Madrid	2,784
Missouri Valley	2,692
Bloomfield	2,687
Hawarden	2,673
Postville	2,653
Eldora	2,645
Kalona	2,637
Rock Rapids	2,631
Center Point	2,573
Hudson	2,557
Belmond	2,512
Mitchellville	2,506
West Branch	2,503
Jesup	2,502
