



Iowa Community Health Snapshot Series

*275 community reports prepared for the Iowa State University
Extension and Outreach Community and Economic
Development Unit*



May 2024

By Matthew Voss & Shawn Dorius

This project was supported by funding from Iowa State University's Extension and Outreach Community and Economic Development Unit via an award from Iowa State University's Presidential Strategic Initiative Plan 2022-2031.

Iowa Community Health Snapshot Series

Table of contents

Health in Griswold: Overview	3
Strengths	3
Opportunities	4
How to Use this Report	5
Using Ames, IA as an Example	6
Health Status	7
Poor General Health	7
Poor Physical Health	8
Poor Mental Health	8
Health Risk Behaviors	9
Binge Drinking	9
Current Smoking	10
Physical Inactivity	10
Sleep <7 hours	11
Health Outcomes	12
Arthritis	12
High Blood Pressure	13
Cancer (except skin)	13
Current Asthma	14
Coronary Heart Disease	14
COPD	15
Depression	15
Diabetes	16
High Cholesterol	16
Chronic Kidney Disease	17
Obesity	17
Stroke	18
All Teeth Lost	18
Prevention	19
Lack of Health Insurance	19
Taking BP Medication	20
Cervical Cancer Screening	20
Annual Checkup	21
Cholesterol Screening	21

Colorectal Cancer Screening	22
Core preventive services for older men	22
Core preventive services for older women	24
Dental Visit	24
Mammography	26
Disability	27
Hearing disability	27
Vision disability	28
Cognitive disability	28
Mobility disability	29
Self-care disability	29
Independent living disability	30
Any disability	30
Appendix 1: CDC PLACES Data	31
Appendix 2: Griswold PLACES Data	32
Appendix 3: Small Communities (1,000-2,499)	34

Health in Griswold: Overview

Dear Community Members & Stakeholders of Griswold,

We are pleased to share the Iowa Community Health Snapshot series, a set of reports designed in partnership with Iowa State University’s Community Economic Development to assess the overall landscape of health and well-being across Iowa. The following pages include the health snapshot for your community. The snapshot can be used to see how Griswold ranks across various health measures compared to the rest of the state and similarly-sized communities. This comparison allows us to identify Griswold’s strengths and opportunities for growth by leveraging the Centers for Disease Control and Prevention PLACES dataset.

The report includes 37 health measures organized topically by general health status, risky behavior, health outcomes, prevention, and disability. We provide a general overview of each health topic, followed by a description of each health measure. Health measure descriptions include crude and age-adjusted rates and a ranking that tells you how your community ranks compared to all Iowa communities and communities of similar size to Griswold. Crude rates tell you the raw, un-adjusted percent of the population experiencing the health measure. Age-adjusted rates account for the age distribution present in your community and presents what the rate would be if your community had a standard age distribution. Crude rates can provide a general comparison between communities and age-adjusted rates can give a fairer comparison between communities with different age structures.

Strengths

Take a look at the top strengths of your community! Below are unadjusted and age-adjusted health measures that represent your community’s strengths. We recommend using continued investment in these areas to maintain them as strengths, as well as building on them to improve in other health domains.

Crude			Age-Adjusted		
Health Domain	Statewide Community Rank	Small Community Rank	Health Domain	Statewide Community Rank	Small Community Rank
Binge Drinking	127th	23rd	Cancer (except skin)	74th	4th
Taking BP Medication	150th	31st	High Cholesterol	83rd	18th
Cholesterol Screening	224th	37th	Core preventive services for older women	133rd	30th
Core preventive services for older women	241st	29th	Mammography	246th	38th
Annual Checkup	256th	50th	Binge Drinking	249th	38th

Opportunities

Below are health measures that represent potential areas for growth in your community. We recommend increasing investment in these areas to support community health and well-being.

Crude			Age-Adjusted		
Health Domain	Statewide Community Rank	Small Community Rank	Health Domain	Statewide Community Rank	Small Community Rank
Core preventive services for older men	876th	131st	Obesity	857th	135th
Obesity	867th	135th	Dental Visit	808th	129th
Physical Inactivity	857th	126th	Core preventive services for older men	789th	132nd
High Blood Pressure	848th	124th	Current Asthma	762nd	120th
Dental Visit	842nd	130th	Physical Inactivity	756th	120th

Please review the rest of the report to learn more about your community and reach out to us with questions about the report or for recommendations to improve the overall health and well-being in Griswold.

Sincerely,



Shawn F. Dorius, PhD
Iowa State University
Public Science Collaborative



IOWA STATE UNIVERSITY
Extension and Outreach
Community and Economic Development

This project was supported by funding from Iowa State University’s Extension and Outreach Community and Economic Development Unit, via an award from Iowa State University’s Presidential Strategic Initiative Plan 2022-2031.

How to Use this Report

The purpose of the Iowa Community Health Snapshot Series is to provide an overview of health in Griswold that can be used to help inform health-related interventions and programming. This report contains five sections, including the overall health status of Griswold, a review of risky behaviors in the community, and information on various health outcomes, prevention measures, and disability needs. Each section includes an overview of the health domain, a breakdown of its underlying health measures, and data to see how Griswold compares to the rest of the state and similarly-sized communities.

With a population of 1,056, Griswold’s similarly sized communities are defined as small communities. In Iowa, small communities have an average population of 1,553, and there are 138 communities that are considered small communities. To see all of the communities in this population group, please see Appendix 3 of this report.

Group	Population Range	Number of Communities
Large	50,000+	11
Mid-Large	10,000-49,999	31
Midsized	2,500-9,999	102
Small	1,000-2,499	138
Very Small	0-999	676
Total		958

Using Ames, IA as an Example

The graphic below is an example of the details included for each health measure. The table in the upper right shows your community’s crude and age-adjusted rate estimates alongside their averages across all Iowa communities and similarly-sized communities. The images below show the distribution of the health measure across communities. The vertical lines correspond with the values in the table to show the estimate for the specific community compared to communities across the state. The solid black line in each plot represents the community rate, with the dashed lines indicating the average rate for all Iowa communities and the dotted lines showing the average rate for similarly-sized communities.



Health Status

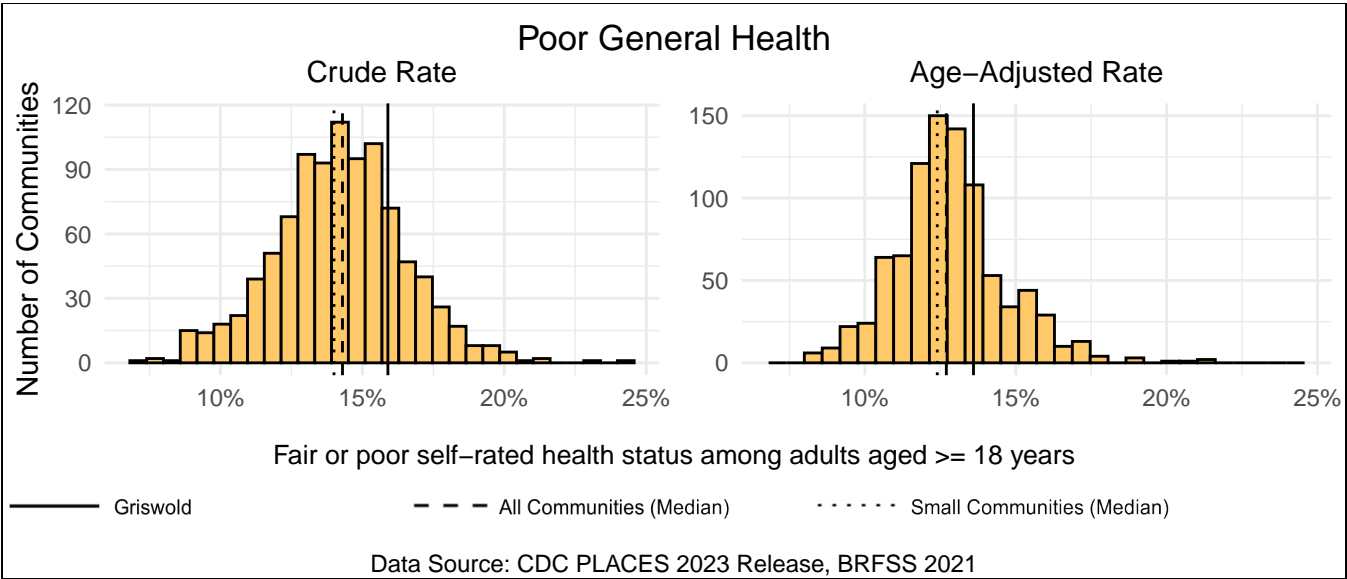
This section reflects measures for overall health, including general, physical, and mental health. These measures are a valuable way to see a simple summary of the health of a country’s population. The questions to calculate these measures ask respondents to evaluate their health status. General health is evaluated on a 5-point scale where respondents can report their health status as one of “excellent,” “very good,” “good,” “fair,” or “poor,” from which the respondents who answer “fair” or “poor” are included in the measure. Physical and mental health are evaluated as the rate of respondents who say they have had 14 or more days in the last 30 days in which their physical or mental health was not good. The URL below includes more information about each variable.

<https://www.cdc.gov/places/measure-definitions/health-status/index.html>

Poor General Health

Griswold has a crude rate of 15.9% for fair or poor self-rated health status among adults aged >= 18 years, which ranks 752nd out of 958 Iowa communities (115th out of 138 small communities). The age-adjusted rate for Griswold is 13.6%, which ranks 642nd out of 905 Iowa communities (108th out of 138 small communities).

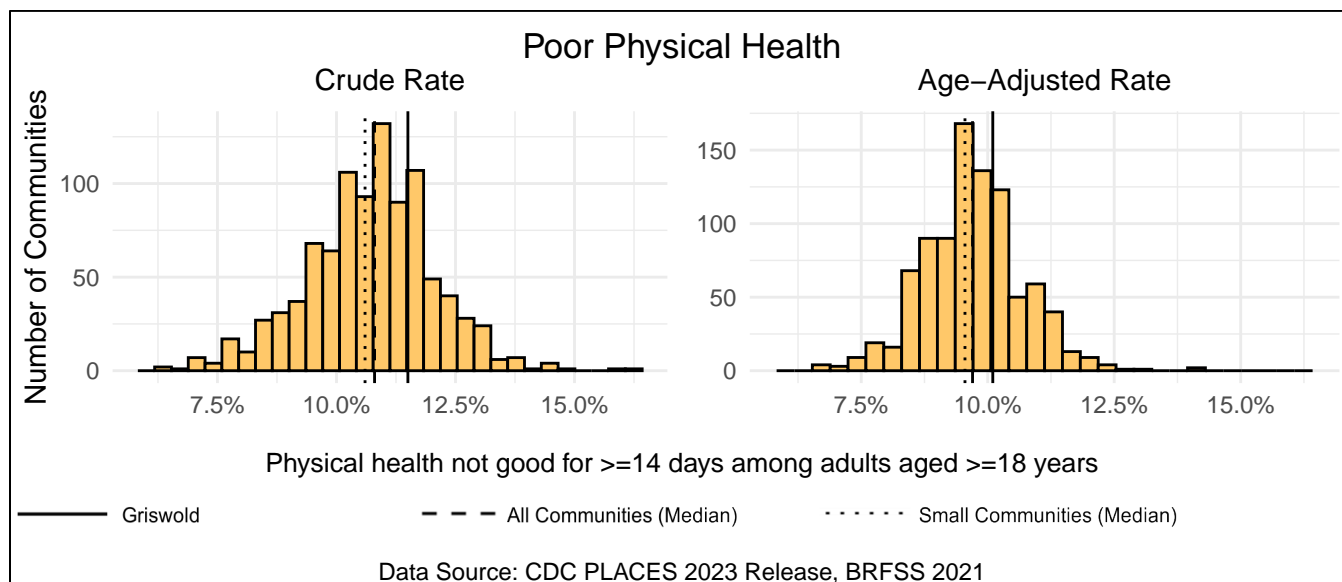
Measure Type	Griswold	All Comm.	Small Comm.
Crude	15.9%	14.3%	14.0%
Age-Adjusted	13.6%	12.7%	12.4%



Poor Physical Health

Griswold has a crude rate of 11.5% for physical health not good for ≥ 14 days among adults aged ≥ 18 years, which ranks 690th out of 958 Iowa communities (108th out of 138 small communities). The age-adjusted rate for Griswold is 10.1%, which ranks 604th out of 905 Iowa communities (103rd out of 138 small communities).

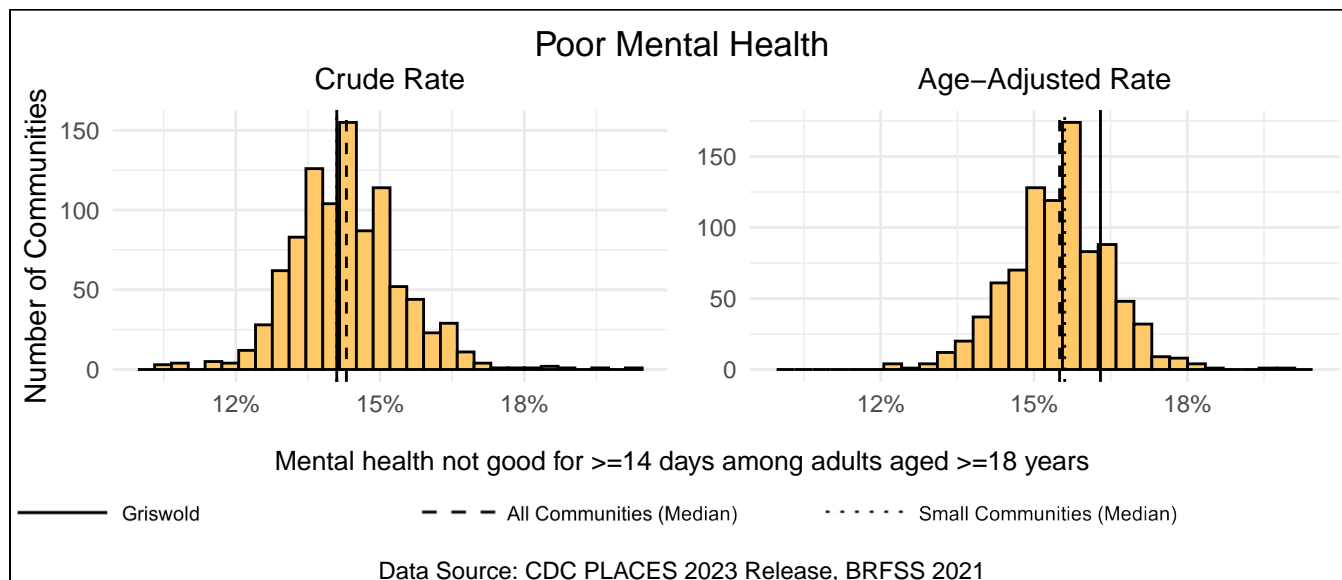
Measure Type	Griswold	All Comm.	Small Comm.
Crude	11.5%	10.8%	10.6%
Age-Adjusted	10.1%	9.7%	9.6%



Poor Mental Health

Griswold has a crude rate of 14.1% for mental health not good for ≥ 14 days among adults aged ≥ 18 years, which ranks 390th out of 958 Iowa communities (68th out of 138 small communities). The age-adjusted rate for Griswold is 16.3%, which ranks 714th out of 905 Iowa communities (118th out of 138 small communities).

Measure Type	Griswold	All Comm.	Small Comm.
Crude	14.1%	14.3%	14.1%
Age-Adjusted	16.3%	15.5%	15.6%



Health Risk Behaviors

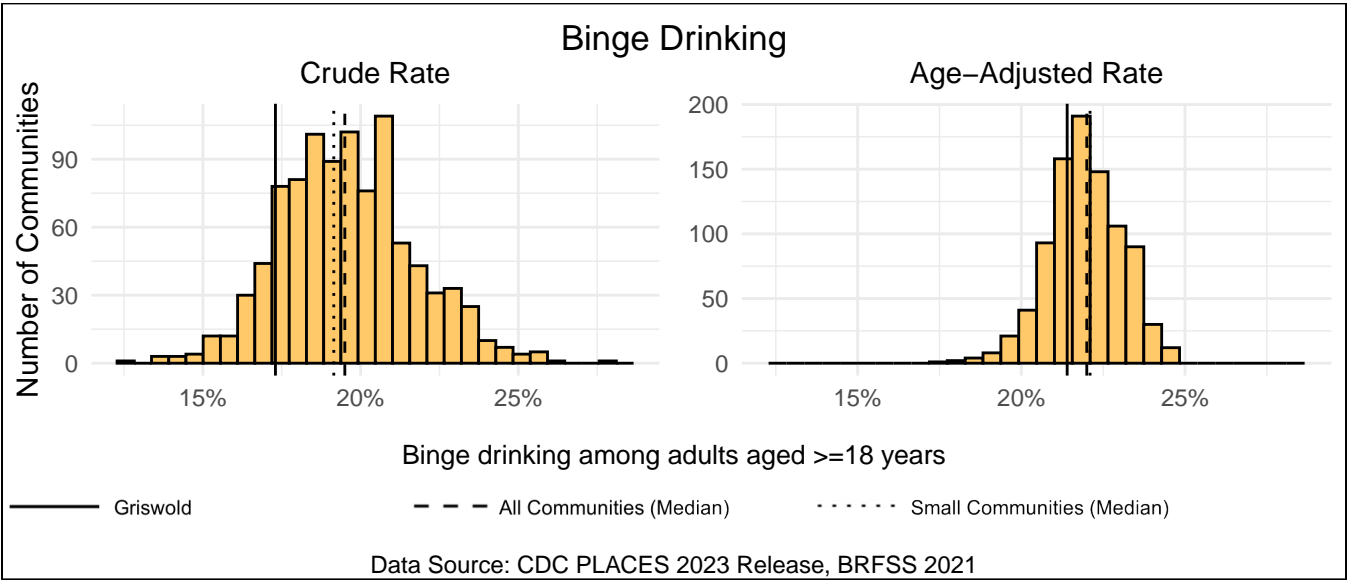
Health risk measures are measures of individual behaviors that can lead to poor health outcomes. These include binge drinking, current smoking, physical inactivity, and getting less than seven hours of nightly sleep. Risk behaviors are the most critical intervention points as they can help save lives and drastically improve health outcomes later in life. Each measure is calculated as the rate of respondents participating in a high level of risk behavior. The exact cutoff points for the behavior depend on the health area. The link below includes more information about each variable.

<https://www.cdc.gov/places/measure-definitions/unhealthy-behaviors/index.html>

Binge Drinking

Griswold has a crude rate of 17.3% for binge drinking among adults aged ≥ 18 years, which ranks 127th out of 958 Iowa communities (23rd out of 138 small communities). The age-adjusted rate for Griswold is 21.4%, which ranks 249th out of 905 Iowa communities (38th out of 138 small communities).

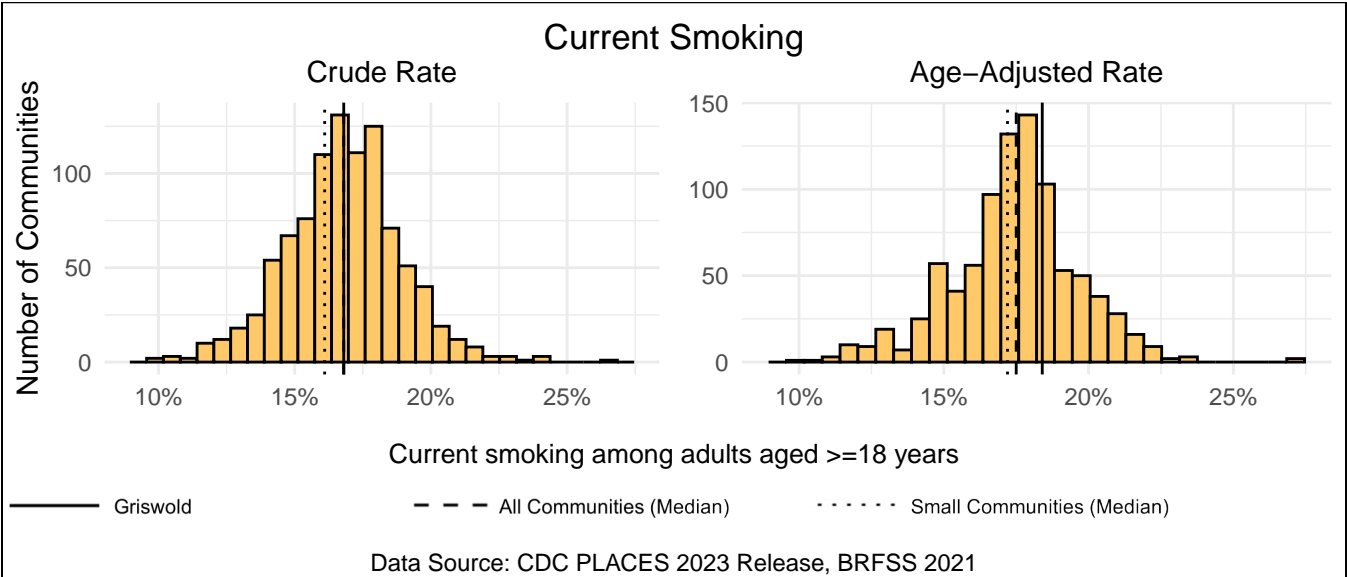
Measure Type	Griswold	All Comm.	Small Comm.
Crude	17.3%	19.5%	19.1%
Age-Adjusted	21.4%	22.0%	22.1%



Current Smoking

Griswold has a crude rate of 16.8% for current smoking among adults aged >=18 years, which ranks 474th out of 958 Iowa communities (95th out of 138 small communities). The age-adjusted rate for Griswold is 18.4%, which ranks 623rd out of 905 Iowa communities (105th out of 138 small communities).

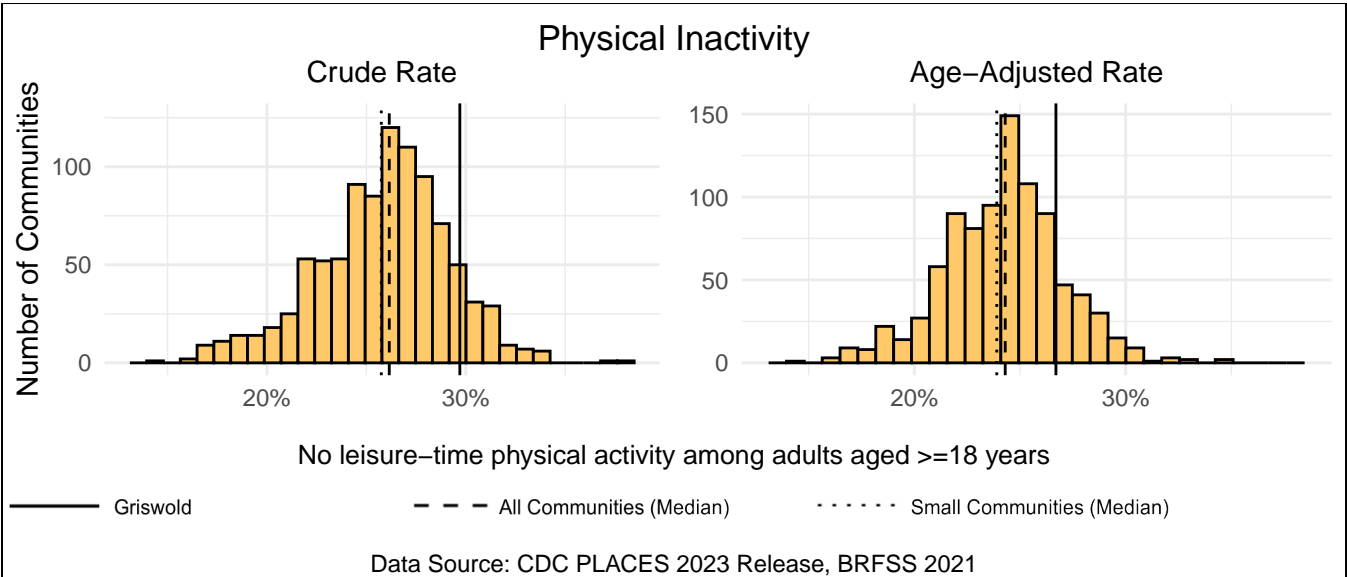
Measure Type	Griswold	All Comm.	Small Comm.
Crude	16.8%	16.8%	16.1%
Age-Adjusted	18.4%	17.5%	17.2%



Physical Inactivity

Griswold has a crude rate of 29.7% for no leisure-time physical activity among adults aged >=18 years, which ranks 857th out of 958 Iowa communities (126th out of 138 small communities). The age-adjusted rate for Griswold is 26.7%, which ranks 756th out of 905 Iowa communities (120th out of 138 small communities).

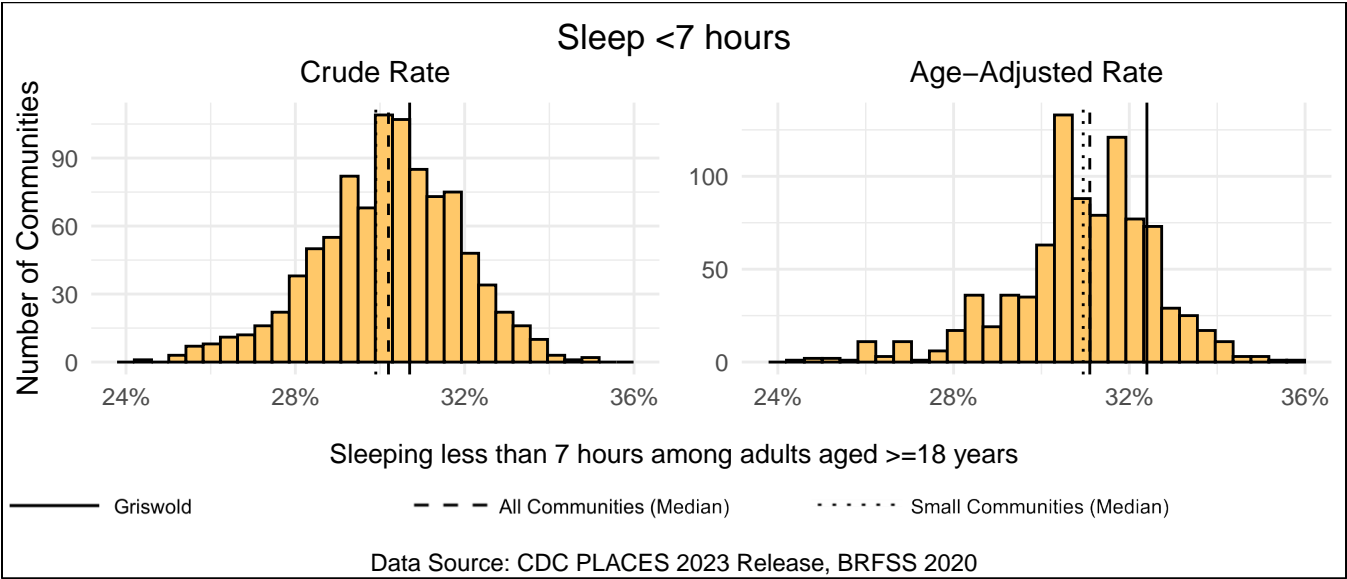
Measure Type	Griswold	All Comm.	Small Comm.
Crude	29.7%	26.1%	25.8%
Age-Adjusted	26.7%	24.3%	23.9%



Sleep <7 hours

Griswold has a crude rate of 30.7% for sleeping less than 7 hours among adults aged >=18 years, which ranks 561st out of 958 Iowa communities (92nd out of 138 small communities). The age-adjusted rate for Griswold is 32.4%, which ranks 743rd out of 905 Iowa communities (118th out of 138 small communities).

Measure Type	Griswold	All Comm.	Small Comm.
Crude	30.7%	30.2%	29.9%
Age-Adjusted	32.4%	31.1%	31.0%



Health Outcomes

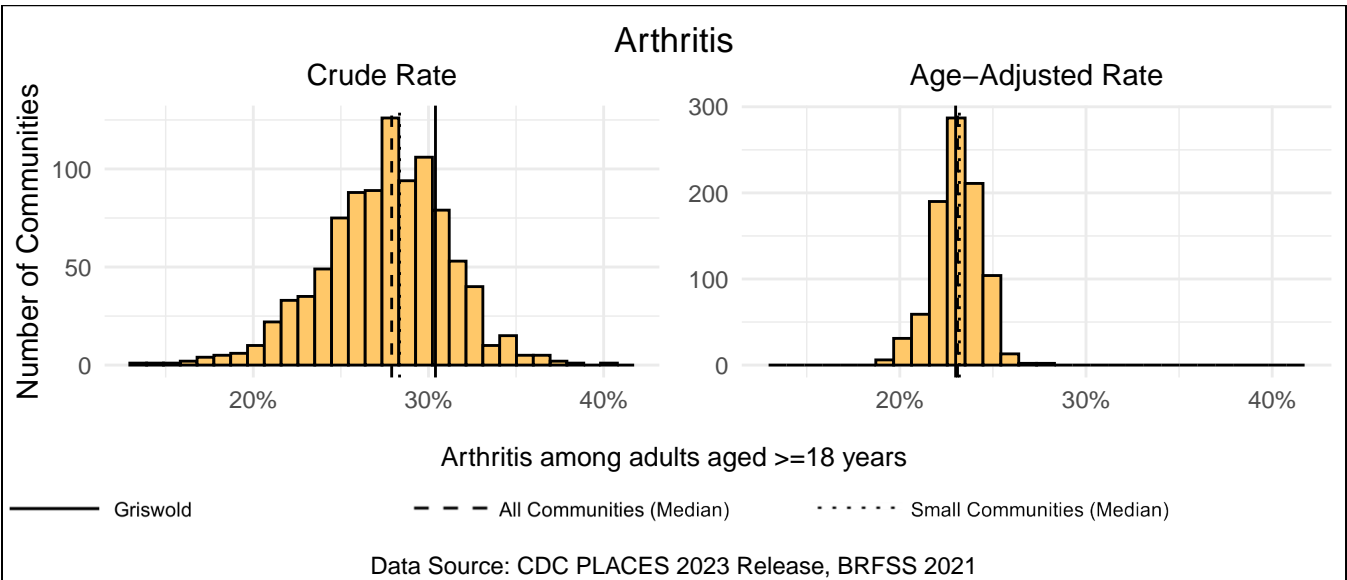
This section includes measures about specific health outcomes such as chronic illness, mental health conditions, and risk factors for future disease. Health outcome measures include but are not limited to arthritis, high blood pressure, cancer, depression, and obesity. Each measure is the percentage of respondents reporting receiving the diagnosis by a doctor, nurse, or other health professional. The link below includes more information about each variable.

<https://www.cdc.gov/places/measure-definitions/health-outcomes/index.html>

Arthritis

Griswold has a crude rate of 30.4% for arthritis among adults aged ≥ 18 years, which ranks 761st out of 958 Iowa communities (103rd out of 138 small communities). The age-adjusted rate for Griswold is 23.0%, which ranks 401st out of 905 Iowa communities (56th out of 138 small communities).

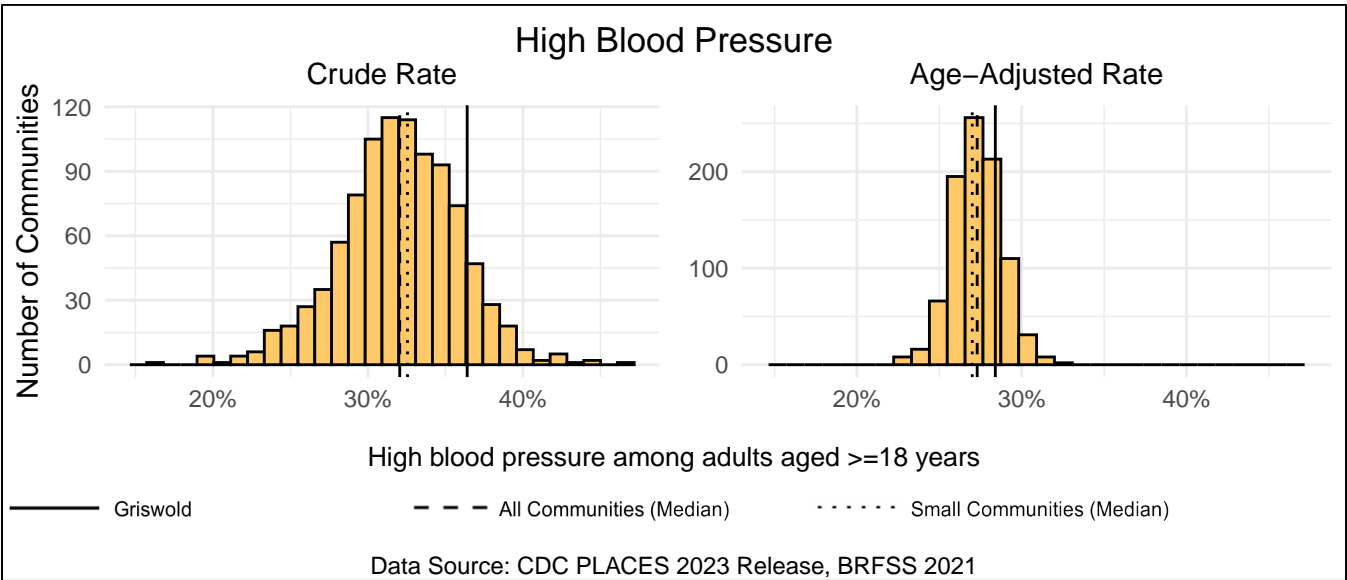
Measure Type	Griswold	All Comm.	Small Comm.
Crude	30.4%	27.9%	28.4%
Age-Adjusted	23.0%	23.1%	23.2%



High Blood Pressure

Griswold has a crude rate of 36.4% for high blood pressure among adults aged ≥ 18 years, which ranks 848th out of 958 Iowa communities (124th out of 138 small communities). The age-adjusted rate for Griswold is 28.4%, which ranks 696th out of 905 Iowa communities (110th out of 138 small communities).

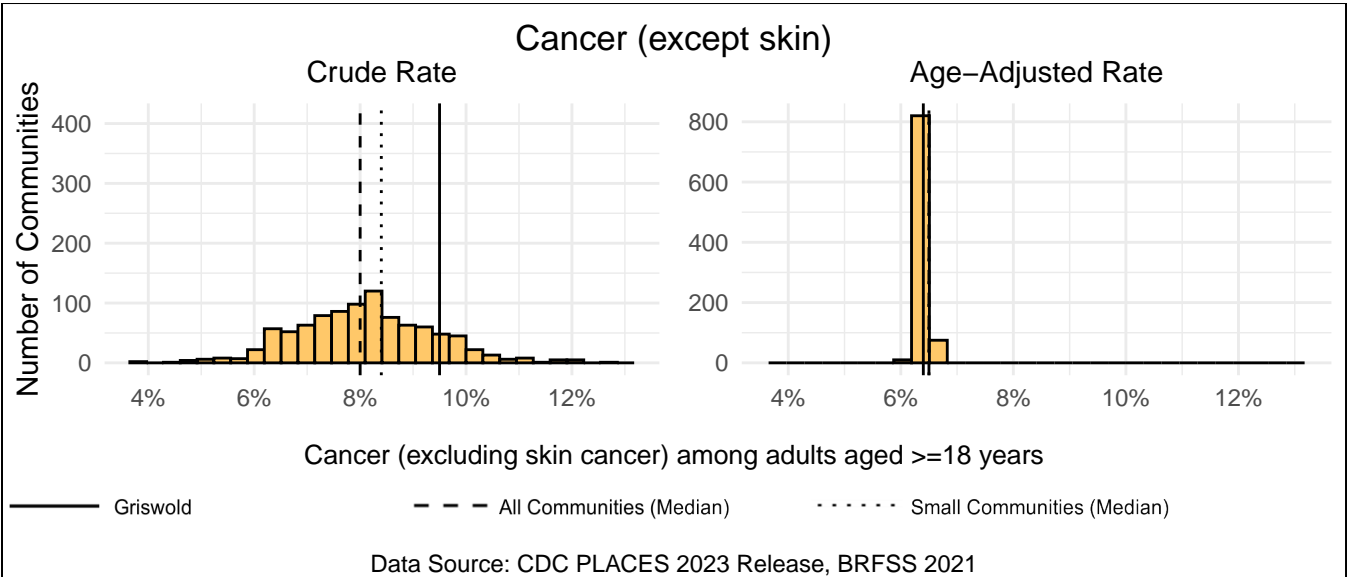
Measure Type	Griswold	All Comm.	Small Comm.
Crude	36.4%	32.0%	32.5%
Age-Adjusted	28.4%	27.3%	27.0%



Cancer (except skin)

Griswold has a crude rate of 9.5% for cancer (excluding skin cancer) among adults aged ≥ 18 years, which ranks 824th out of 958 Iowa communities (104th out of 138 small communities). The age-adjusted rate for Griswold is 6.4%, which ranks 74th out of 905 Iowa communities (4th out of 138 small communities).

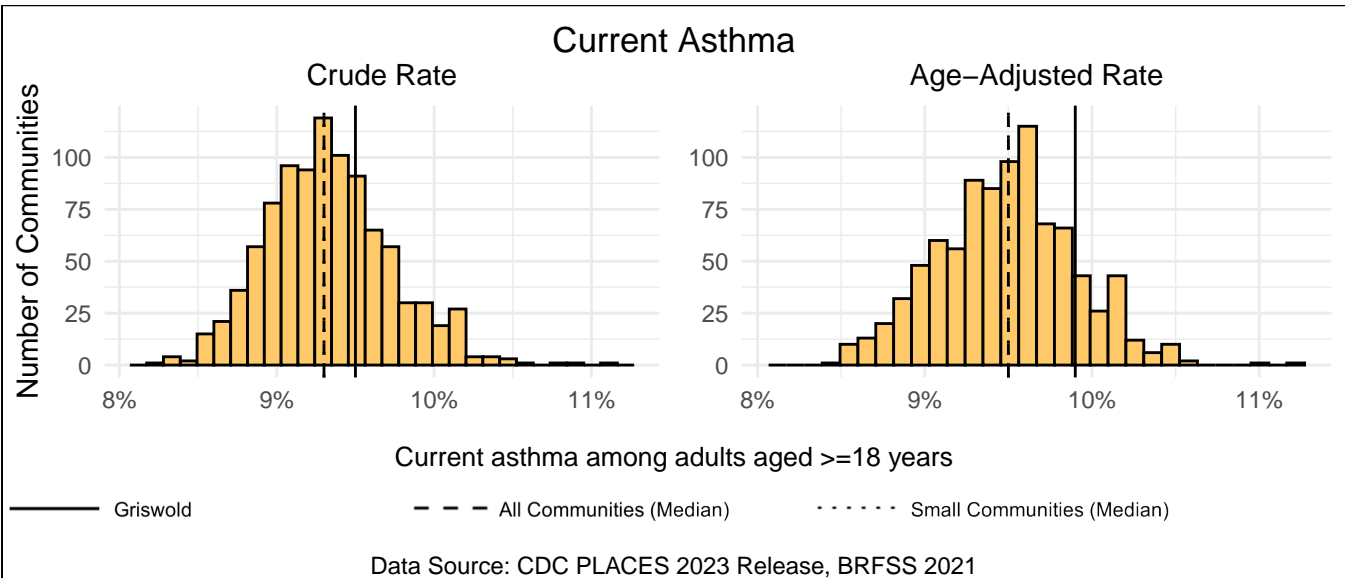
Measure Type	Griswold	All Comm.	Small Comm.
Crude	9.5%	8.0%	8.4%
Age-Adjusted	6.4%	6.5%	6.5%



Current Asthma

Griswold has a crude rate of 9.5% for current asthma among adults aged ≥ 18 years, which ranks 625th out of 958 Iowa communities (100th out of 138 small communities). The age-adjusted rate for Griswold is 9.9%, which ranks 762nd out of 905 Iowa communities (120th out of 138 small communities).

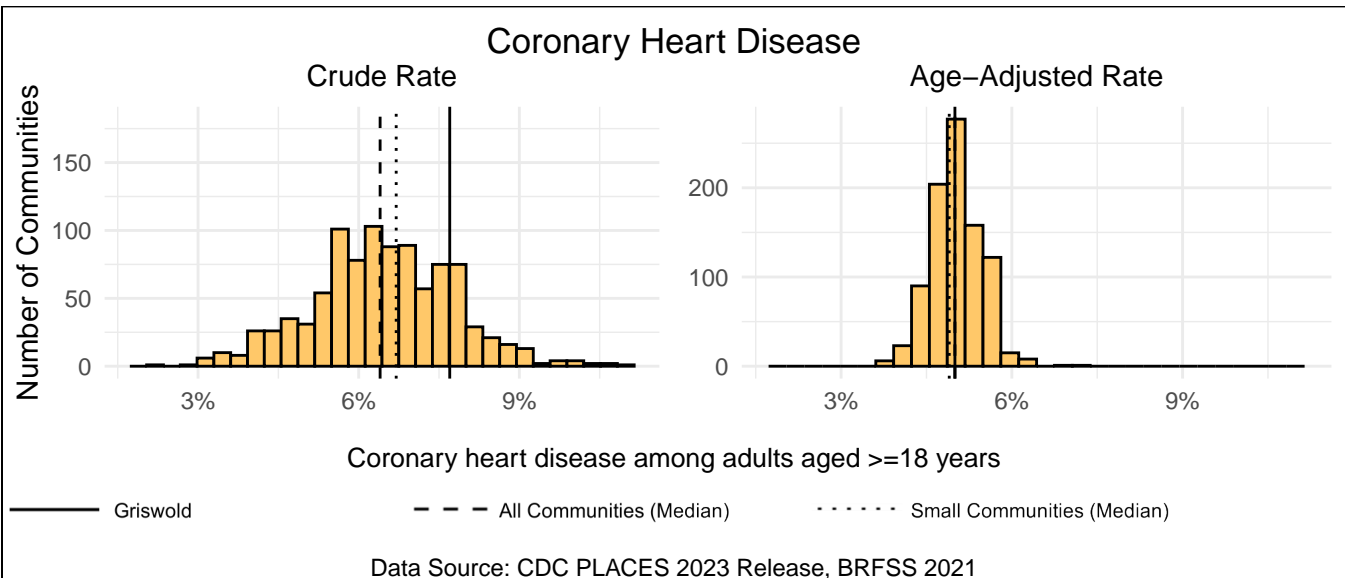
Measure Type	Griswold	All Comm.	Small Comm.
Crude	9.5%	9.3%	9.3%
Age-Adjusted	9.9%	9.5%	9.5%



Coronary Heart Disease

Griswold has a crude rate of 7.7% for coronary heart disease among adults aged ≥ 18 years, which ranks 790th out of 958 Iowa communities (108th out of 138 small communities). The age-adjusted rate for Griswold is 5.0%, which ranks 419th out of 905 Iowa communities (85th out of 138 small communities).

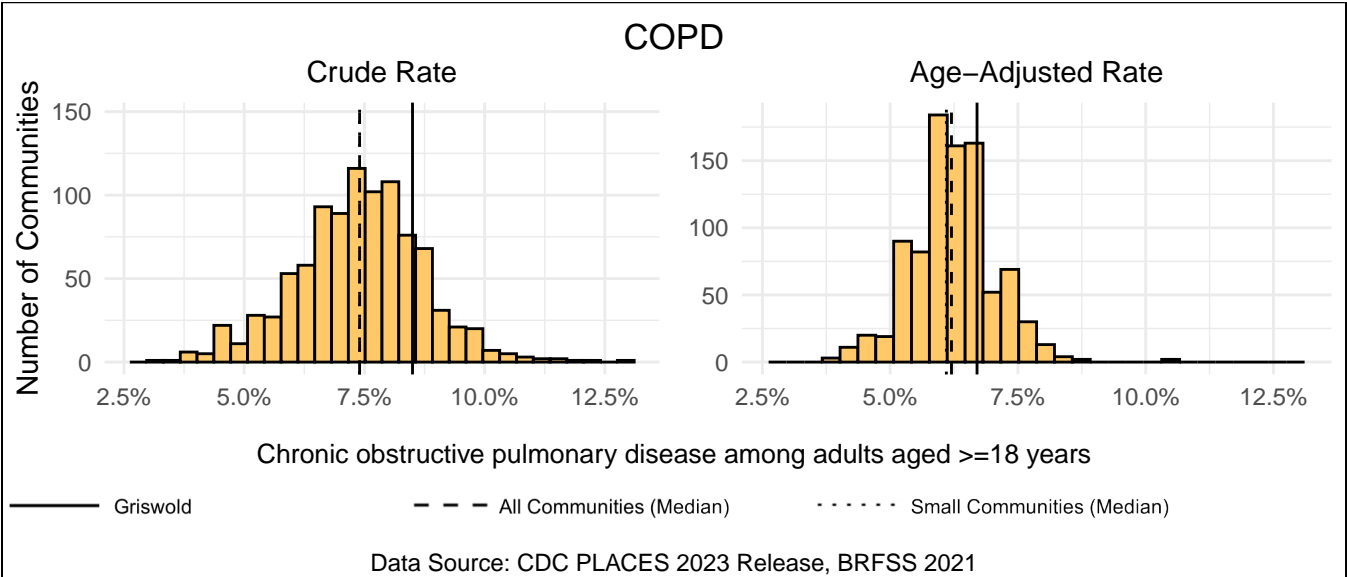
Measure Type	Griswold	All Comm.	Small Comm.
Crude	7.7%	6.4%	6.7%
Age-Adjusted	5.0%	5.0%	4.9%



COPD

Griswold has a crude rate of 8.5% for chronic obstructive pulmonary disease among adults aged ≥ 18 years, which ranks 770th out of 958 Iowa communities (113th out of 138 small communities). The age-adjusted rate for Griswold is 6.7%, which ranks 661st out of 905 Iowa communities (112th out of 138 small communities).

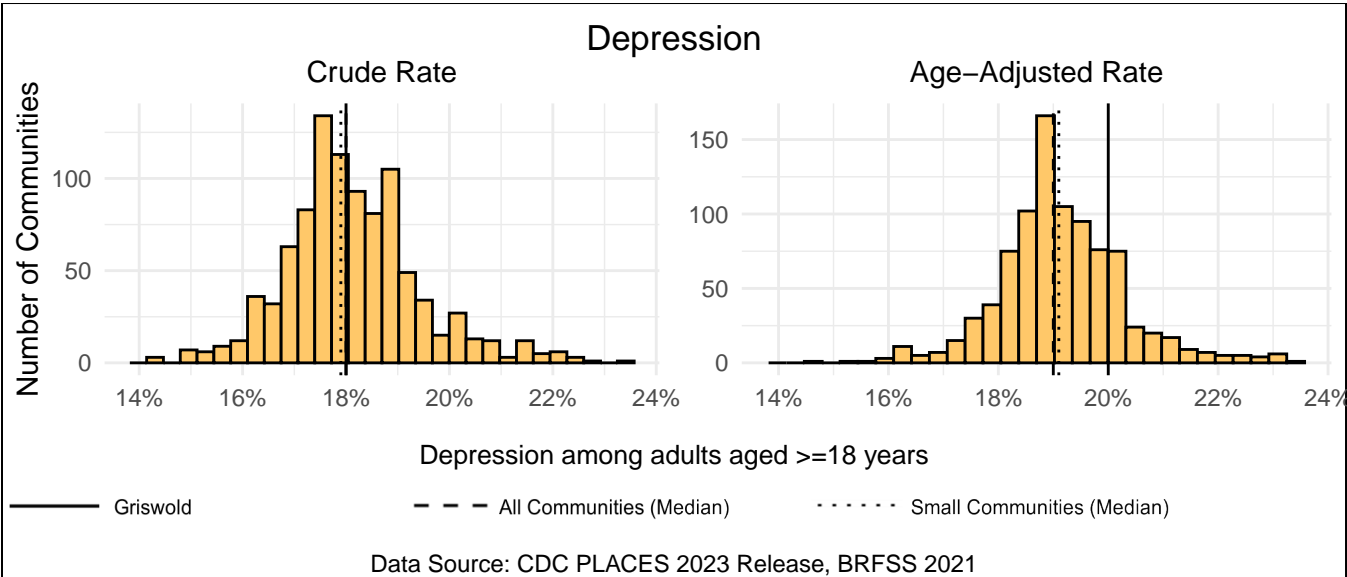
Measure Type	Griswold	All Comm.	Small Comm.
Crude	8.5%	7.4%	7.4%
Age-Adjusted	6.7%	6.2%	6.1%



Depression

Griswold has a crude rate of 18.0% for depression among adults aged ≥ 18 years, which ranks 461st out of 958 Iowa communities (75th out of 138 small communities). The age-adjusted rate for Griswold is 20.0%, which ranks 733rd out of 905 Iowa communities (110th out of 138 small communities).

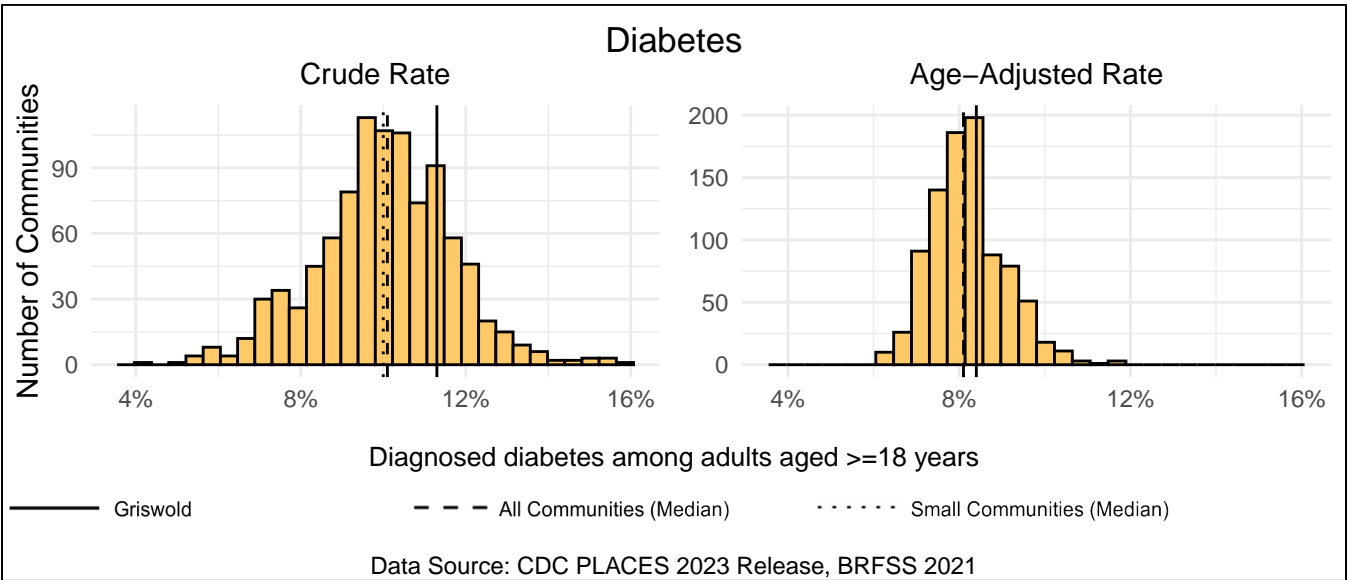
Measure Type	Griswold	All Comm.	Small Comm.
Crude	18.0%	18.0%	17.9%
Age-Adjusted	20.0%	19.0%	19.1%



Diabetes

Griswold has a crude rate of 11.3% for diagnosed diabetes among adults aged ≥ 18 years, which ranks 753rd out of 958 Iowa communities (111th out of 138 small communities). The age-adjusted rate for Griswold is 8.4%, which ranks 567th out of 905 Iowa communities (98th out of 138 small communities).

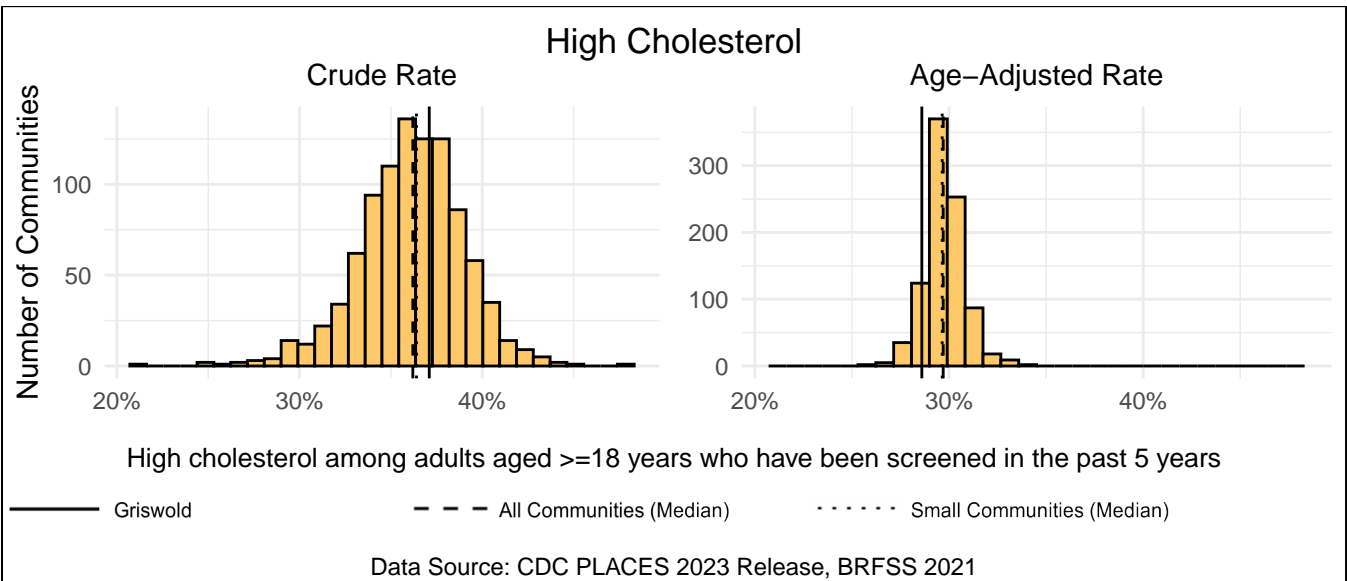
Measure Type	Griswold	All Comm.	Small Comm.
Crude	11.3%	10.1%	10.0%
Age-Adjusted	8.4%	8.1%	8.1%



High Cholesterol

Griswold has a crude rate of 37.1% for high cholesterol among adults aged ≥ 18 years who have been screened in the past 5 years, which ranks 592nd out of 958 Iowa communities (82nd out of 138 small communities). The age-adjusted rate for Griswold is 28.6%, which ranks 83rd out of 905 Iowa communities (18th out of 138 small communities).

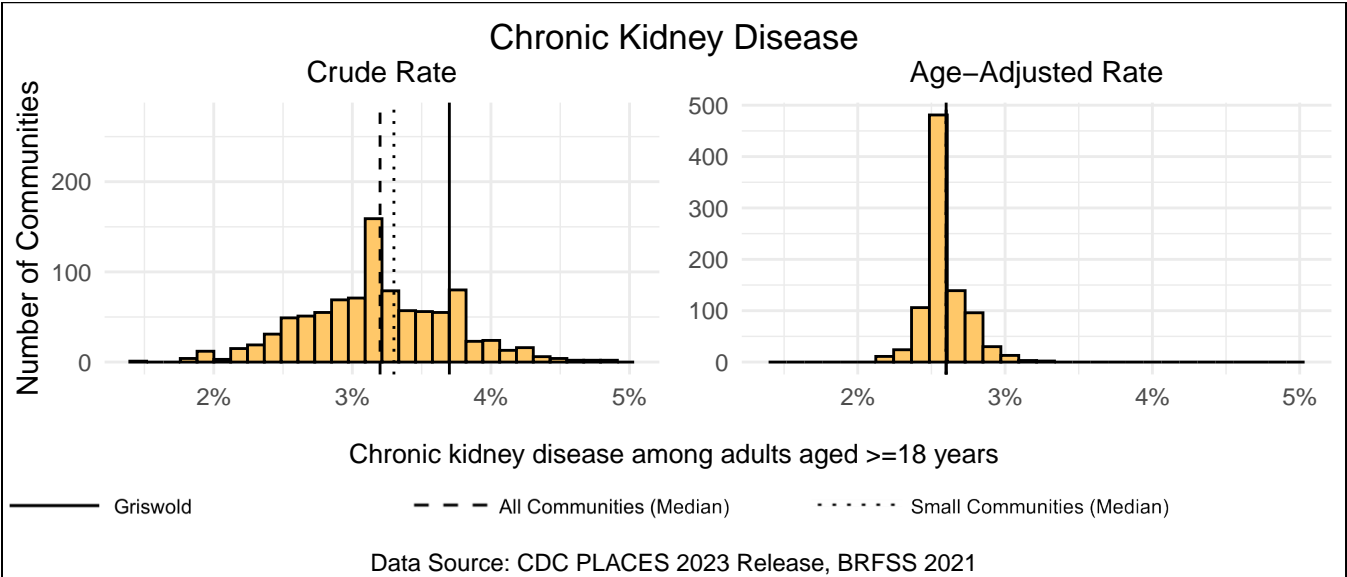
Measure Type	Griswold	All Comm.	Small Comm.
Crude	37.1%	36.2%	36.4%
Age-Adjusted	28.6%	29.7%	29.6%



Chronic Kidney Disease

Griswold has a crude rate of 3.7% for chronic kidney disease among adults aged ≥ 18 years, which ranks 787th out of 958 Iowa communities (103rd out of 138 small communities). The age-adjusted rate for Griswold is 2.6%, which ranks 349th out of 905 Iowa communities (65th out of 138 small communities).

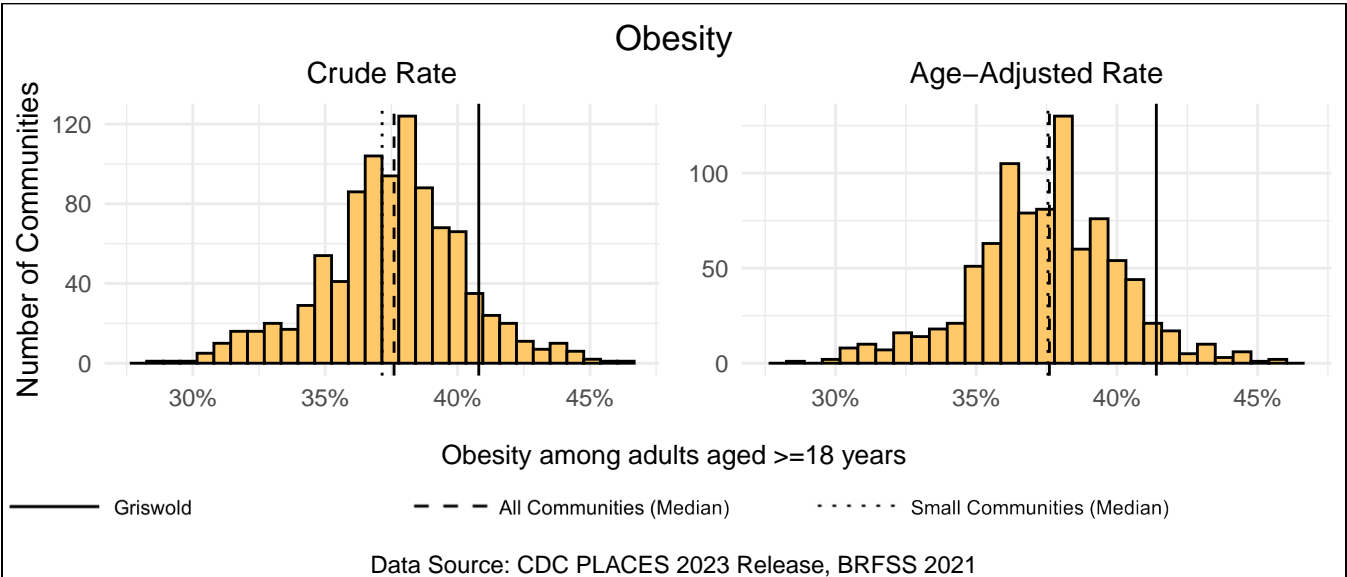
Measure Type	Griswold	All Comm.	Small Comm.
Crude	3.7%	3.2%	3.3%
Age-Adjusted	2.6%	2.6%	2.6%



Obesity

Griswold has a crude rate of 40.8% for obesity among adults aged ≥ 18 years, which ranks 867th out of 958 Iowa communities (135th out of 138 small communities). The age-adjusted rate for Griswold is 41.4%, which ranks 857th out of 905 Iowa communities (135th out of 138 small communities).

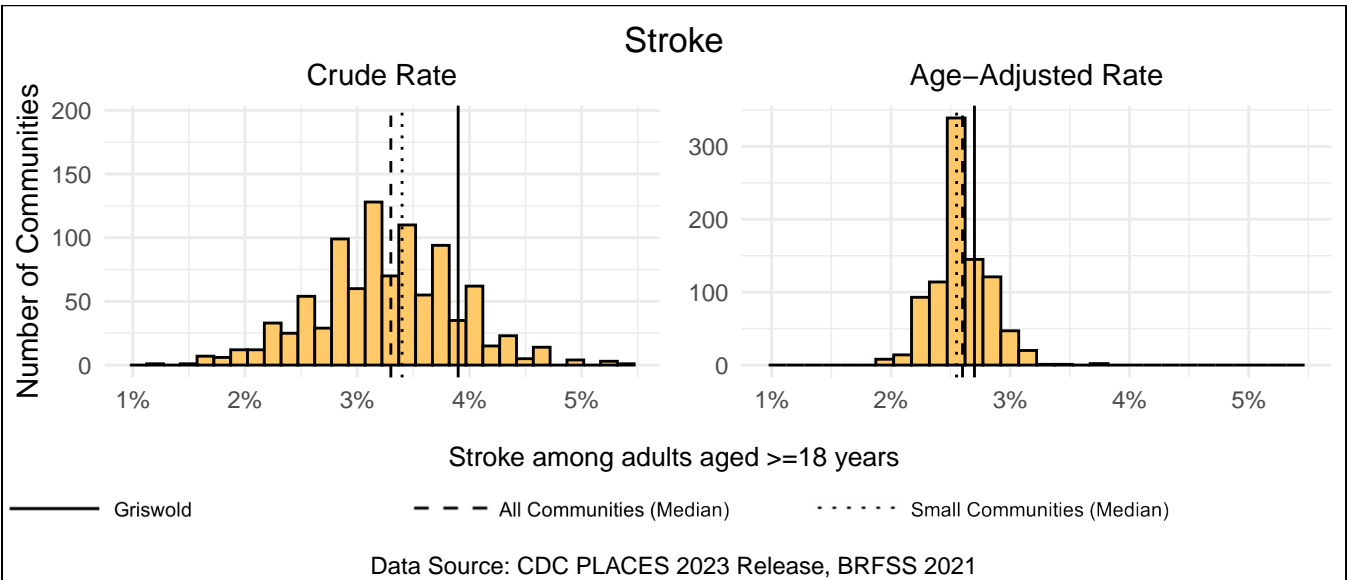
Measure Type	Griswold	All Comm.	Small Comm.
Crude	40.8%	37.6%	37.2%
Age-Adjusted	41.4%	37.6%	37.5%



Stroke

Griswold has a crude rate of 3.9% for stroke among adults aged >=18 years, which ranks 797th out of 958 Iowa communities (105th out of 138 small communities). The age-adjusted rate for Griswold is 2.7%, which ranks 569th out of 905 Iowa communities (97th out of 138 small communities).

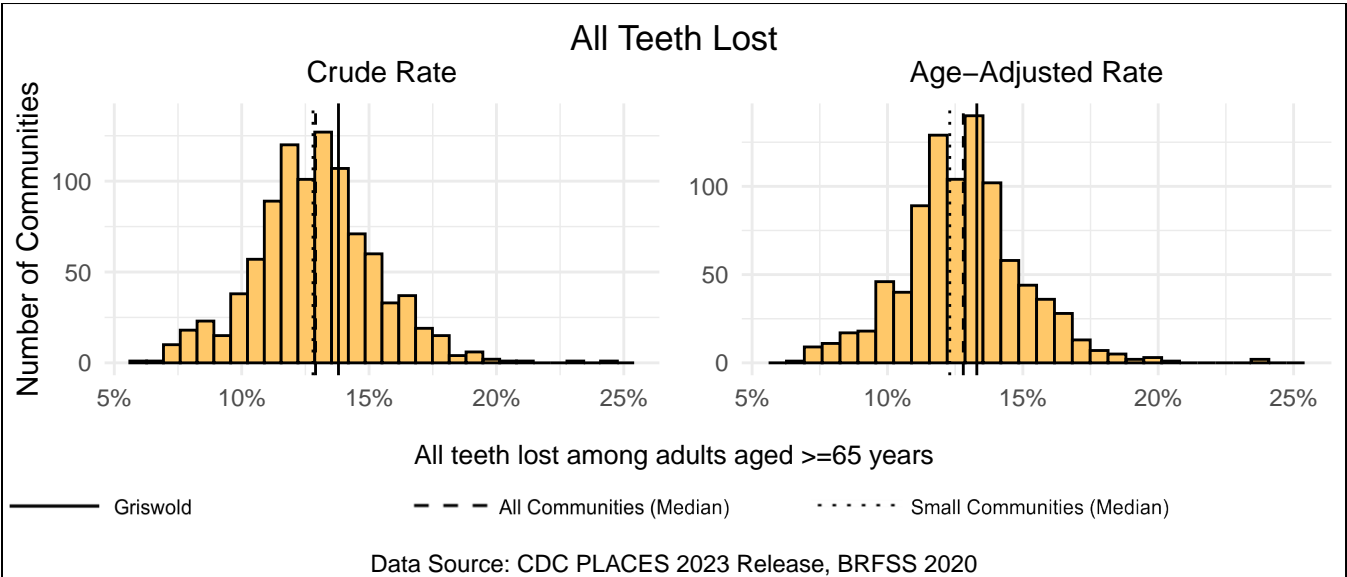
Measure Type	Griswold	All Comm.	Small Comm.
Crude	3.9%	3.3%	3.4%
Age-Adjusted	2.7%	2.6%	2.5%



All Teeth Lost

Griswold has a crude rate of 13.8% for all teeth lost among adults aged >=65 years, which ranks 637th out of 958 Iowa communities (95th out of 138 small communities). The age-adjusted rate for Griswold is 13.3%, which ranks 544th out of 905 Iowa communities (97th out of 138 small communities).

Measure Type	Griswold	All Comm.	Small Comm.
Crude	13.8%	12.9%	12.8%
Age-Adjusted	13.3%	12.8%	12.3%



Prevention

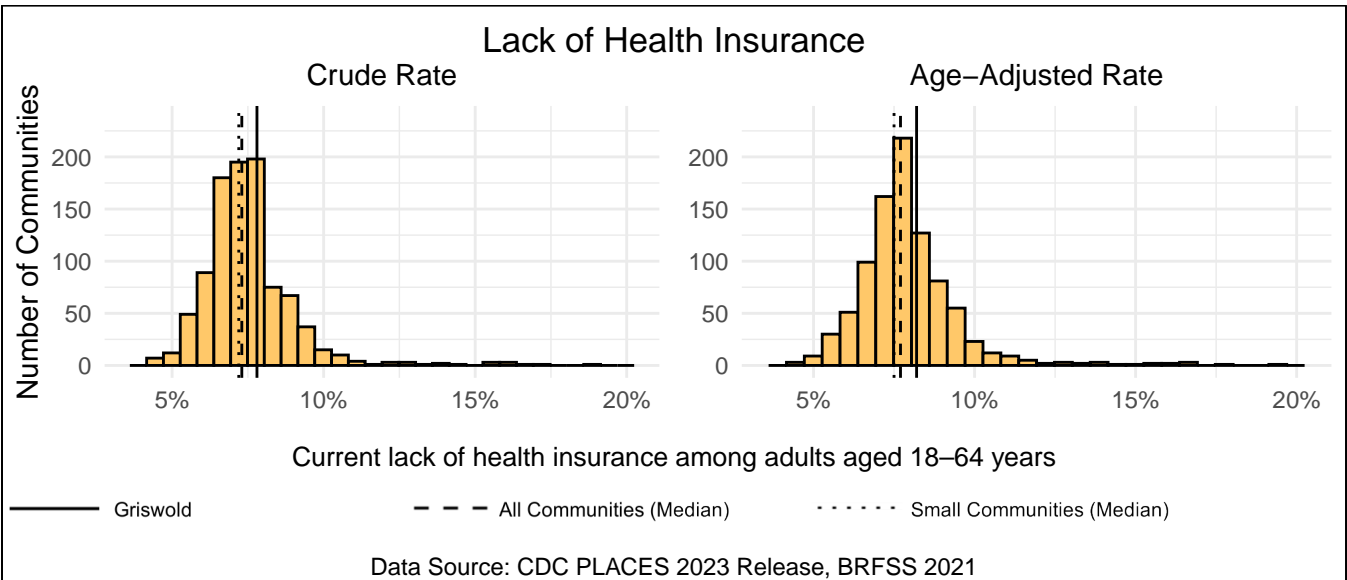
Preventive measures are another practical intervention point for public health professionals as they allow for the early detection of health conditions and improve overall treatment efficacy. This section includes a review of your community’s prevention measures, including preventive screenings and doctor visits. Besides the measure for lack of health insurance, all measures in this section are positive, where a higher rate is a strength for your community. The link below includes more information about each variable.

<https://www.cdc.gov/places/measure-definitions/prevention/index.html>

Lack of Health Insurance

Griswold has a crude rate of 7.8% for current lack of health insurance among adults aged 18–64 years, which ranks 633rd out of 958 Iowa communities (103rd out of 138 small communities). The age-adjusted rate for Griswold is 8.2%, which ranks 598th out of 905 Iowa communities (104th out of 138 small communities).

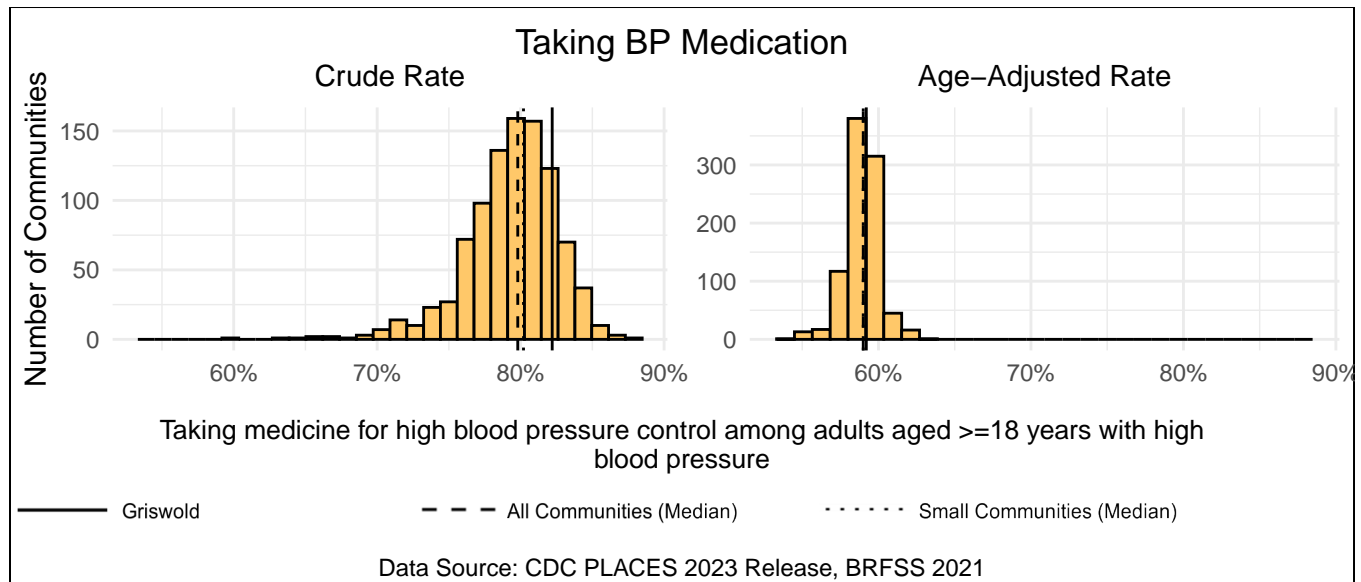
Measure Type	Griswold	All Comm.	Small Comm.
Crude	7.8%	7.3%	7.2%
Age-Adjusted	8.2%	7.7%	7.5%



Taking BP Medication

Griswold has a crude rate of 82.2% for taking medicine for high blood pressure control among adults aged ≥ 18 years with high blood pressure, which ranks 150th out of 958 Iowa communities (31st out of 138 small communities). The age-adjusted rate for Griswold is 59.2%, which ranks 330th out of 905 Iowa communities (55th out of 138 small communities).

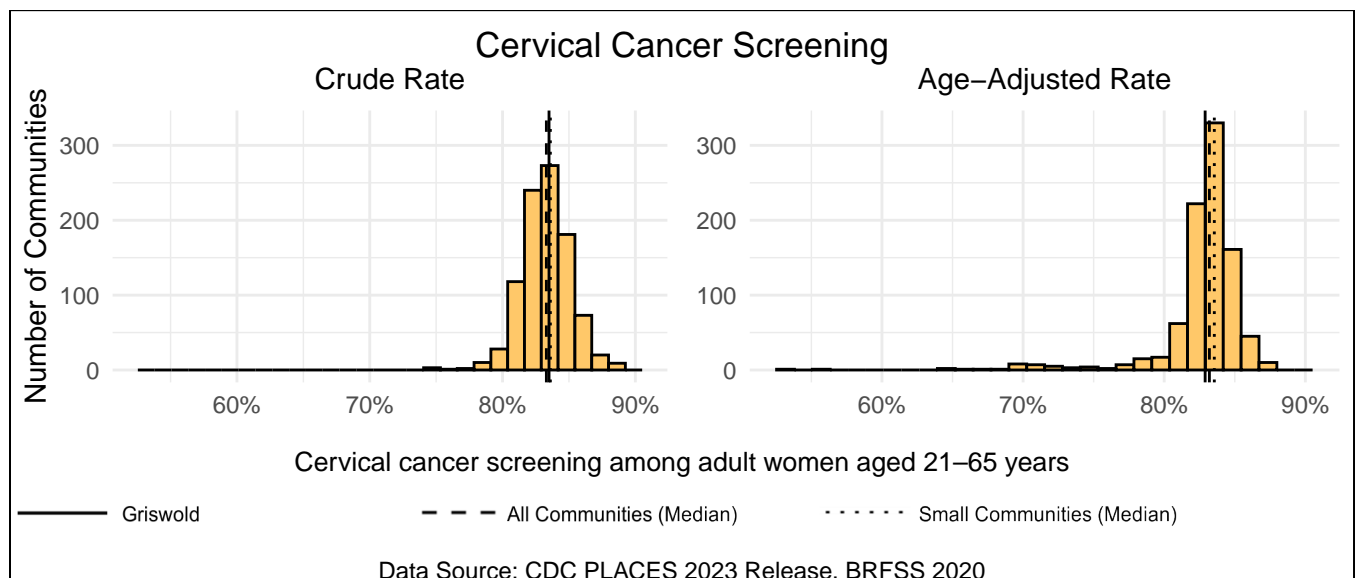
Measure Type	Griswold	All Comm.	Small Comm.
Crude	82.2%	79.8%	80.2%
Age-Adjusted	59.2%	59.0%	59.0%



Cervical Cancer Screening

Griswold has a crude rate of 83.5% for cervical cancer screening among adult women aged 21–65 years, which ranks 422nd out of 958 Iowa communities (72nd out of 138 small communities). The age-adjusted rate for Griswold is 82.9%, which ranks 547th out of 905 Iowa communities (102nd out of 138 small communities).

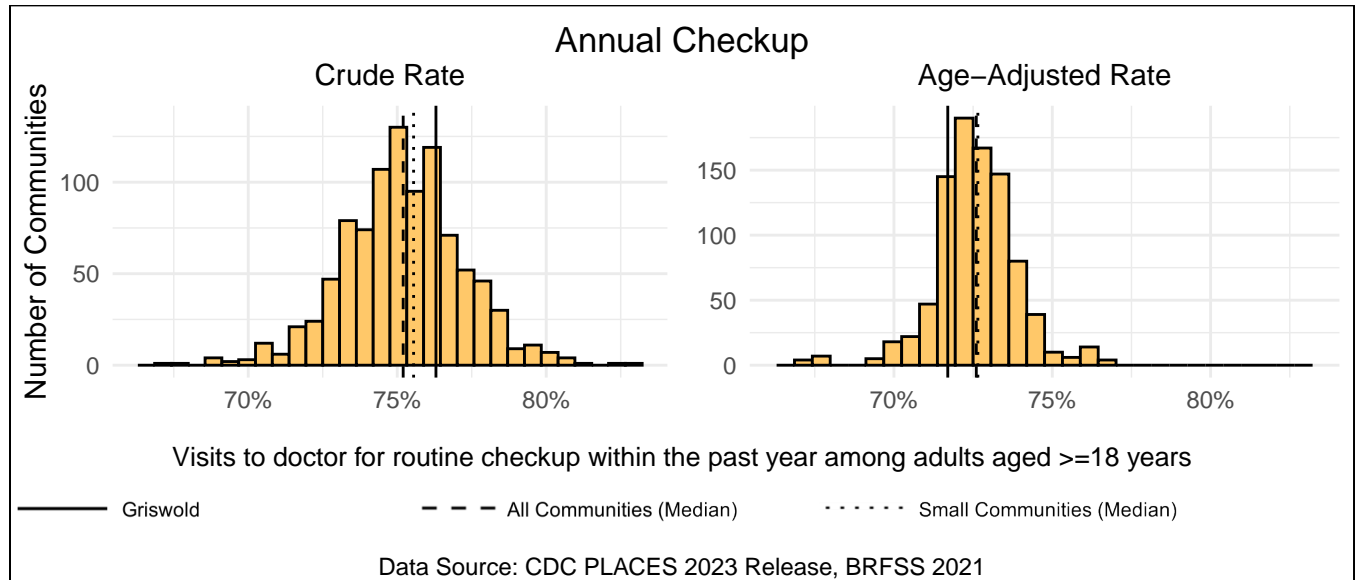
Measure Type	Griswold	All Comm.	Small Comm.
Crude	83.5%	83.3%	83.6%
Age-Adjusted	82.9%	83.2%	83.5%



Annual Checkup

Griswold has a crude rate of 76.3% for visits to doctor for routine checkup within the past year among adults aged ≥ 18 years, which ranks 256th out of 958 Iowa communities (50th out of 138 small communities). The age-adjusted rate for Griswold is 71.7%, which ranks 720th out of 905 Iowa communities (119th out of 138 small communities).

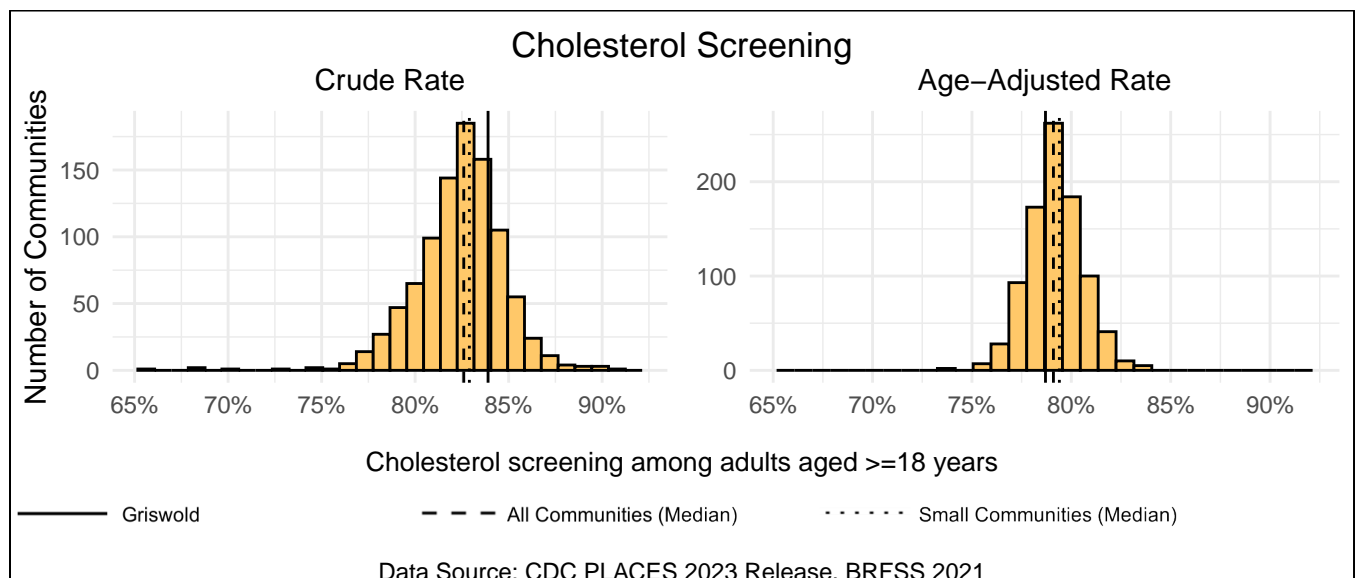
Measure Type	Griswold	All Comm.	Small Comm.
Crude	76.3%	75.2%	75.5%
Age-Adjusted	71.7%	72.6%	72.6%



Cholesterol Screening

Griswold has a crude rate of 83.9% for cholesterol screening among adults aged ≥ 18 years, which ranks 224th out of 958 Iowa communities (37th out of 138 small communities). The age-adjusted rate for Griswold is 78.7%, which ranks 573rd out of 905 Iowa communities (95th out of 138 small communities).

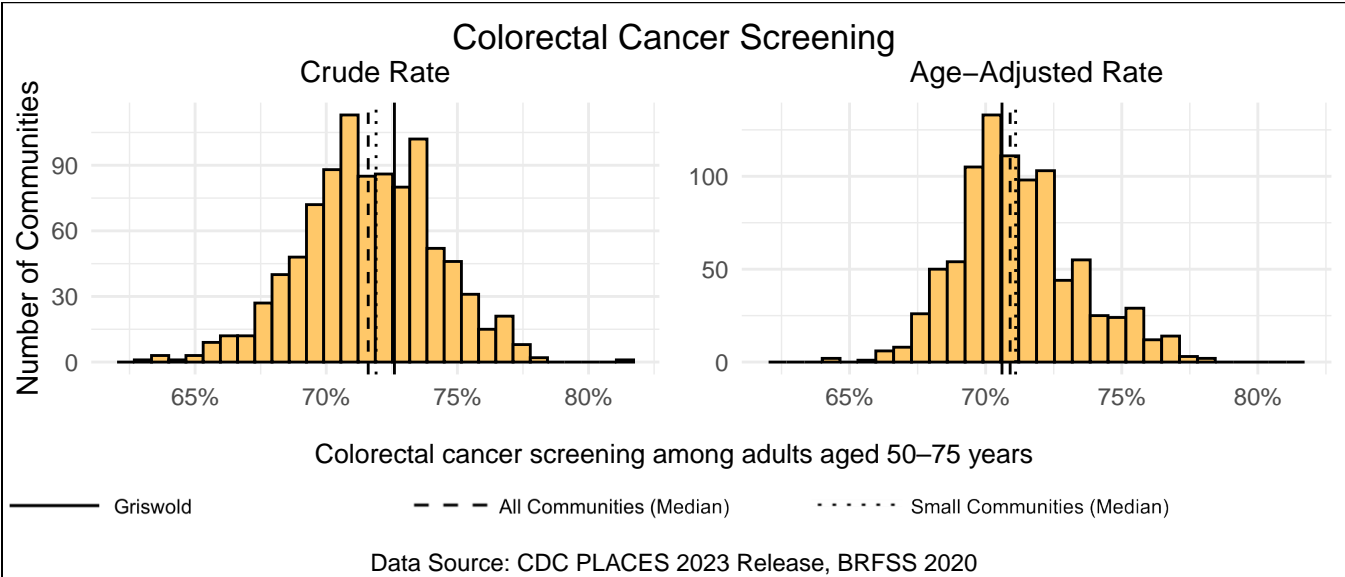
Measure Type	Griswold	All Comm.	Small Comm.
Crude	83.9%	82.6%	82.9%
Age-Adjusted	78.7%	79.1%	79.4%



Colorectal Cancer Screening

Griswold has a crude rate of 72.6% for colorectal cancer screening among adults aged 50–75 years, which ranks 347th out of 958 Iowa communities (52nd out of 138 small communities). The age-adjusted rate for Griswold is 70.6%, which ranks 510th out of 905 Iowa communities (84th out of 138 small communities).

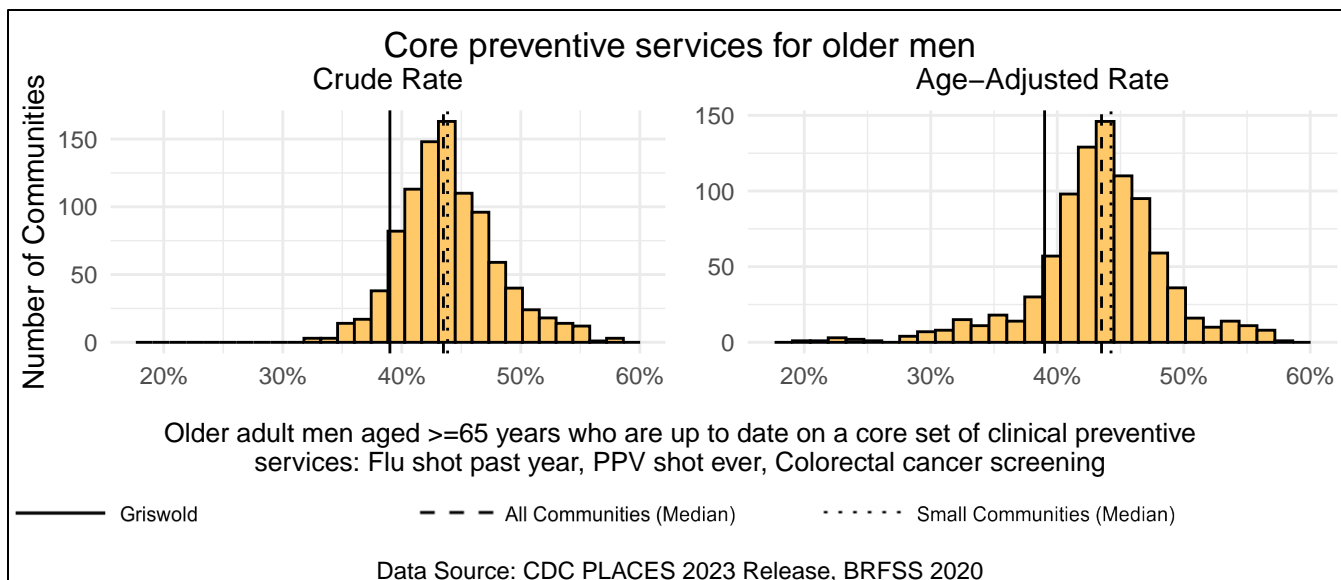
Measure Type	Griswold	All Comm.	Small Comm.
Crude	72.6%	71.6%	71.9%
Age-Adjusted	70.6%	70.9%	71.1%



Core preventive services for older men

Griswold has a crude rate of 39.0% for older adult men aged ≥ 65 years who are up to date on a core set of clinical preventive services: flu shot past year, ppv shot ever, colorectal cancer screening, which ranks 876th out of 958 Iowa communities (131st out of 138 small communities). The age-adjusted rate for Griswold is 39.0%, which ranks 789th out of 905 Iowa communities (132nd out of 138 small communities).

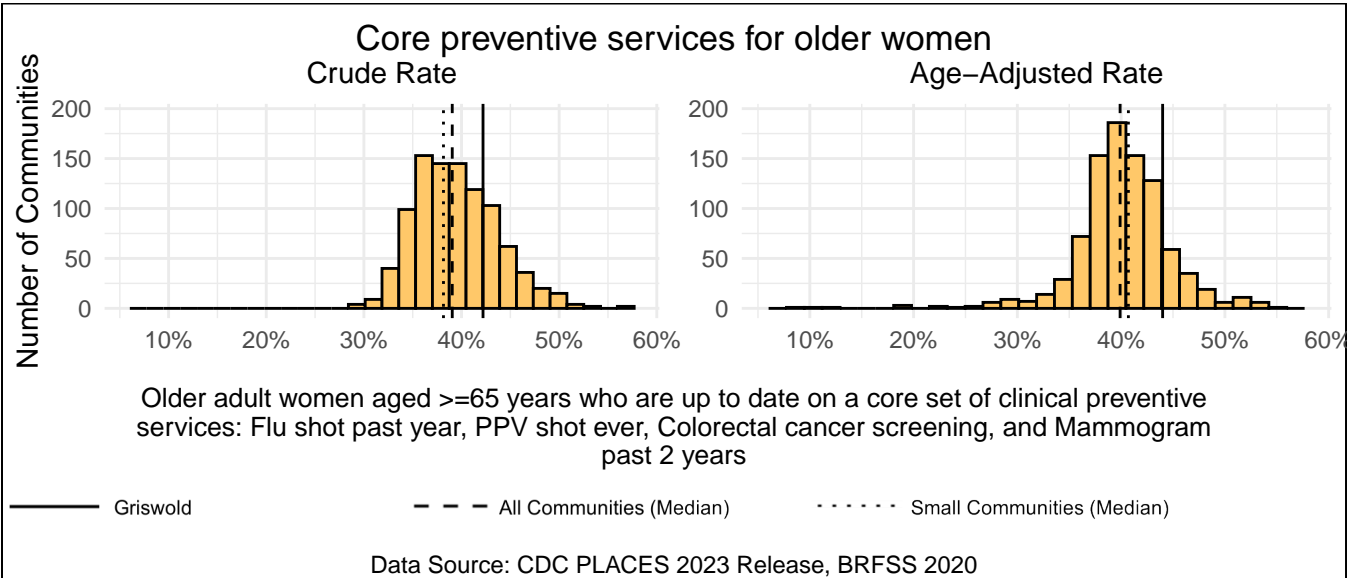
Measure Type	Griswold	All Comm.	Small Comm.
Crude	39.0%	43.5%	43.8%
Age-Adjusted	39.0%	43.5%	44.2%



Core preventive services for older women

Griswold has a crude rate of 42.2% for older adult women aged ≥ 65 years who are up to date on a core set of clinical preventive services: flu shot past year, ppv shot ever, colorectal cancer screening, and mammogram past 2 years, which ranks 241st out of 958 Iowa communities (29th out of 138 small communities). The age-adjusted rate for Griswold is 44.0%, which ranks 133rd out of 905 Iowa communities (30th out of 138 small communities).

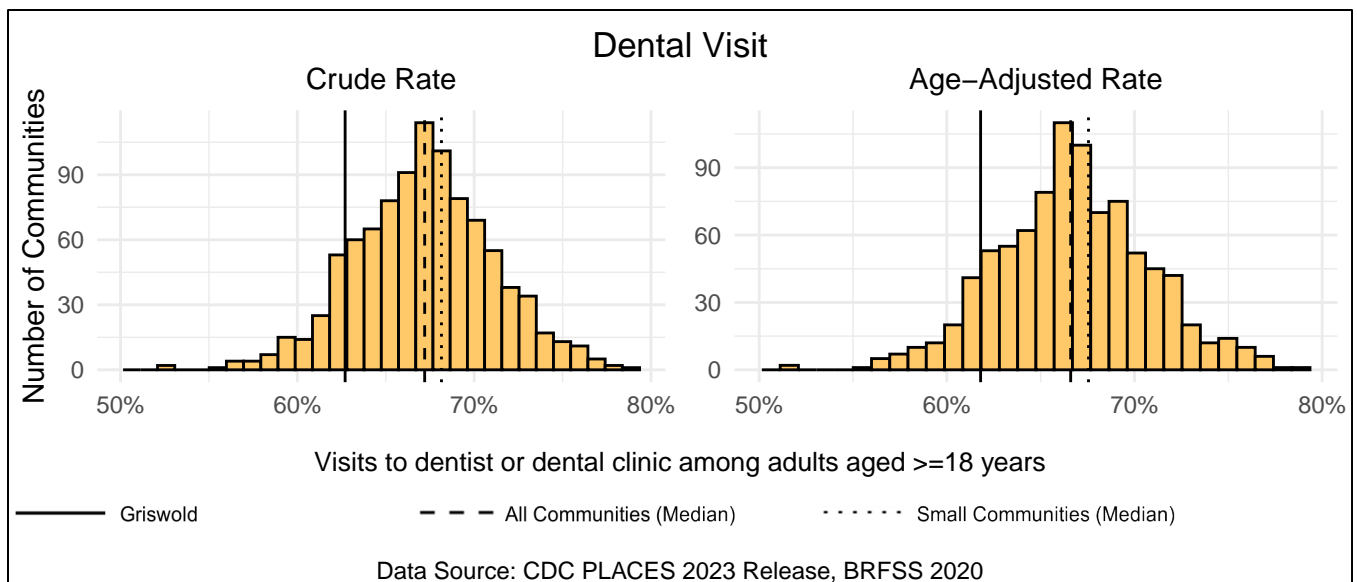
Measure Type	Griswold	All Comm.	Small Comm.
Crude	42.2%	39.0%	38.2%
Age-Adjusted	44.0%	39.9%	40.7%



Dental Visit

Griswold has a crude rate of 62.7% for visits to dentist or dental clinic among adults aged ≥ 18 years, which ranks 842nd out of 958 Iowa communities (130th out of 138 small communities). The age-adjusted rate for Griswold is 61.8%, which ranks 808th out of 905 Iowa communities (129th out of 138 small communities).

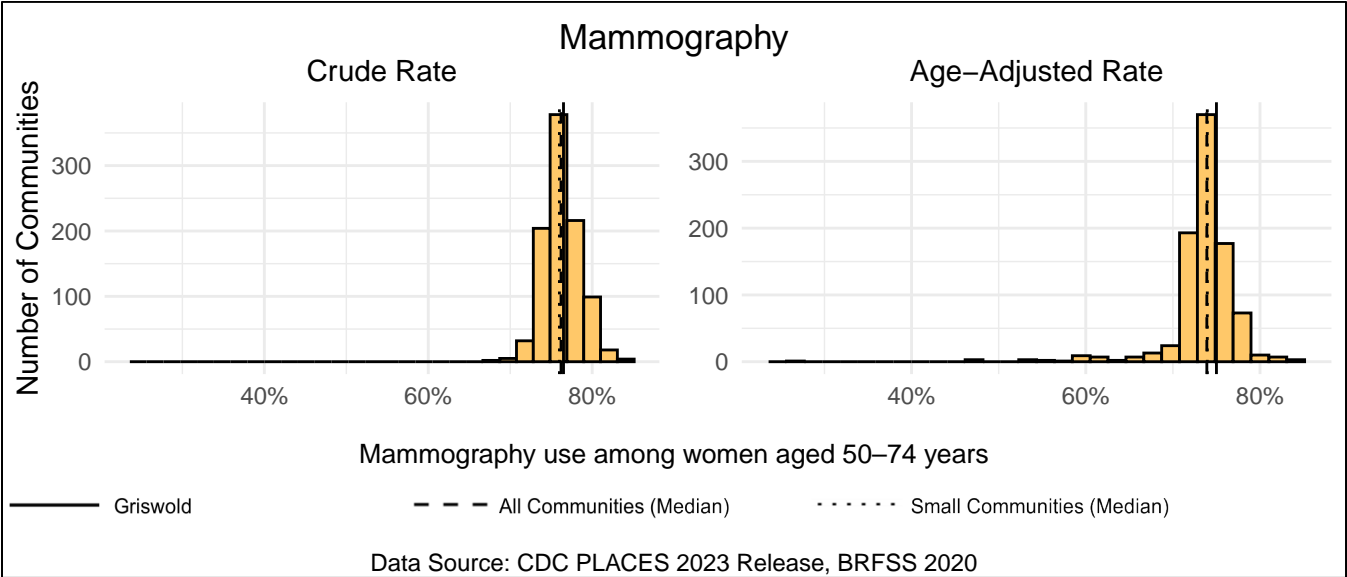
Measure Type	Griswold	All Comm.	Small Comm.
Crude	62.7%	67.2%	68.2%
Age-Adjusted	61.8%	66.6%	67.5%



Mammography

Griswold has a crude rate of 76.5% for mammography use among women aged 50–74 years, which ranks 410th out of 958 Iowa communities (52nd out of 138 small communities). The age-adjusted rate for Griswold is 75.0%, which ranks 246th out of 905 Iowa communities (38th out of 138 small communities).

Measure Type	Griswold	All Comm.	Small Comm.
Crude	76.5%	76.2%	76.0%
Age-Adjusted	75.0%	73.9%	74.0%



Disability

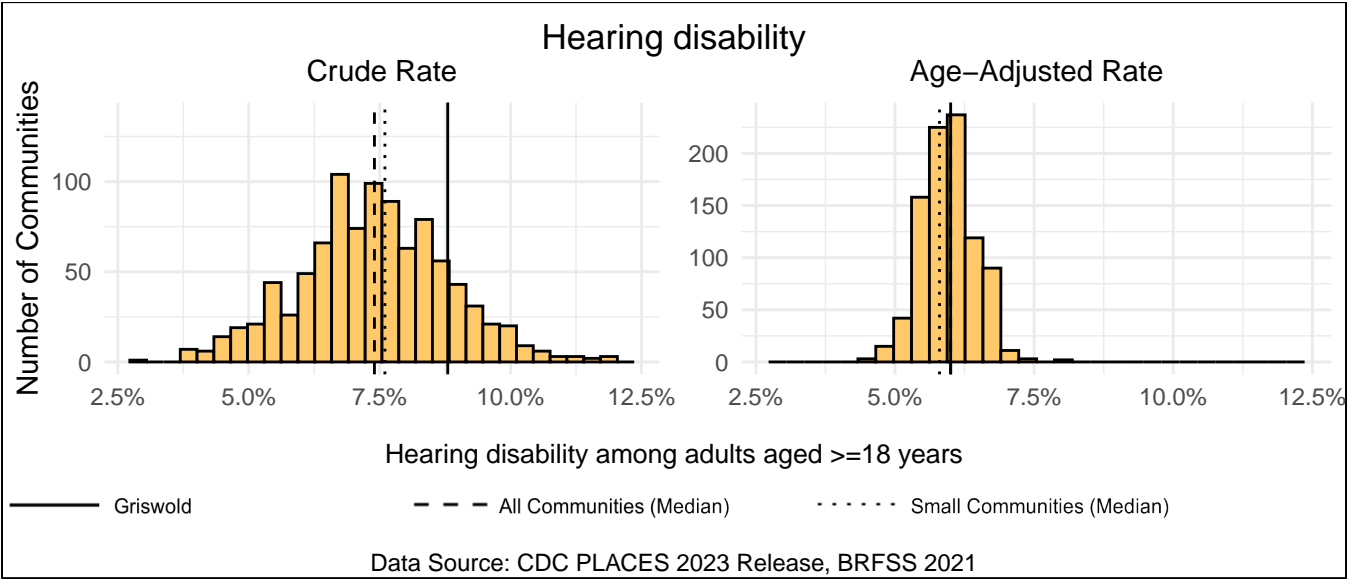
This section includes measures of physical and cognitive disabilities. Respondents were asked to report on six disabilities: hearing, vision, cognition, mobility, self-care, and independent living. The final measure reports the rate of respondents that answered yes to any of the previous six disabilities. The link below includes more information about each variable.

<https://www.cdc.gov/places/measure-definitions/unhealthy-behaviors/index.html>

Hearing disability

Griswold has a crude rate of 8.8% for hearing disability among adults aged ≥ 18 years, which ranks 802nd out of 958 Iowa communities (106th out of 138 small communities). The age-adjusted rate for Griswold is 6.0%, which ranks 444th out of 905 Iowa communities (85th out of 138 small communities).

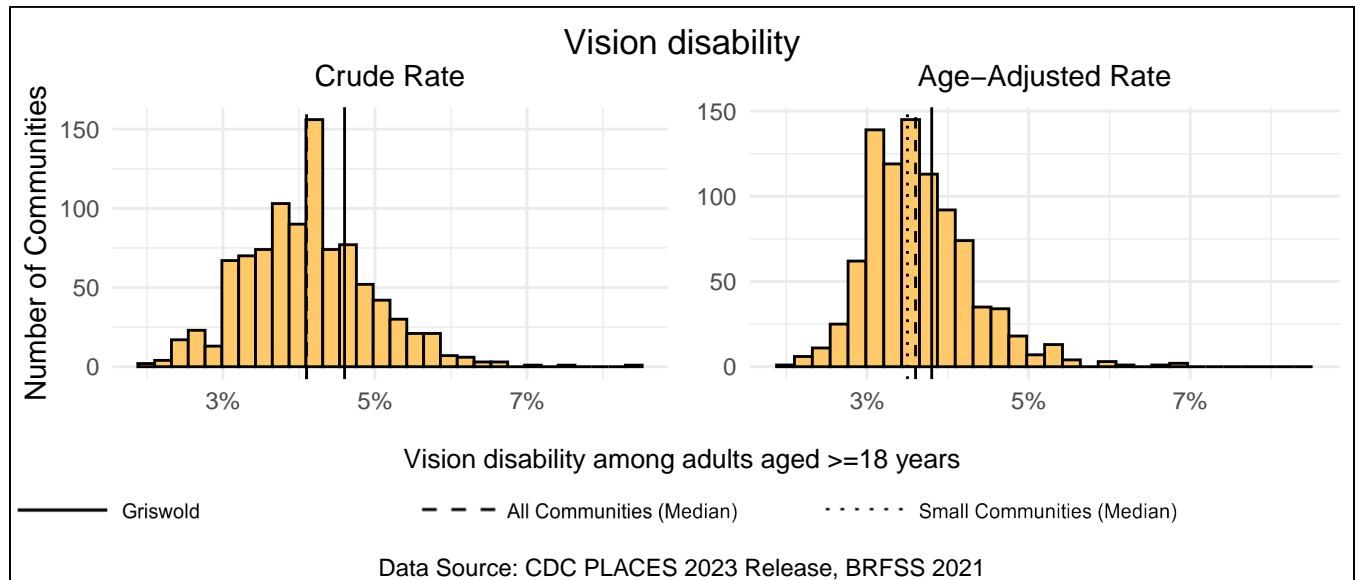
Measure Type	Griswold	All Comm.	Small Comm.
Crude	8.8%	7.4%	7.6%
Age-Adjusted	6.0%	6.0%	5.8%



Vision disability

Griswold has a crude rate of 4.6% for vision disability among adults aged ≥ 18 years, which ranks 694th out of 958 Iowa communities (104th out of 138 small communities). The age-adjusted rate for Griswold is 3.8%, which ranks 564th out of 905 Iowa communities (96th out of 138 small communities).

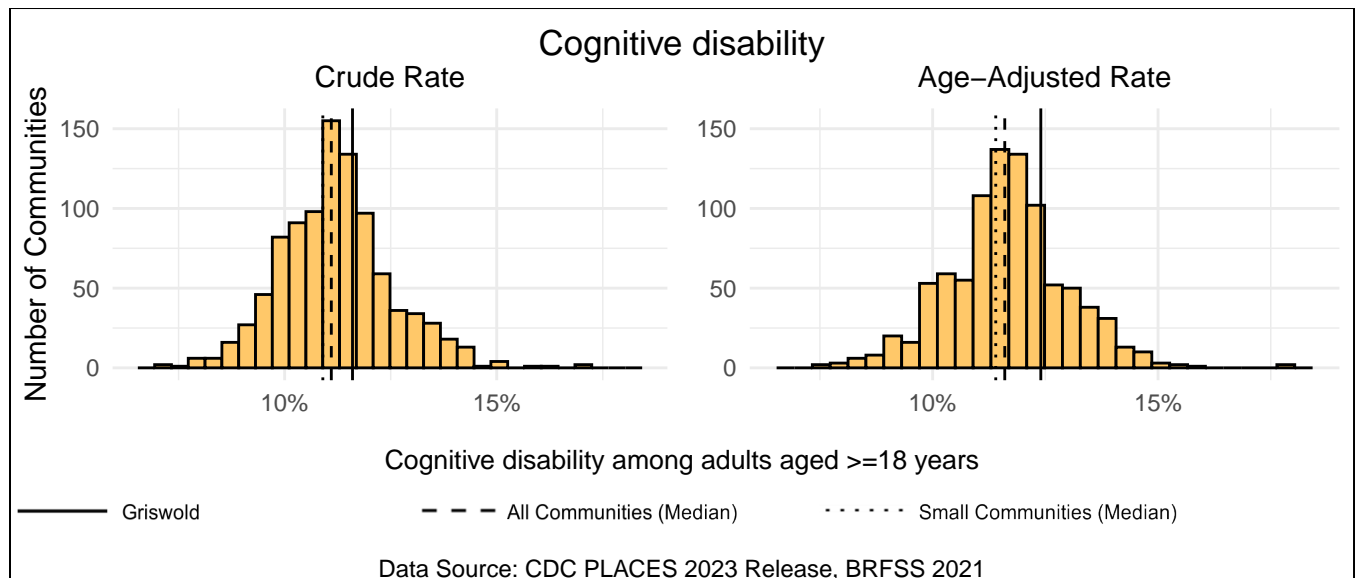
Measure Type	Griswold	All Comm.	Small Comm.
Crude	4.6%	4.1%	4.1%
Age-Adjusted	3.8%	3.6%	3.5%



Cognitive disability

Griswold has a crude rate of 11.6% for cognitive disability among adults aged ≥ 18 years, which ranks 639th out of 958 Iowa communities (100th out of 138 small communities). The age-adjusted rate for Griswold is 12.4%, which ranks 680th out of 905 Iowa communities (111th out of 138 small communities).

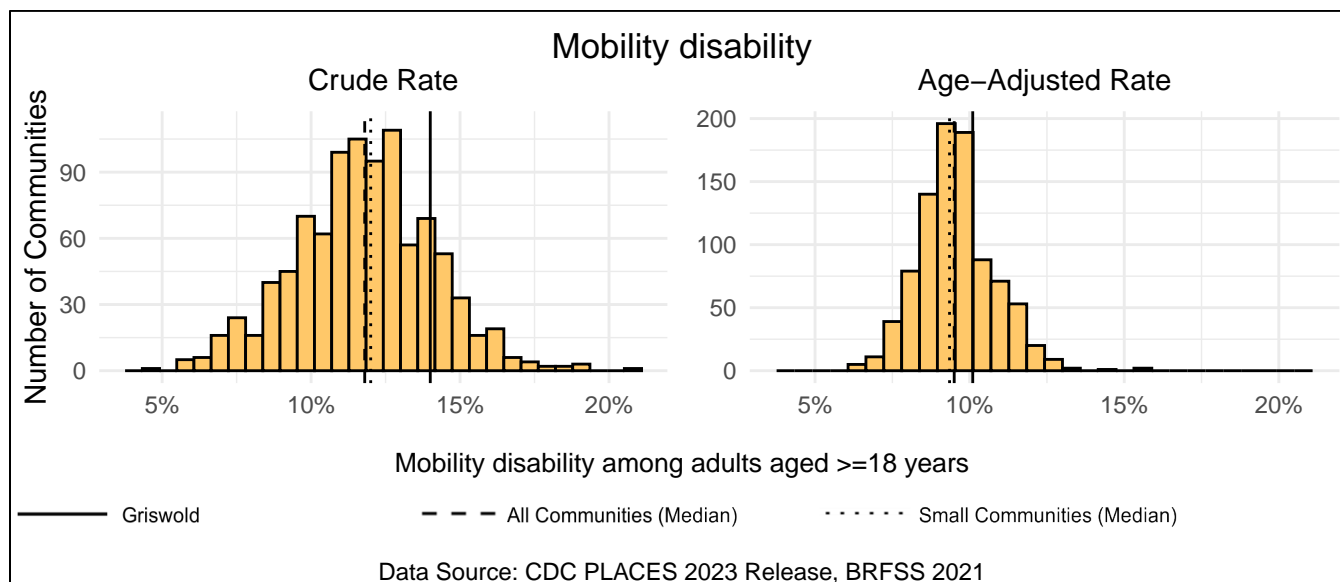
Measure Type	Griswold	All Comm.	Small Comm.
Crude	11.6%	11.1%	10.9%
Age-Adjusted	12.4%	11.6%	11.4%



Mobility disability

Griswold has a crude rate of 14.0% for mobility disability among adults aged ≥ 18 years, which ranks 803rd out of 958 Iowa communities (113th out of 138 small communities). The age-adjusted rate for Griswold is 10.1%, which ranks 632nd out of 905 Iowa communities (104th out of 138 small communities).

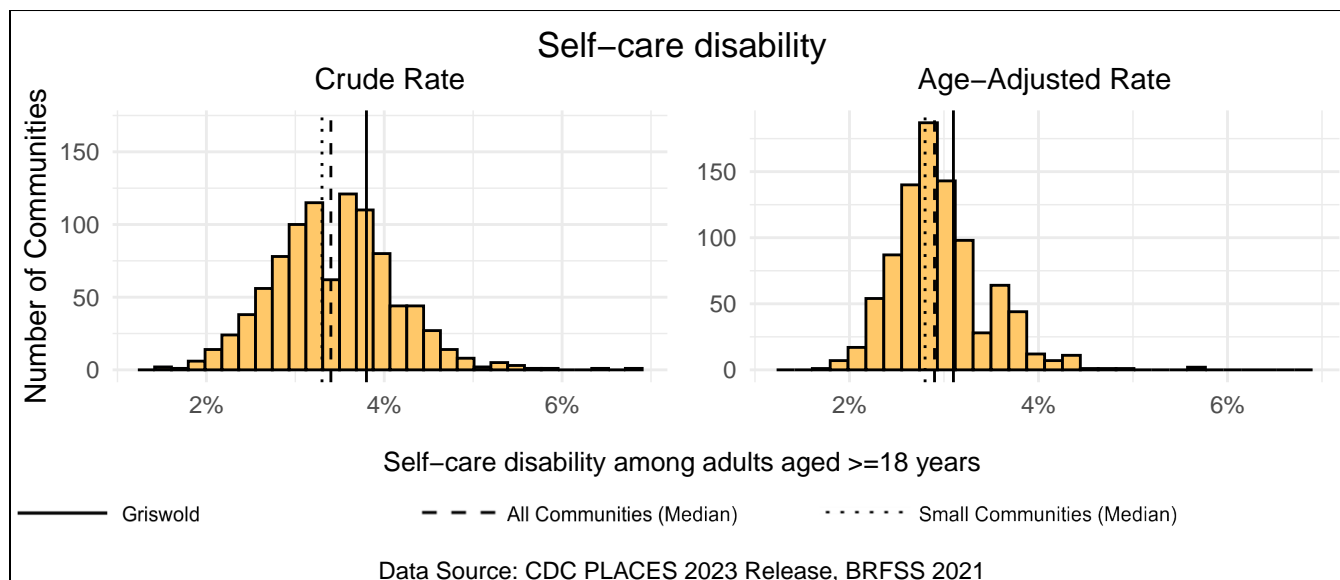
Measure Type	Griswold	All Comm.	Small Comm.
Crude	14.0%	11.8%	12.0%
Age-Adjusted	10.1%	9.5%	9.4%



Self-care disability

Griswold has a crude rate of 3.8% for self-care disability among adults aged ≥ 18 years, which ranks 676th out of 958 Iowa communities (103rd out of 138 small communities). The age-adjusted rate for Griswold is 3.1%, which ranks 567th out of 905 Iowa communities (98th out of 138 small communities).

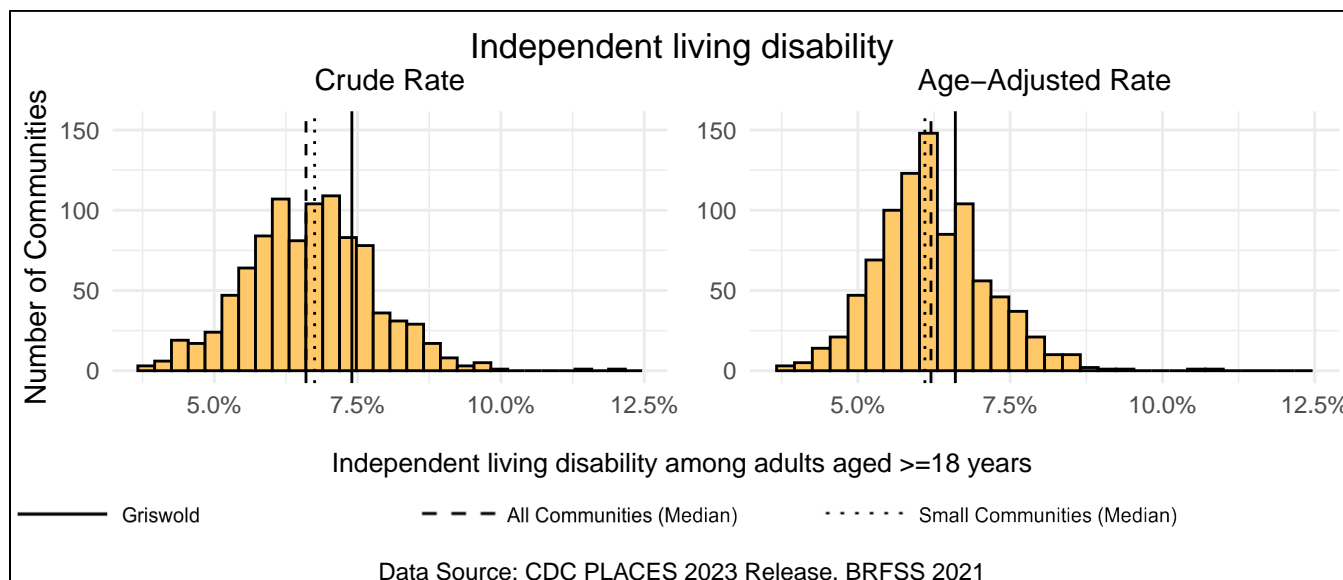
Measure Type	Griswold	All Comm.	Small Comm.
Crude	3.8%	3.4%	3.3%
Age-Adjusted	3.1%	2.9%	2.8%



Independent living disability

Griswold has a crude rate of 7.4% for independent living disability among adults aged ≥ 18 years, which ranks 724th out of 958 Iowa communities (106th out of 138 small communities). The age-adjusted rate for Griswold is 6.6%, which ranks 616th out of 905 Iowa communities (101st out of 138 small communities).

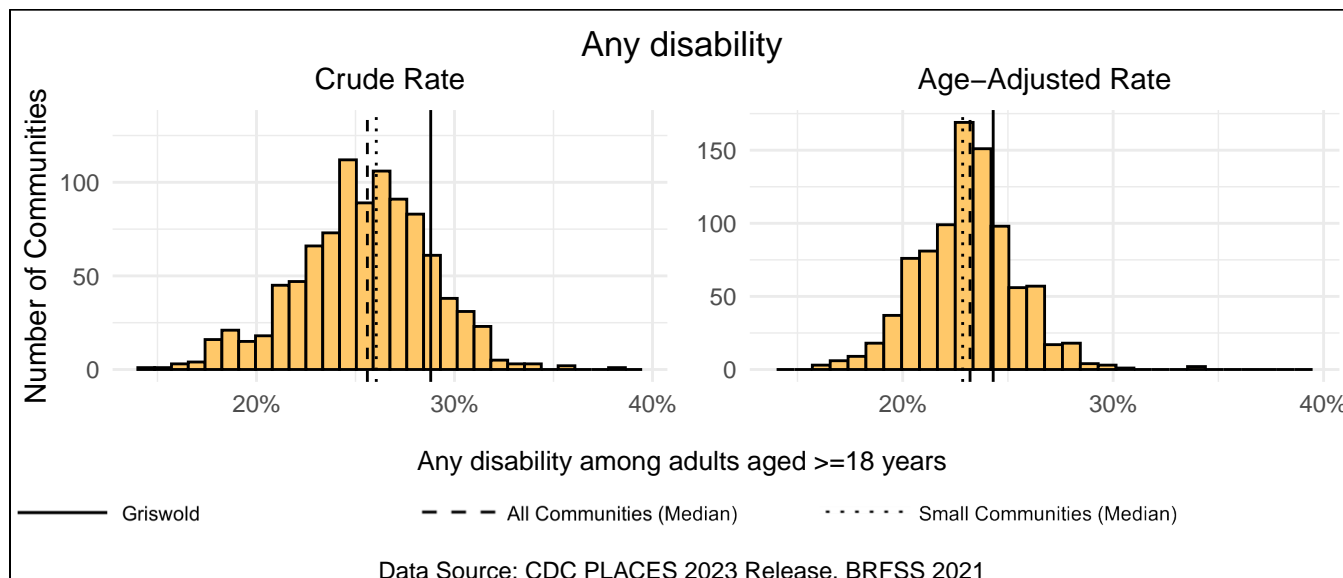
Measure Type	Griswold	All Comm.	Small Comm.
Crude	7.4%	6.6%	6.8%
Age-Adjusted	6.6%	6.2%	6.1%



Any disability

Griswold has a crude rate of 28.8% for any disability among adults aged ≥ 18 years, which ranks 818th out of 958 Iowa communities (114th out of 138 small communities). The age-adjusted rate for Griswold is 24.3%, which ranks 663rd out of 905 Iowa communities (104th out of 138 small communities).

Measure Type	Griswold	All Comm.	Small Comm.
Crude	28.8%	25.6%	26.0%
Age-Adjusted	24.3%	23.2%	22.8%



Appendix 1: CDC PLACES Data

This report uses a novel dataset from the Centers for Disease Control and Prevention (CDC) called PLACES: Local Data for Better Health. The PLACES dataset uses small area estimation methods to provide estimates of health measures for counties, places, census tracts, and zip code tabulation areas. The estimates are created with a multilevel statistical modeling framework that utilizes CDC's Behavioral Risk Factor Surveillance System (BRFSS), Census population counts, and American Community Survey demographic and socioeconomic data.

Relevant links for CDC PLACES can be found below:

- [PLACES Homepage](#)
- [Measure Definitions](#)
- [Methodology](#)



Appendix 2: Griswold PLACES Data

Category	Health Domain	Crude Rate Rank	Crude Rate (95% CI)	Age-Adj. Rate Rank	Age-Adj. Rate (95% CI)
Health Status	Physical Health	690	11.5% (9.8% - 13.5%)	604	10.1% (8.4% - 11.9%)
Health Status	Mental Health	390	14.1% (12.1% - 16.2%)	714	16.3% (14.0% - 18.8%)
Health Status	General Health	752	15.9% (12.9% - 19.2%)	642	13.6% (11.2% - 16.3%)
Health Risk Behaviors	Physical Inactivity	857	29.7% (24.2% - 35.4%)	756	26.7% (21.8% - 32.1%)
Health Risk Behaviors	Sleep <7 hours	561	30.7% (29.0% - 32.4%)	743	32.4% (30.5% - 34.2%)
Health Risk Behaviors	Binge Drinking	127	17.3% (14.3% - 20.6%)	249	21.4% (17.6% - 25.3%)
Health Risk Behaviors	Current Smoking	474	16.8% (13.4% - 21.0%)	623	18.4% (14.4% - 23.0%)
Health Outcomes	Coronary Heart Disease	790	7.7% (6.6% - 8.9%)	419	5.0% (4.3% - 5.8%)
Health Outcomes	COPD	770	8.5% (6.9% - 10.4%)	661	6.7% (5.5% - 8.0%)
Health Outcomes	Current Asthma	625	9.5% (8.3% - 10.8%)	762	9.9% (8.6% - 11.3%)
Health Outcomes	High Cholesterol	592	37.1% (32.2% - 41.8%)	83	28.6% (24.1% - 33.1%)
Health Outcomes	Arthritis	761	30.4% (26.0% - 34.7%)	401	23.0% (19.5% - 26.7%)
Health Outcomes	Obesity	867	40.8% (33.1% - 48.6%)	857	41.4% (33.6% - 49.2%)
Health Outcomes	Stroke	797	3.9% (3.3% - 4.6%)	569	2.7% (2.3% - 3.0%)
Health Outcomes	Depression	461	18.0% (14.8% - 21.6%)	733	20.0% (16.4% - 24.0%)
Health Outcomes	Chronic Kidney Disease	787	3.7% (3.3% - 4.2%)	349	2.6% (2.4% - 2.9%)
Health Outcomes	Cancer (except skin)	824	9.5% (8.5% - 10.6%)	74	6.4% (5.8% - 7.1%)
Health Outcomes	All Teeth Lost	637	13.8% (8.6% - 20.8%)	544	13.3% (8.4% - 19.4%)
Health Outcomes	Diabetes	753	11.3% (9.5% - 13.2%)	567	8.4% (7.0% - 9.7%)
Health Outcomes	High Blood Pressure	848	36.4% (31.9% - 40.7%)	696	28.4% (24.5% - 32.2%)
Prevention	Mammography	410	76.5% (72.1% - 80.4%)	246	75.0% (70.0% - 79.1%)
Prevention	Core preventive services for older women	241	42.2% (33.6% - 50.5%)	133	44.0% (35.6% - 52.1%)
Prevention	Taking BP Medication	150	82.2% (79.1% - 84.8%)	330	59.2% (54.1% - 63.9%)
Prevention	Dental Visit	842	62.7% (58.7% - 66.7%)	808	61.8% (57.6% - 66.0%)
Prevention	Cholesterol Screening	224	83.9% (81.1% - 86.6%)	573	78.7% (75.0% - 82.3%)
Prevention	Cervical Cancer Screening	422	83.5% (81.2% - 86.0%)	547	82.9% (80.5% - 85.4%)

Category	Health Domain	Crude Rate Rank	Crude Rate (95% CI)	Age-Adj. Rate Rank	Age-Adj. Rate (95% CI)
Prevention	Core preventive services for older men	876	39.0% (30.4% - 47.7%)	789	39.0% (30.7% - 47.7%)
Prevention	Colorectal Cancer Screening	347	72.6% (69.4% - 75.6%)	510	70.6% (67.0% - 74.1%)
Prevention	Annual Checkup	256	76.3% (71.4% - 80.6%)	720	71.7% (66.1% - 76.7%)
Prevention	Health Insurance	633	7.8% (5.7% - 10.4%)	598	8.2% (6.1% - 10.8%)
Disability	Hearing Disability	802	8.8% (7.6% - 10.1%)	444	6.0% (5.2% - 6.8%)
Disability	Mobility Disability	803	14.0% (11.5% - 16.7%)	632	10.1% (8.4% - 12.0%)
Disability	Independent Living Disability	724	7.4% (6.0% - 8.9%)	616	6.6% (5.5% - 7.9%)
Disability	Cognitive Disability	639	11.6% (9.6% - 13.9%)	680	12.4% (10.3% - 14.8%)
Disability	Any Disability	818	28.8% (24.4% - 33.4%)	663	24.3% (20.5% - 28.8%)
Disability	Vision Disability	694	4.6% (3.8% - 5.6%)	564	3.8% (3.2% - 4.6%)
Disability	Self-care Disability	676	3.8% (3.1% - 4.5%)	567	3.1% (2.6% - 3.6%)

The 95% confidence interval shown in parentheses represents the range of 95% of CDC area estimates under different model assumptions using Monte Carlo simulations.

Appendix 3: Small Communities (1,000-2,499)

Griswold falls into the group of small communities, which have a population of 1,000-2,499. In this data, 138 communities have a population in this range. The table below lists all communities in that group, sorted by the population estimate in the CDC PLACES dataset.

Community	Population	Community	Population	Community	Population
New London	2,471	Monroe	1,889	Pocahontas	1,614
West Union	2,468	Ogden	1,878	Guthrie Center	1,605
Belle Plaine	2,421	Lisbon	1,874	Brooklyn	1,600
Rockwell City	2,389	Blue Grass	1,873	Corning	1,592
La Porte City	2,347	Wapello	1,861	Akron	1,580
Hull	2,340	Walcott	1,854	Monona	1,571
Cascade	2,312	Peosta	1,852	Urbana	1,565
Atkins	2,296	Pleasantville	1,840	Holstein	1,560
Lamoni	2,284	Mount Ayr	1,838	Slater	1,546
Mediapolis	2,214	Sigourney	1,835	Dysart	1,542
Alta	2,207	Farley	1,833	Shell Rock	1,542
Colfax	2,186	Sac City	1,825	Hartley	1,536
Sumner	2,145	Reinbeck	1,784	Sanborn	1,536
Northwood	2,142	Greenfield	1,778	Fairbank	1,490
Bellevue	2,132	Dallas Center	1,770	Panora	1,490
Remsen	2,095	Prairie City	1,762	Lenox	1,488
Audubon	2,089	Lake City	1,745	Wellman	1,474
Toledo	2,047	Parkersburg	1,738	Roland	1,472
Ely	2,045	Stuart	1,726	Nashua	1,472
Columbus Junction	2,029	Manson	1,718	Van Meter	1,468
Epworth	1,982	Leon	1,707	Nora Springs	1,464
Ida Grove	1,969	Ackley	1,699	Manning	1,444
Lake Mills	1,965	Corydon	1,688	Traer	1,441
Granger	1,950	Oakland	1,678	Logan	1,437
Denver	1,921	Guttenberg	1,667	Walford	1,434
Britt	1,921	State Center	1,654	Strawberry Point	1,427
Durant	1,902	Moville	1,640	Dunlap	1,418

Community	Population	Community	Population	Community	Population
Bedford	1,416	Fayette	1,179	Graettinger	1,010
Manly	1,415	Central City	1,166	Preston	1,005
Kingsley	1,382	Palo	1,162	Rockwell	1,004
Avoca	1,375	Springville	1,160		
Earlham	1,367	George	1,149		
University Heights	1,353	Wayland	1,148		
Montezuma	1,335	St. Ansgar	1,140		
Elkader	1,326	Clarence	1,136		
Coon Rapids	1,324	Fredericksburg	1,133		
Clarksville	1,311	Fruitland	1,127		
Woodbine	1,286	Swisher	1,126		
Jewell Junction	1,284	Neola	1,125		
Alton	1,283	Afton	1,105		
Melcher-Dallas	1,278	Riverside	1,090		
Greene	1,267	Hamburg	1,087		
Malvern	1,264	Newhall	1,076		
Lone Tree	1,261	Treynor	1,071		
Dike	1,240	Villisca	1,071		
Conrad	1,234	Janesville	1,063		
Lake Park	1,223	Winfield	1,063		
Laurens	1,223	Griswold	1,056		
Sheffield	1,209	Lansing	1,053		
Tripoli	1,207	Sloan	1,051		
Marcus	1,200	Baxter	1,036		
Eddyville	1,187	Winthrop	1,035		
Gilbert	1,185	Sully	1,022		
New Sharon	1,183	Lawton	1,021		