



Iowa Community Health Snapshot Series

*275 community reports prepared for the Iowa State University
Extension and Outreach Community and Economic
Development Unit*



May 2024

By Matthew Voss & Shawn Dorius

This project was supported by funding from Iowa State University's Extension and Outreach Community and Economic Development Unit via an award from Iowa State University's Presidential Strategic Initiative Plan 2022-2031.

Iowa Community Health Snapshot Series

Table of contents

Health in Fort Dodge: Overview	3
Strengths	3
Opportunities	4
How to Use this Report	5
Using Ames, IA as an Example	6
Health Status	7
Poor General Health	7
Poor Physical Health	8
Poor Mental Health	8
Health Risk Behaviors	9
Binge Drinking	9
Current Smoking	10
Physical Inactivity	10
Sleep <7 hours	11
Health Outcomes	12
Arthritis	12
High Blood Pressure	13
Cancer (except skin)	13
Current Asthma	14
Coronary Heart Disease	14
COPD	15
Depression	15
Diabetes	16
High Cholesterol	16
Chronic Kidney Disease	17
Obesity	17
Stroke	18
All Teeth Lost	18
Prevention	19
Lack of Health Insurance	19
Taking BP Medication	20
Cervical Cancer Screening	20
Annual Checkup	21
Cholesterol Screening	21

Colorectal Cancer Screening	22
Core preventive services for older men	22
Core preventive services for older women	24
Dental Visit	24
Mammography	26
Disability	27
Hearing disability	27
Vision disability	28
Cognitive disability	28
Mobility disability	29
Self-care disability	29
Independent living disability	30
Any disability	30
Appendix 1: CDC PLACES Data	31
Appendix 2: Fort Dodge PLACES Data	32
Appendix 3: Mid-Large Communities (10,000-49,999)	34

Health in Fort Dodge: Overview

Dear Community Members & Stakeholders of Fort Dodge,

We are pleased to share the Iowa Community Health Snapshot series, a set of reports designed in partnership with Iowa State University’s Community Economic Development to assess the overall landscape of health and well-being across Iowa. The following pages include the health snapshot for your community. The snapshot can be used to see how Fort Dodge ranks across various health measures compared to the rest of the state and similarly-sized communities. This comparison allows us to identify Fort Dodge’s strengths and opportunities for growth by leveraging the Centers for Disease Control and Prevention PLACES dataset.

The report includes 37 health measures organized topically by general health status, risky behavior, health outcomes, prevention, and disability. We provide a general overview of each health topic, followed by a description of each health measure. Health measure descriptions include crude and age-adjusted rates and a ranking that tells you how your community ranks compared to all Iowa communities and communities of similar size to Fort Dodge. Crude rates tell you the raw, un-adjusted percent of the population experiencing the health measure. Age-adjusted rates account for the age distribution present in your community and presents what the rate would be if your community had a standard age distribution. Crude rates can provide a general comparison between communities and age-adjusted rates can give a fairer comparison between communities with different age structures.

Strengths

Take a look at the top strengths of your community! Below are unadjusted and age-adjusted health measures that represent your community’s strengths. We recommend using continued investment in these areas to maintain them as strengths, as well as building on them to improve in other health domains.

Crude			Age-Adjusted		
Health Domain	Statewide Community Rank	Mid-Large Community Rank	Health Domain	Statewide Community Rank	Mid-Large Community Rank
Obesity	73rd	7th	Taking BP Medication	28th	1st
High Cholesterol	135th	12th	Cancer (except skin)	74th	4th
Cancer (except skin)	223rd	18th	Obesity	119th	10th
Arthritis	333rd	20th	High Cholesterol	133rd	5th
High Blood Pressure	362nd	22nd	Annual Checkup	154th	12th

Opportunities

Below are health measures that represent potential areas for growth in your community. We recommend increasing investment in these areas to support community health and well-being.

Crude			Age-Adjusted		
Health Domain	Statewide Community Rank	Mid-Large Community Rank	Health Domain	Statewide Community Rank	Mid-Large Community Rank
Cognitive Disability	924th	27th	Colorectal Cancer Screening	873rd	28th
Cholesterol Screening	924th	26th	Chronic Kidney Disease	858th	25th
Mental Health	917th	27th	Vision Disability	857th	25th
Health Insurance	905th	26th	Any Disability	854th	26th
Dental Visit	903rd	25th	Sleep <7 hours	852nd	31st

Please review the rest of the report to learn more about your community and reach out to us with questions about the report or for recommendations to improve the overall health and well-being in Fort Dodge.

Sincerely,



Shawn F. Dorius, PhD
Iowa State University
Public Science Collaborative



IOWA STATE UNIVERSITY
Extension and Outreach
Community and Economic Development

This project was supported by funding from Iowa State University's Extension and Outreach Community and Economic Development Unit, via an award from Iowa State University's Presidential Strategic Initiative Plan 2022-2031.

How to Use this Report

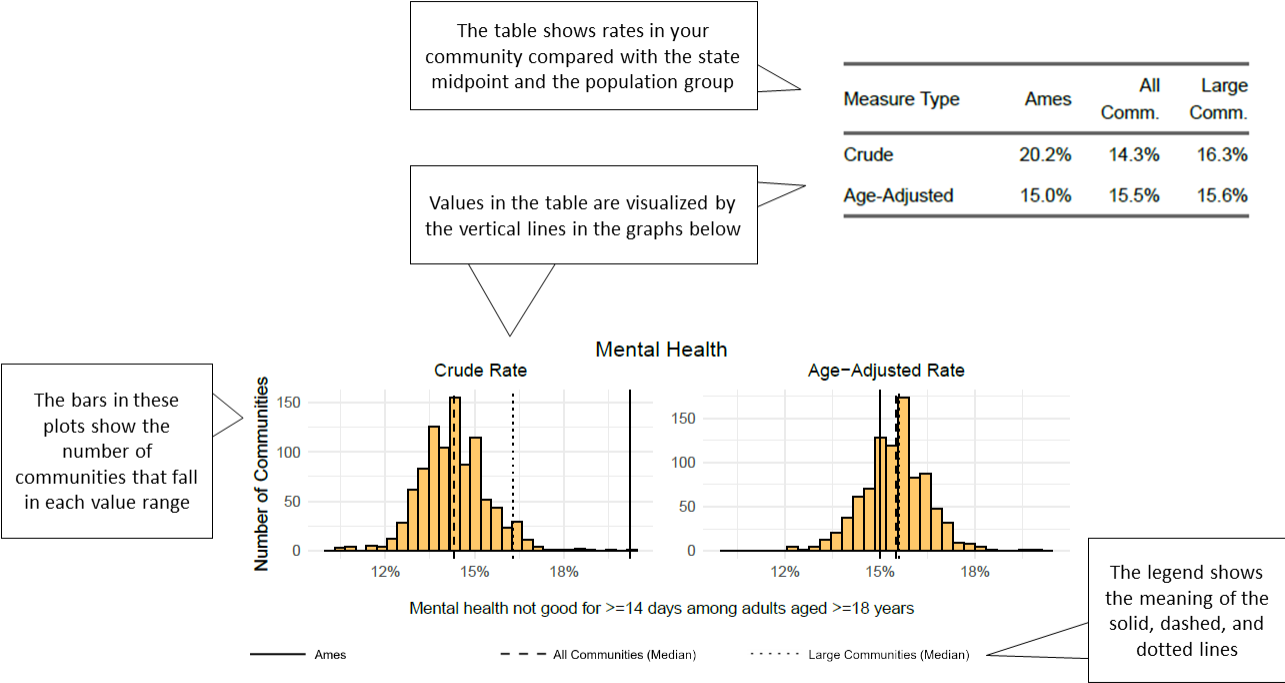
The purpose of the Iowa Community Health Snapshot Series is to provide an overview of health in Fort Dodge that can be used to help inform health-related interventions and programming. This report contains five sections, including the overall health status of Fort Dodge, a review of risky behaviors in the community, and information on various health outcomes, prevention measures, and disability needs. Each section includes an overview of the health domain, a breakdown of its underlying health measures, and data to see how Fort Dodge compares to the rest of the state and similarly-sized communities.

With a population of 24,850, Fort Dodge’s similarly sized communities are defined as mid-large communities. In Iowa, mid-large communities have an average population of 20,750, and there are 31 communities that are considered mid-large communities. To see all of the communities in this population group, please see Appendix 3 of this report.

Group	Population Range	Number of Communities
Large	50,000+	11
Mid-Large	10,000-49,999	31
Midsized	2,500-9,999	102
Small	1,000-2,499	138
Very Small	0-999	676
Total		958

Using Ames, IA as an Example

The graphic below is an example of the details included for each health measure. The table in the upper right shows your community's crude and age-adjusted rate estimates alongside their averages across all Iowa communities and similarly-sized communities. The images below show the distribution of the health measure across communities. The vertical lines correspond with the values in the table to show the estimate for the specific community compared to communities across the state. The solid black line in each plot represents the community rate, with the dashed lines indicating the average rate for all Iowa communities and the dotted lines showing the average rate for similarly-sized communities.



The example graphic above displays the poor mental health rate in Ames, Iowa. The left plot shows the crude rate of poor mental health in the community. Crude rates are the raw, un-adjusted percent of the population experiencing the health measure. Notice how the solid black line is closer to the right of the plot than the dashed and dotted lines; this indicates that Ames has a higher crude rate of poor mental health than most communities in the state. However, the age-adjusted rate plot on the right shows the solid line closer to the peak of the distribution and averages for the state and similarly-sized communities, indicating that when accounting for Ames's unique age distribution, Ames's poor mental health rate is not a significant outlier, and is estimated to be lower than the statewide average. Accounting for crude and age-adjusted rates is critical to help inform health interventions as age-adjusted rates can help contextualize the health measure within the population.

Health Status

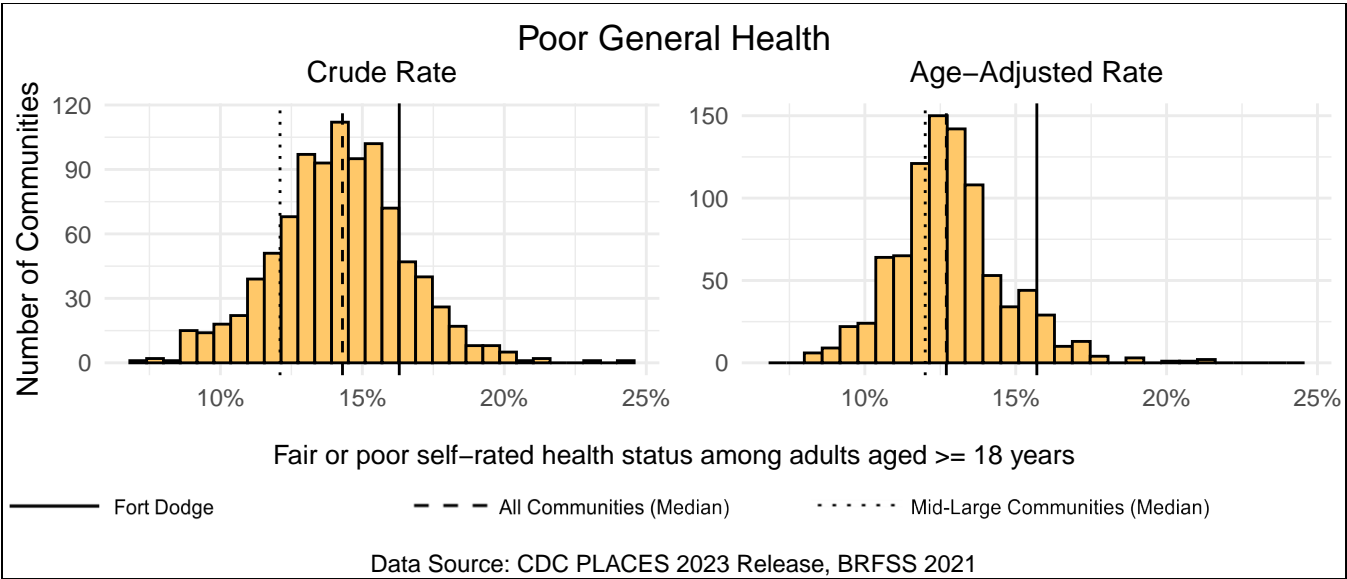
This section reflects measures for overall health, including general, physical, and mental health. These measures are a valuable way to see a simple summary of the health of a country’s population. The questions to calculate these measures ask respondents to evaluate their health status. General health is evaluated on a 5-point scale where respondents can report their health status as one of “excellent,” “very good,” “good,” “fair,” or “poor,” from which the respondents who answer “fair” or “poor” are included in the measure. Physical and mental health are evaluated as the rate of respondents who say they have had 14 or more days in the last 30 days in which their physical or mental health was not good. The URL below includes more information about each variable.

<https://www.cdc.gov/places/measure-definitions/health-status/index.html>

Poor General Health

Fort Dodge has a crude rate of 16.3% for fair or poor self-rated health status among adults aged >= 18 years, which ranks 803rd out of 958 Iowa communities (25th out of 31 mid-large communities). The age-adjusted rate for Fort Dodge is 15.7%, which ranks 843rd out of 905 Iowa communities (25th out of 31 mid-large communities).

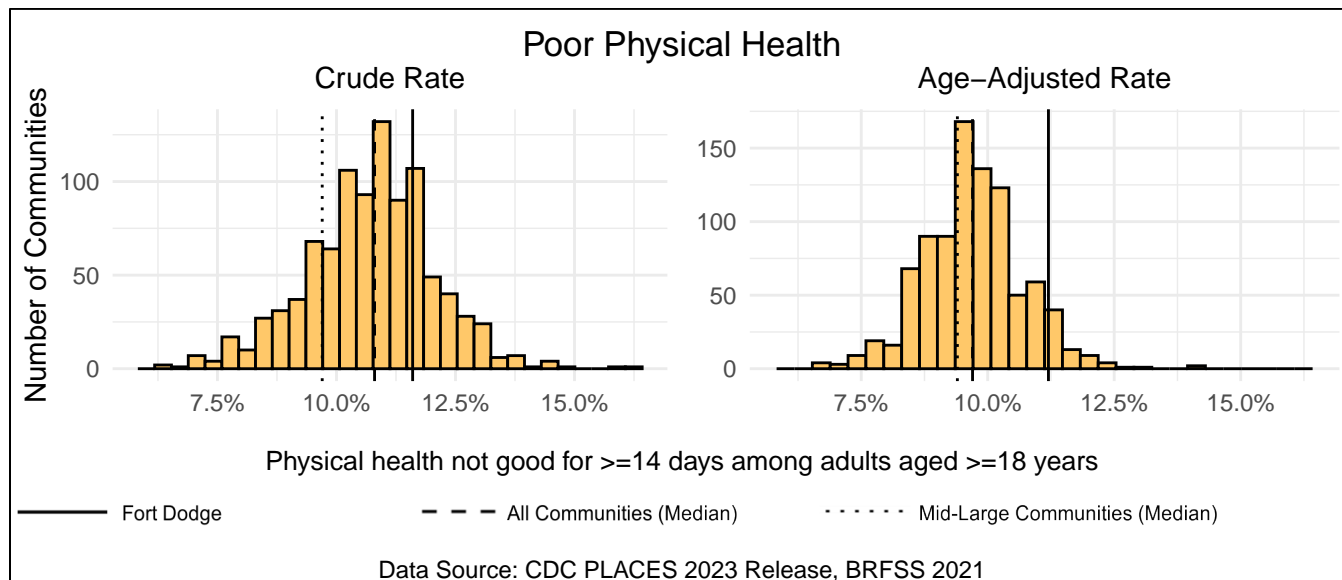
Measure Type	Fort Dodge	All Comm.	Mid-Large Comm.
Crude	16.3%	14.3%	12.1%
Age-Adjusted	15.7%	12.7%	12.0%



Poor Physical Health

Fort Dodge has a crude rate of 11.6% for physical health not good for ≥ 14 days among adults aged ≥ 18 years, which ranks 719th out of 958 Iowa communities (26th out of 31 mid-large communities). The age-adjusted rate for Fort Dodge is 11.2%, which ranks 836th out of 905 Iowa communities (26th out of 31 mid-large communities).

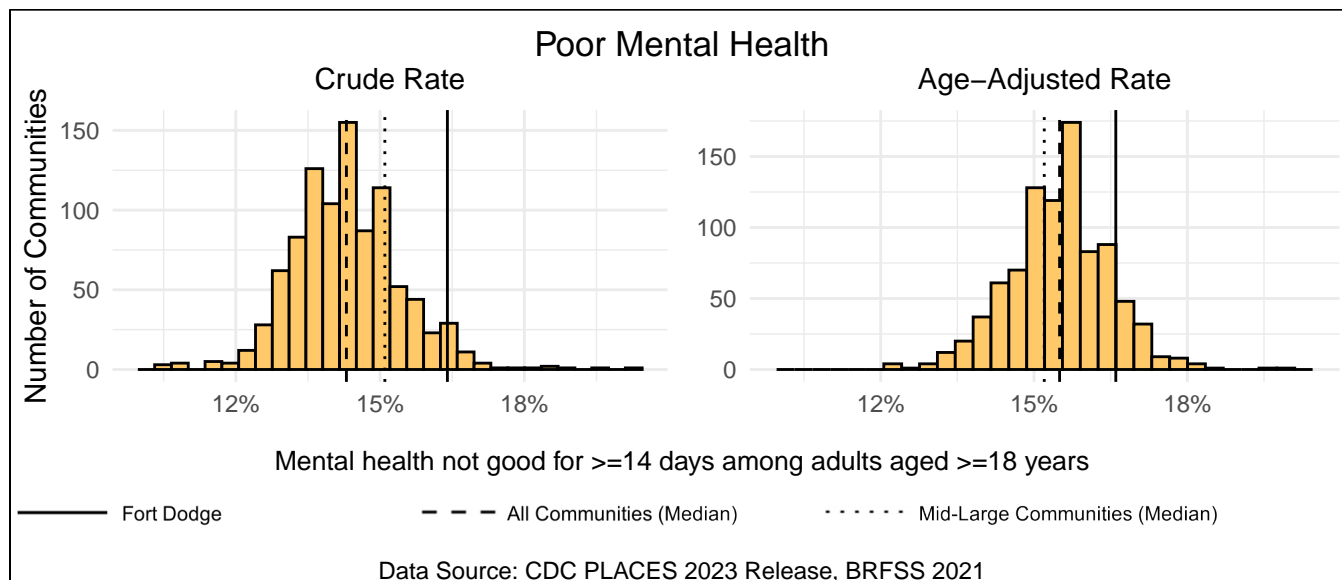
Measure Type	Fort Dodge	All Comm.	Mid-Large Comm.
Crude	11.6%	10.8%	9.7%
Age-Adjusted	11.2%	9.7%	9.4%



Poor Mental Health

Fort Dodge has a crude rate of 16.4% for mental health not good for ≥ 14 days among adults aged ≥ 18 years, which ranks 917th out of 958 Iowa communities (27th out of 31 mid-large communities). The age-adjusted rate for Fort Dodge is 16.6%, which ranks 792nd out of 905 Iowa communities (24th out of 31 mid-large communities).

Measure Type	Fort Dodge	All Comm.	Mid-Large Comm.
Crude	16.4%	14.3%	15.1%
Age-Adjusted	16.6%	15.5%	15.2%



Health Risk Behaviors

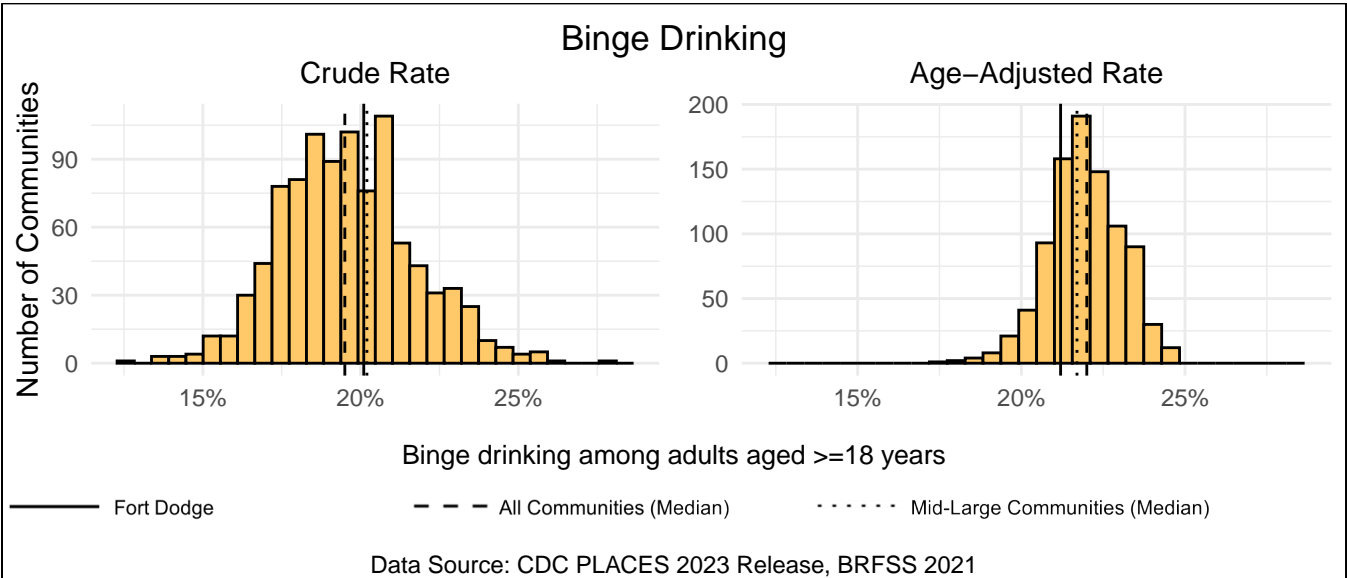
Health risk measures are measures of individual behaviors that can lead to poor health outcomes. These include binge drinking, current smoking, physical inactivity, and getting less than seven hours of nightly sleep. Risk behaviors are the most critical intervention points as they can help save lives and drastically improve health outcomes later in life. Each measure is calculated as the rate of respondents participating in a high level of risk behavior. The exact cutoff points for the behavior depend on the health area. The link below includes more information about each variable.

<https://www.cdc.gov/places/measure-definitions/unhealthy-behaviors/index.html>

Binge Drinking

Fort Dodge has a crude rate of 20.1% for binge drinking among adults aged ≥ 18 years, which ranks 572nd out of 958 Iowa communities (13th out of 31 mid-large communities). The age-adjusted rate for Fort Dodge is 21.2%, which ranks 202nd out of 905 Iowa communities (10th out of 31 mid-large communities).

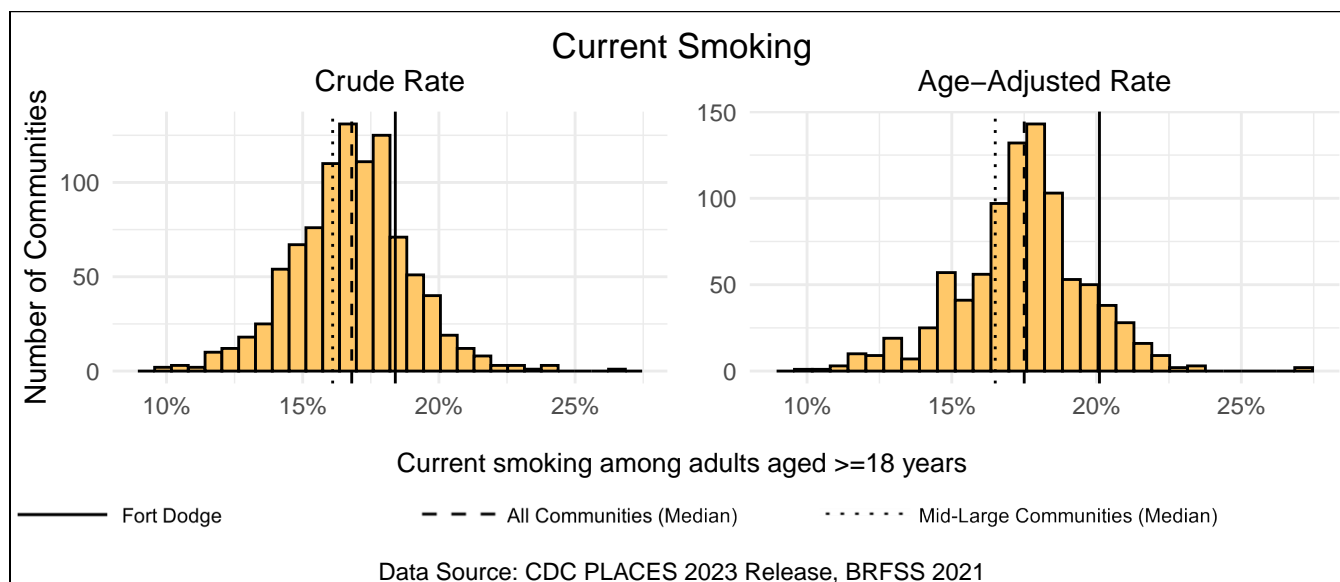
Measure Type	Fort Dodge	All Comm.	Mid-Large Comm.
Crude	20.1%	19.5%	20.2%
Age-Adjusted	21.2%	22.0%	21.7%



Current Smoking

Fort Dodge has a crude rate of 18.4% for current smoking among adults aged ≥ 18 years, which ranks 759th out of 958 Iowa communities (25th out of 31 mid-large communities). The age-adjusted rate for Fort Dodge is 20.1%, which ranks 808th out of 905 Iowa communities (24th out of 31 mid-large communities).

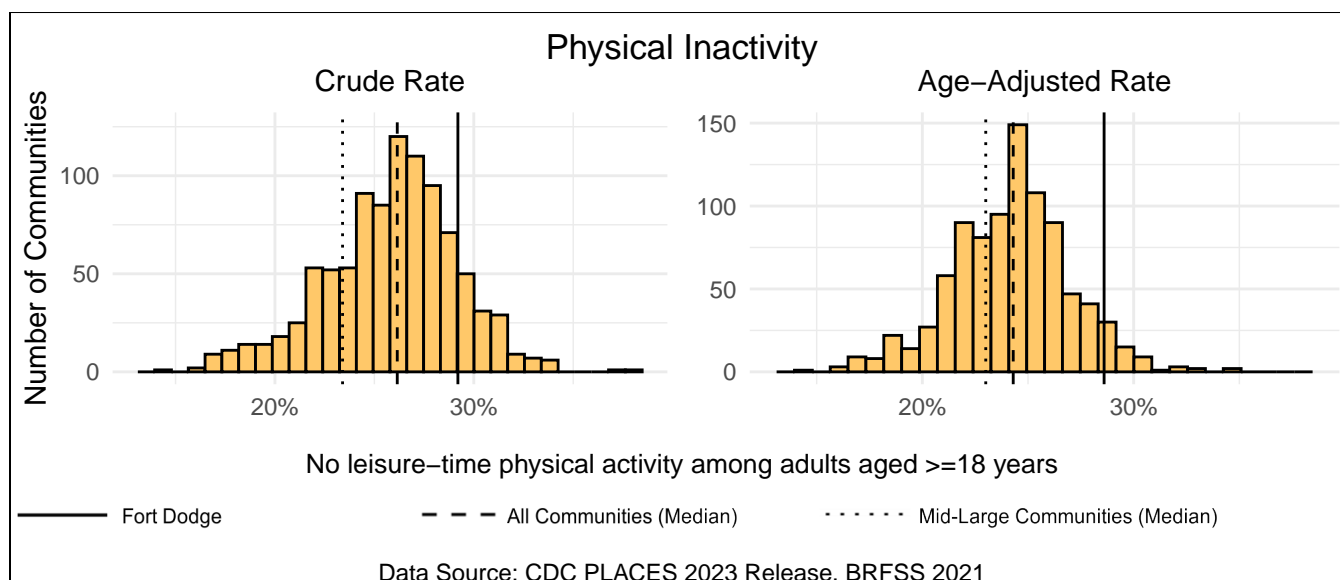
Measure Type	Fort Dodge	All Comm.	Mid-Large Comm.
Crude	18.4%	16.8%	16.1%
Age-Adjusted	20.1%	17.5%	16.5%



Physical Inactivity

Fort Dodge has a crude rate of 29.2% for no leisure-time physical activity among adults aged ≥ 18 years, which ranks 825th out of 958 Iowa communities (26th out of 31 mid-large communities). The age-adjusted rate for Fort Dodge is 28.6%, which ranks 850th out of 905 Iowa communities (26th out of 31 mid-large communities).

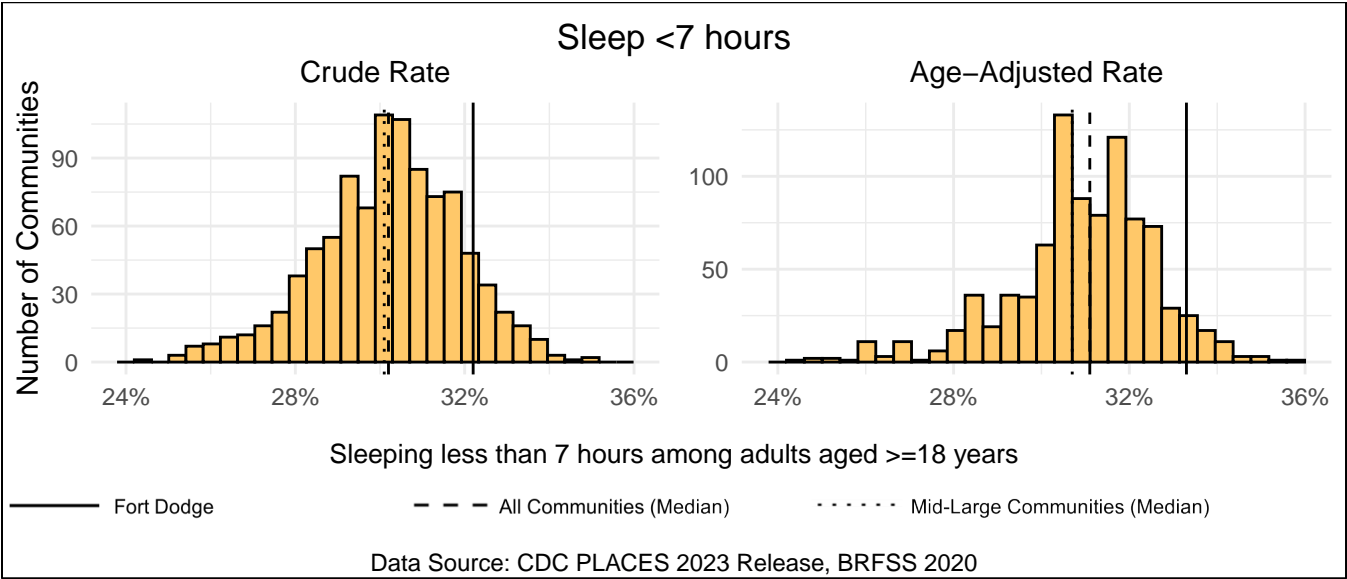
Measure Type	Fort Dodge	All Comm.	Mid-Large Comm.
Crude	29.2%	26.1%	23.4%
Age-Adjusted	28.6%	24.3%	23.0%



Sleep <7 hours

Fort Dodge has a crude rate of 32.2% for sleeping less than 7 hours among adults aged >=18 years, which ranks 848th out of 958 Iowa communities (29th out of 31 mid-large communities). The age-adjusted rate for Fort Dodge is 33.3%, which ranks 852nd out of 905 Iowa communities (31st out of 31 mid-large communities).

Measure Type	Fort Dodge	All Comm.	Mid-Large Comm.
Crude	32.2%	30.2%	30.1%
Age-Adjusted	33.3%	31.1%	30.7%



Health Outcomes

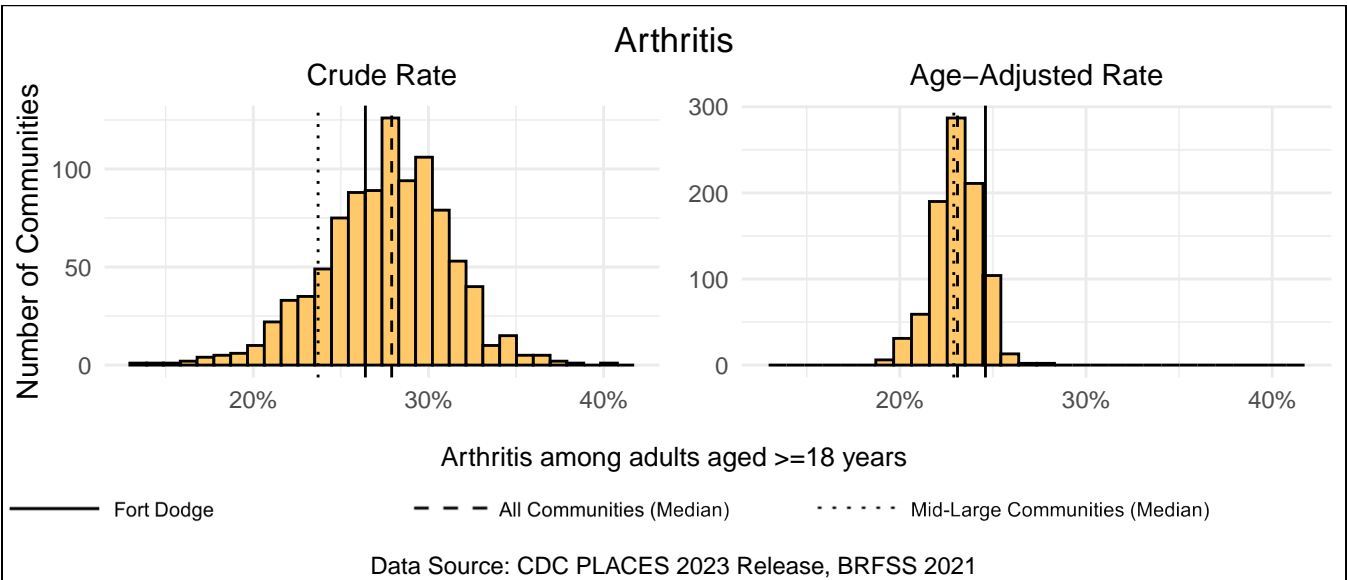
This section includes measures about specific health outcomes such as chronic illness, mental health conditions, and risk factors for future disease. Health outcome measures include but are not limited to arthritis, high blood pressure, cancer, depression, and obesity. Each measure is the percentage of respondents reporting receiving the diagnosis by a doctor, nurse, or other health professional. The link below includes more information about each variable.

<https://www.cdc.gov/places/measure-definitions/health-outcomes/index.html>

Arthritis

Fort Dodge has a crude rate of 26.4% for arthritis among adults aged ≥ 18 years, which ranks 333rd out of 958 Iowa communities (20th out of 31 mid-large communities). The age-adjusted rate for Fort Dodge is 24.6%, which ranks 803rd out of 905 Iowa communities (24th out of 31 mid-large communities).

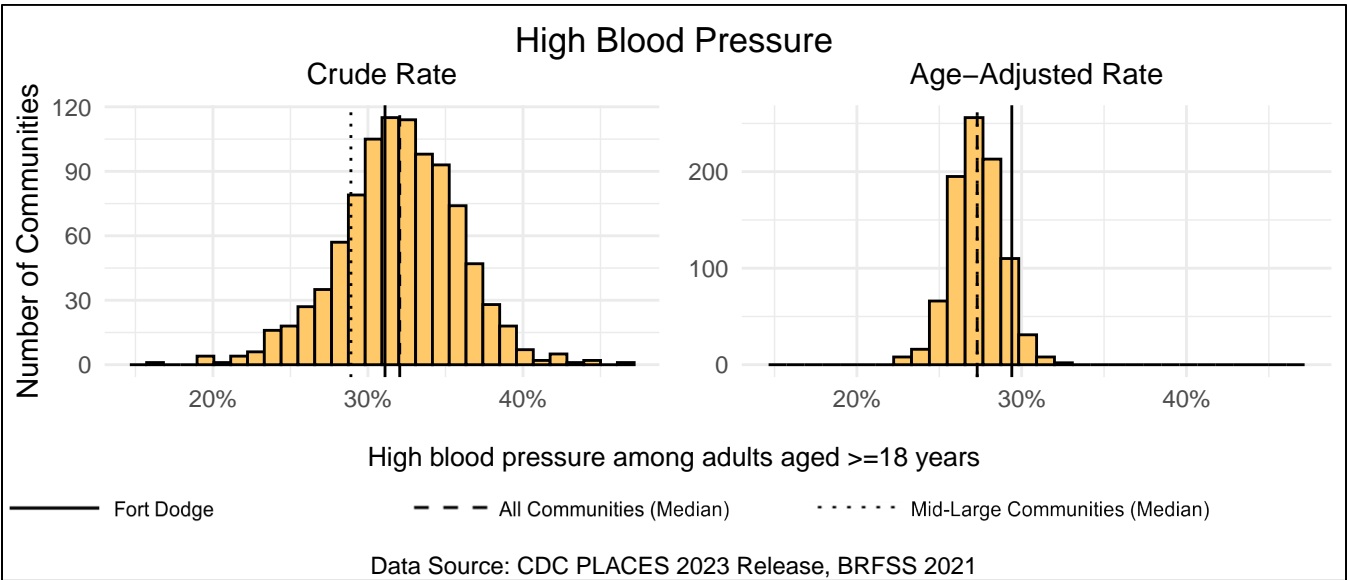
Measure Type	Fort Dodge	All Comm.	Mid-Large Comm.
Crude	26.4%	27.9%	23.7%
Age-Adjusted	24.6%	23.1%	22.9%



High Blood Pressure

Fort Dodge has a crude rate of 31.1% for high blood pressure among adults aged ≥ 18 years, which ranks 362nd out of 958 Iowa communities (22nd out of 31 mid-large communities). The age-adjusted rate for Fort Dodge is 29.4%, which ranks 817th out of 905 Iowa communities (27th out of 31 mid-large communities).

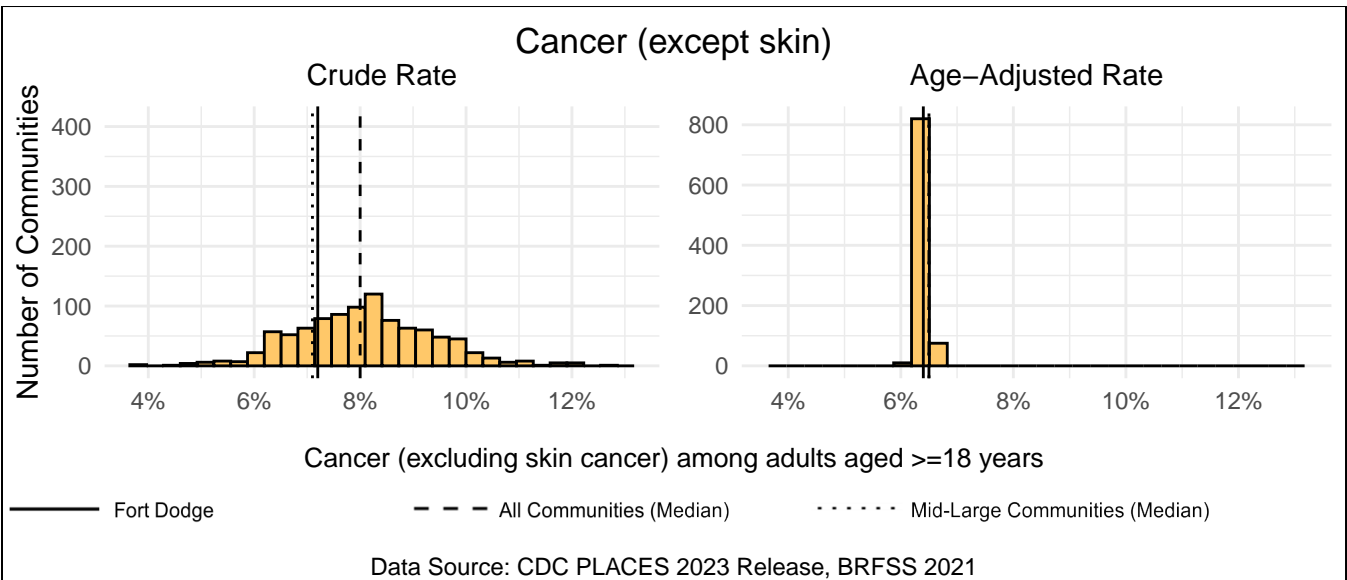
Measure Type	Fort Dodge	All Comm.	Mid-Large Comm.
Crude	31.1%	32.0%	28.9%
Age-Adjusted	29.4%	27.3%	27.3%



Cancer (except skin)

Fort Dodge has a crude rate of 7.2% for cancer (excluding skin cancer) among adults aged ≥ 18 years, which ranks 223rd out of 958 Iowa communities (18th out of 31 mid-large communities). The age-adjusted rate for Fort Dodge is 6.4%, which ranks 74th out of 905 Iowa communities (4th out of 31 mid-large communities).

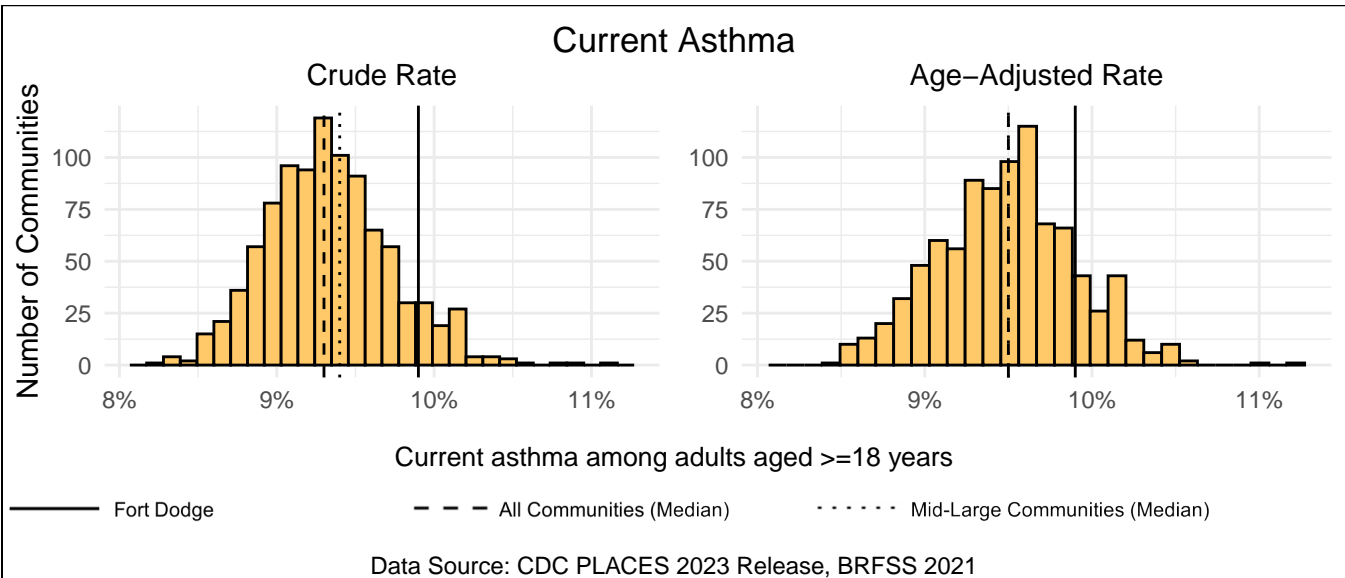
Measure Type	Fort Dodge	All Comm.	Mid-Large Comm.
Crude	7.2%	8.0%	7.1%
Age-Adjusted	6.4%	6.5%	6.5%



Current Asthma

Fort Dodge has a crude rate of 9.9% for current asthma among adults aged ≥ 18 years, which ranks 868th out of 958 Iowa communities (26th out of 31 mid-large communities). The age-adjusted rate for Fort Dodge is 9.9%, which ranks 762nd out of 905 Iowa communities (26th out of 31 mid-large communities).

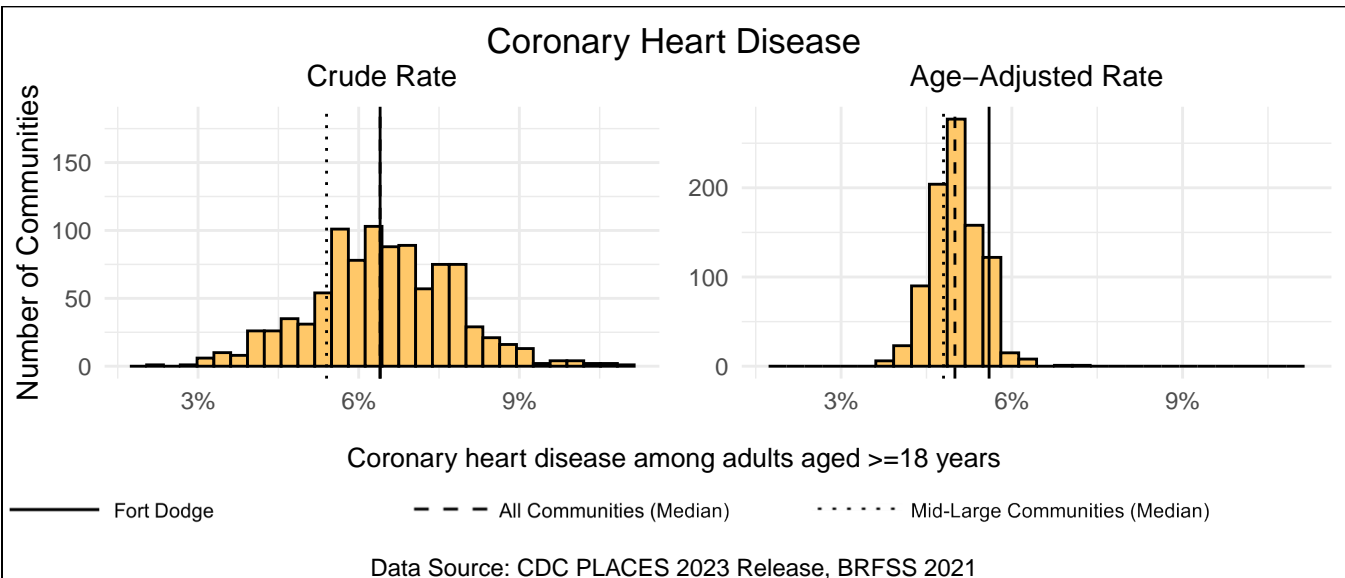
Measure Type	Fort Dodge	All Comm.	Mid-Large Comm.
Crude	9.9%	9.3%	9.4%
Age-Adjusted	9.9%	9.5%	9.5%



Coronary Heart Disease

Fort Dodge has a crude rate of 6.4% for coronary heart disease among adults aged ≥ 18 years, which ranks 438th out of 958 Iowa communities (22nd out of 31 mid-large communities). The age-adjusted rate for Fort Dodge is 5.6%, which ranks 797th out of 905 Iowa communities (25th out of 31 mid-large communities).

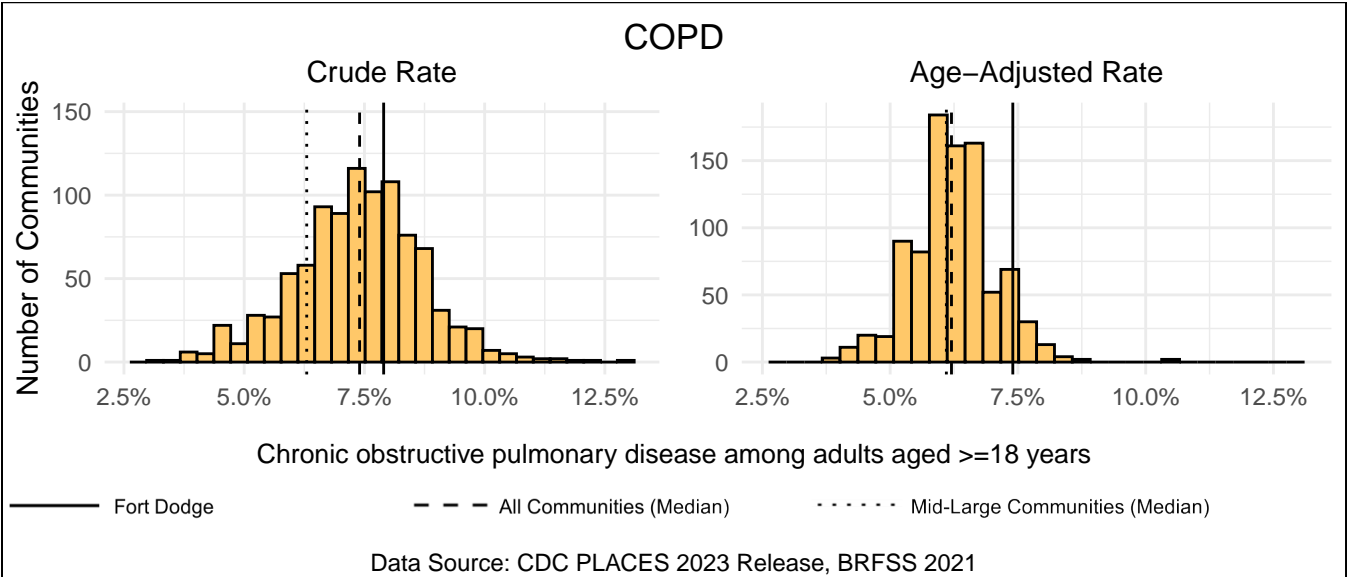
Measure Type	Fort Dodge	All Comm.	Mid-Large Comm.
Crude	6.4%	6.4%	5.4%
Age-Adjusted	5.6%	5.0%	4.8%



COPD

Fort Dodge has a crude rate of 7.9% for chronic obstructive pulmonary disease among adults aged ≥ 18 years, which ranks 613th out of 958 Iowa communities (24th out of 31 mid-large communities). The age-adjusted rate for Fort Dodge is 7.4%, which ranks 822nd out of 905 Iowa communities (27th out of 31 mid-large communities).

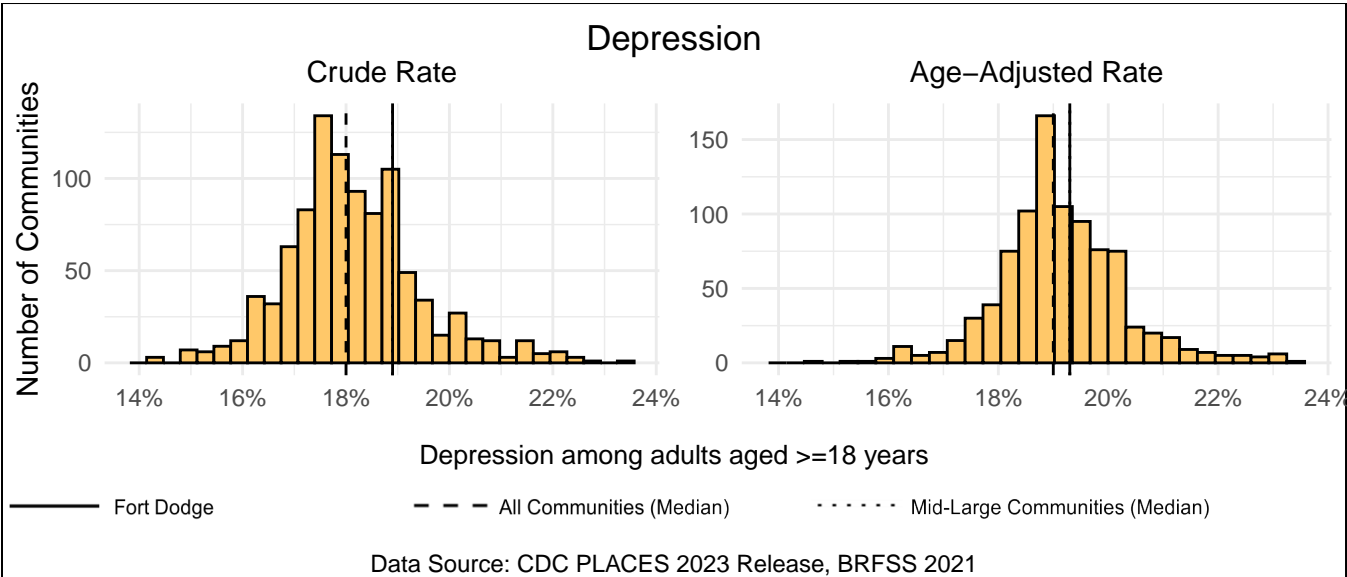
Measure Type	Fort Dodge	All Comm.	Mid-Large Comm.
Crude	7.9%	7.4%	6.3%
Age-Adjusted	7.4%	6.2%	6.1%



Depression

Fort Dodge has a crude rate of 18.9% for depression among adults aged ≥ 18 years, which ranks 730th out of 958 Iowa communities (14th out of 31 mid-large communities). The age-adjusted rate for Fort Dodge is 19.3%, which ranks 527th out of 905 Iowa communities (16th out of 31 mid-large communities).

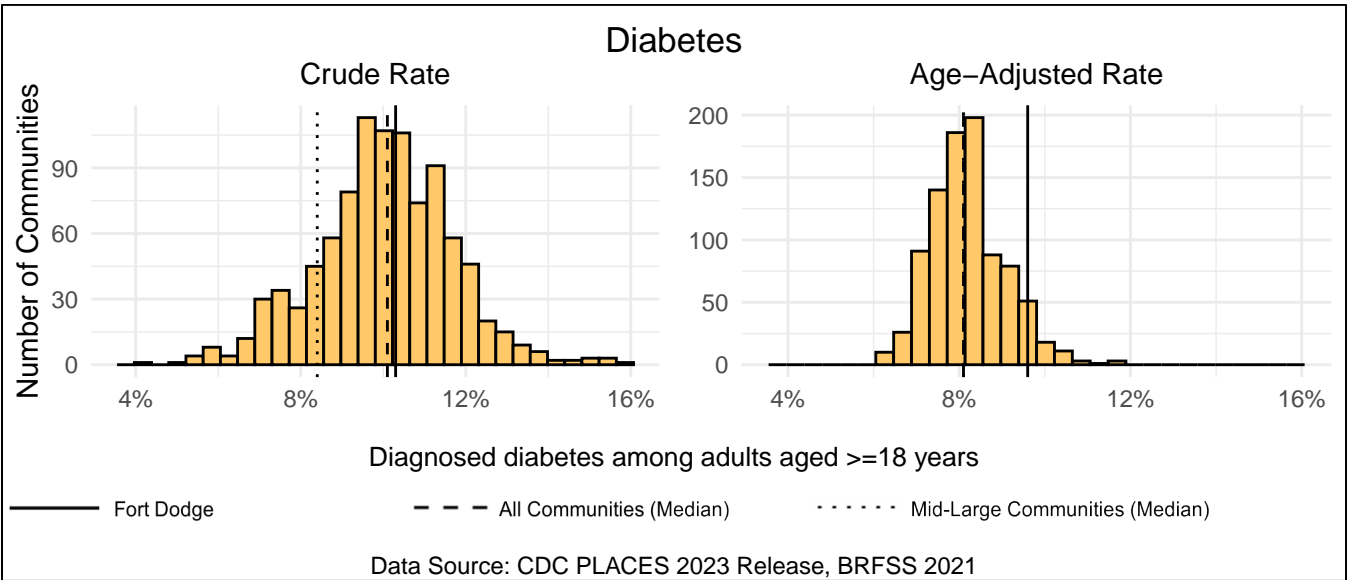
Measure Type	Fort Dodge	All Comm.	Mid-Large Comm.
Crude	18.9%	18.0%	18.9%
Age-Adjusted	19.3%	19.0%	19.3%



Diabetes

Fort Dodge has a crude rate of 10.3% for diagnosed diabetes among adults aged ≥ 18 years, which ranks 523rd out of 958 Iowa communities (23rd out of 31 mid-large communities). The age-adjusted rate for Fort Dodge is 9.6%, which ranks 848th out of 905 Iowa communities (24th out of 31 mid-large communities).

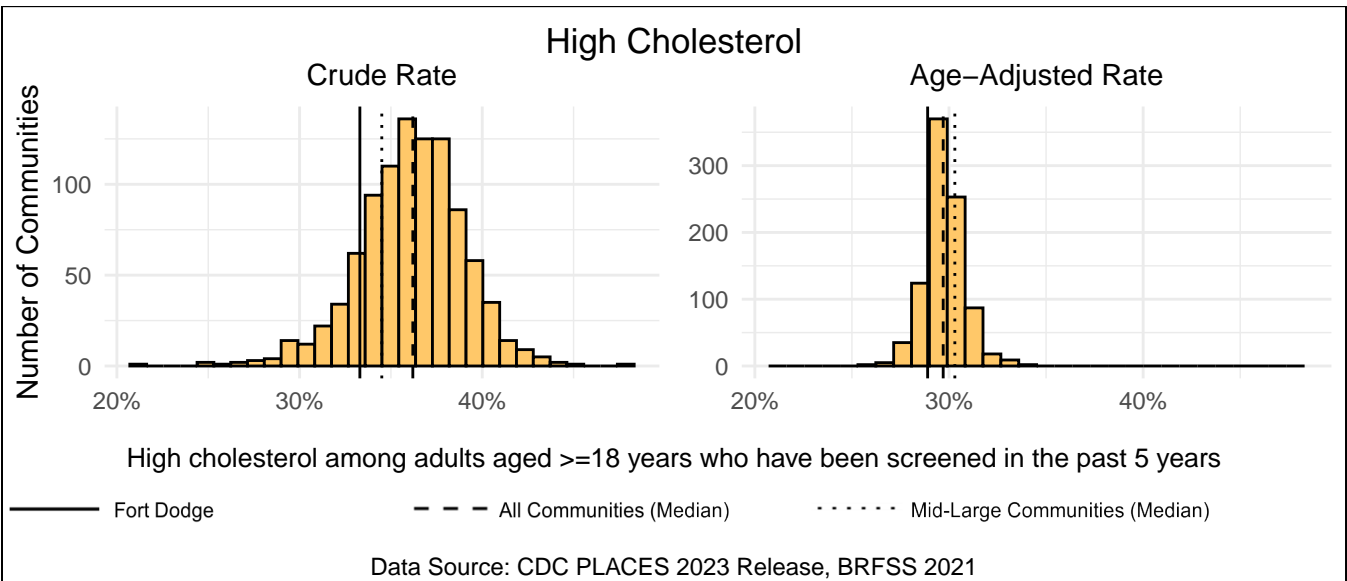
Measure Type	Fort Dodge	All Comm.	Mid-Large Comm.
Crude	10.3%	10.1%	8.4%
Age-Adjusted	9.6%	8.1%	8.1%



High Cholesterol

Fort Dodge has a crude rate of 33.3% for high cholesterol among adults aged ≥ 18 years who have been screened in the past 5 years, which ranks 135th out of 958 Iowa communities (12th out of 31 mid-large communities). The age-adjusted rate for Fort Dodge is 28.9%, which ranks 133rd out of 905 Iowa communities (5th out of 31 mid-large communities).

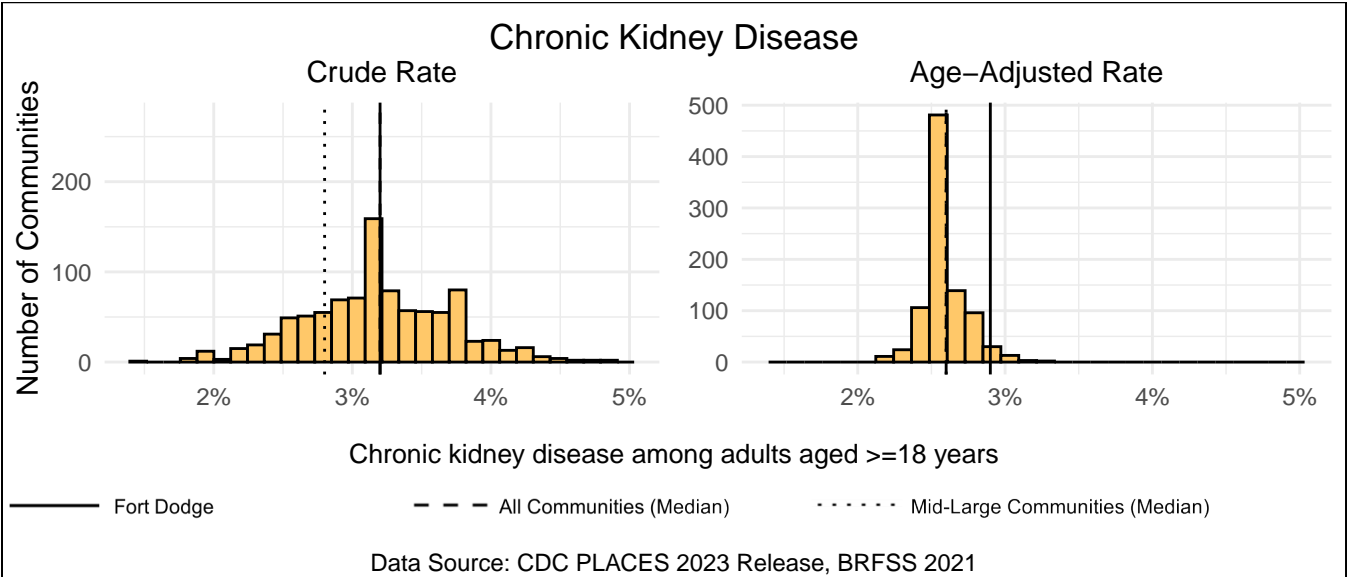
Measure Type	Fort Dodge	All Comm.	Mid-Large Comm.
Crude	33.3%	36.2%	34.5%
Age-Adjusted	28.9%	29.7%	30.3%



Chronic Kidney Disease

Fort Dodge has a crude rate of 3.2% for chronic kidney disease among adults aged ≥ 18 years, which ranks 446th out of 958 Iowa communities (21st out of 31 mid-large communities). The age-adjusted rate for Fort Dodge is 2.9%, which ranks 858th out of 905 Iowa communities (25th out of 31 mid-large communities).

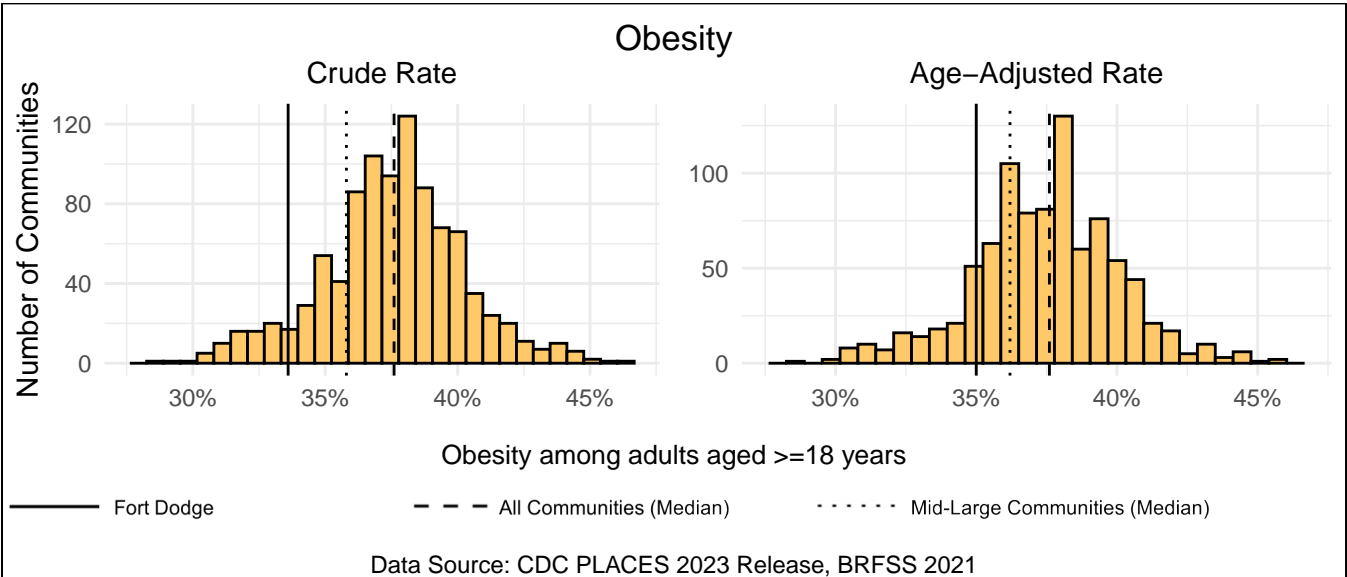
Measure Type	Fort Dodge	All Comm.	Mid-Large Comm.
Crude	3.2%	3.2%	2.8%
Age-Adjusted	2.9%	2.6%	2.6%



Obesity

Fort Dodge has a crude rate of 33.6% for obesity among adults aged ≥ 18 years, which ranks 73rd out of 958 Iowa communities (7th out of 31 mid-large communities). The age-adjusted rate for Fort Dodge is 35.0%, which ranks 119th out of 905 Iowa communities (10th out of 31 mid-large communities).

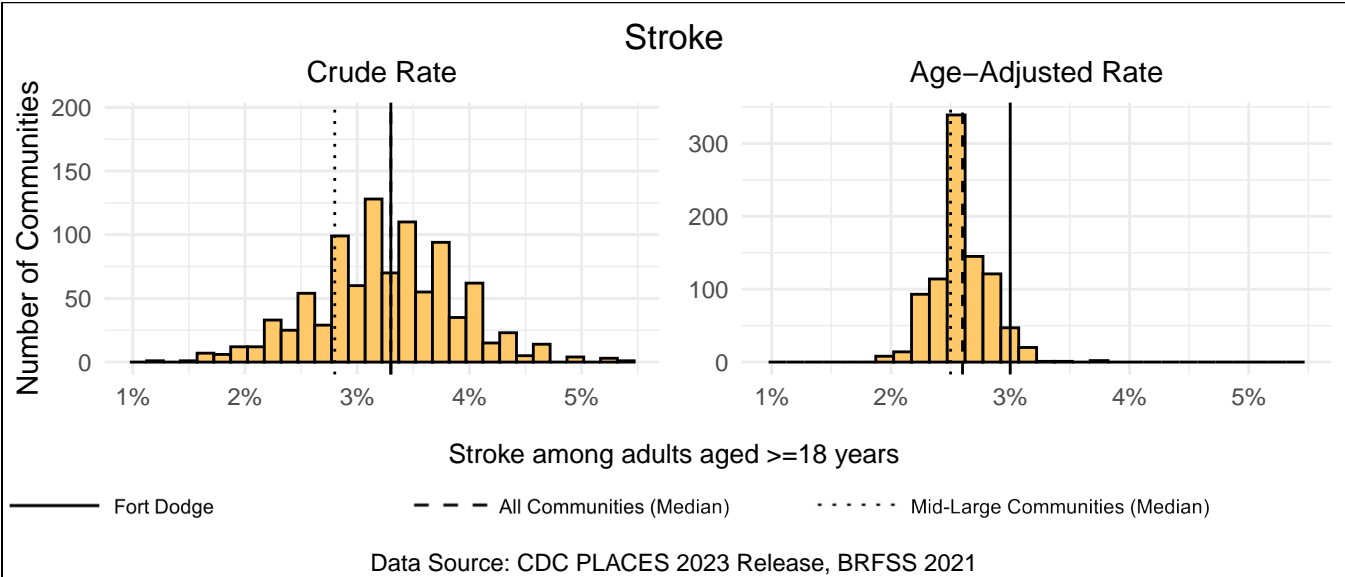
Measure Type	Fort Dodge	All Comm.	Mid-Large Comm.
Crude	33.6%	37.6%	35.8%
Age-Adjusted	35.0%	37.6%	36.2%



Stroke

Fort Dodge has a crude rate of 3.3% for stroke among adults aged ≥ 18 years, which ranks 468th out of 958 Iowa communities (21st out of 31 mid-large communities). The age-adjusted rate for Fort Dodge is 3.0%, which ranks 835th out of 905 Iowa communities (25th out of 31 mid-large communities).

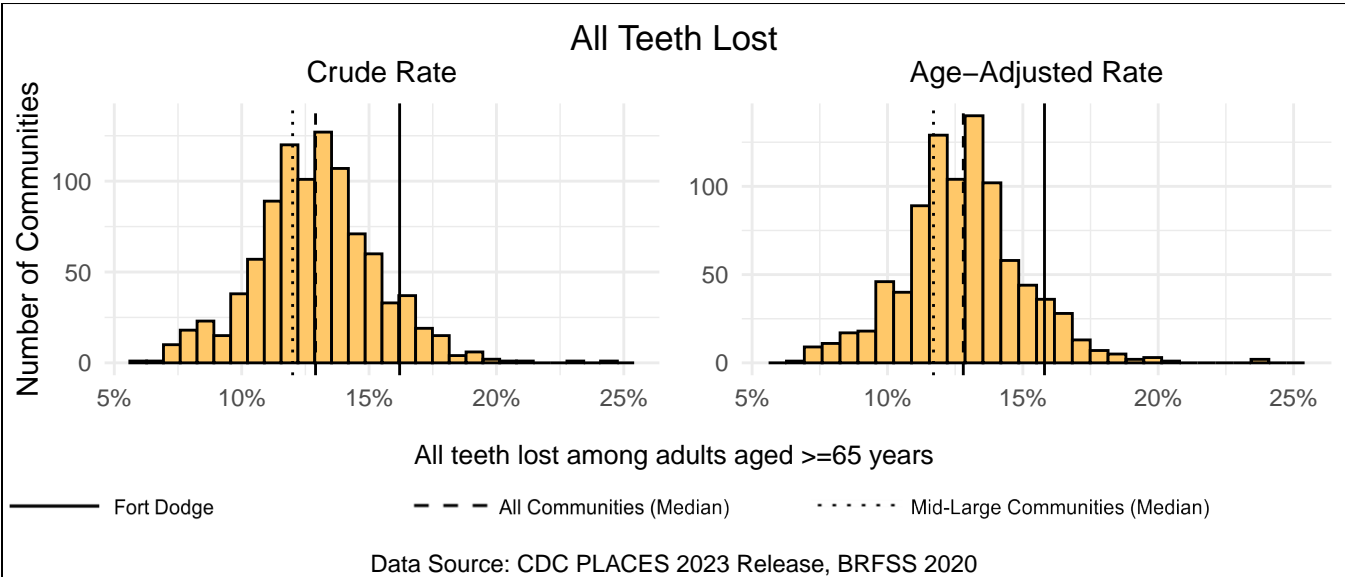
Measure Type	Fort Dodge	All Comm.	Mid-Large Comm.
Crude	3.3%	3.3%	2.8%
Age-Adjusted	3.0%	2.6%	2.5%



All Teeth Lost

Fort Dodge has a crude rate of 16.2% for all teeth lost among adults aged ≥ 65 years, which ranks 872nd out of 958 Iowa communities (28th out of 31 mid-large communities). The age-adjusted rate for Fort Dodge is 15.8%, which ranks 820th out of 905 Iowa communities (27th out of 31 mid-large communities).

Measure Type	Fort Dodge	All Comm.	Mid-Large Comm.
Crude	16.2%	12.9%	12.0%
Age-Adjusted	15.8%	12.8%	11.7%



Prevention

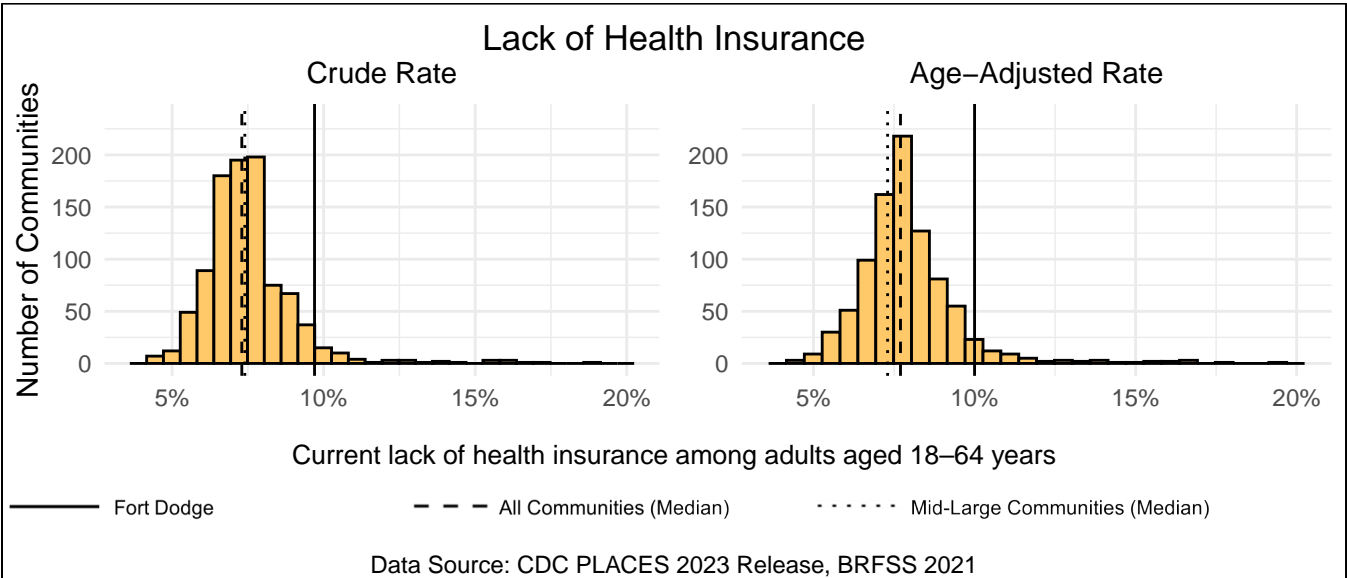
Preventive measures are another practical intervention point for public health professionals as they allow for the early detection of health conditions and improve overall treatment efficacy. This section includes a review of your community’s prevention measures, including preventive screenings and doctor visits. Besides the measure for lack of health insurance, all measures in this section are positive, where a higher rate is a strength for your community. The link below includes more information about each variable.

<https://www.cdc.gov/places/measure-definitions/prevention/index.html>

Lack of Health Insurance

Fort Dodge has a crude rate of 9.7% for current lack of health insurance among adults aged 18–64 years, which ranks 905th out of 958 Iowa communities (26th out of 31 mid-large communities). The age-adjusted rate for Fort Dodge is 10.0%, which ranks 842nd out of 905 Iowa communities (24th out of 31 mid-large communities).

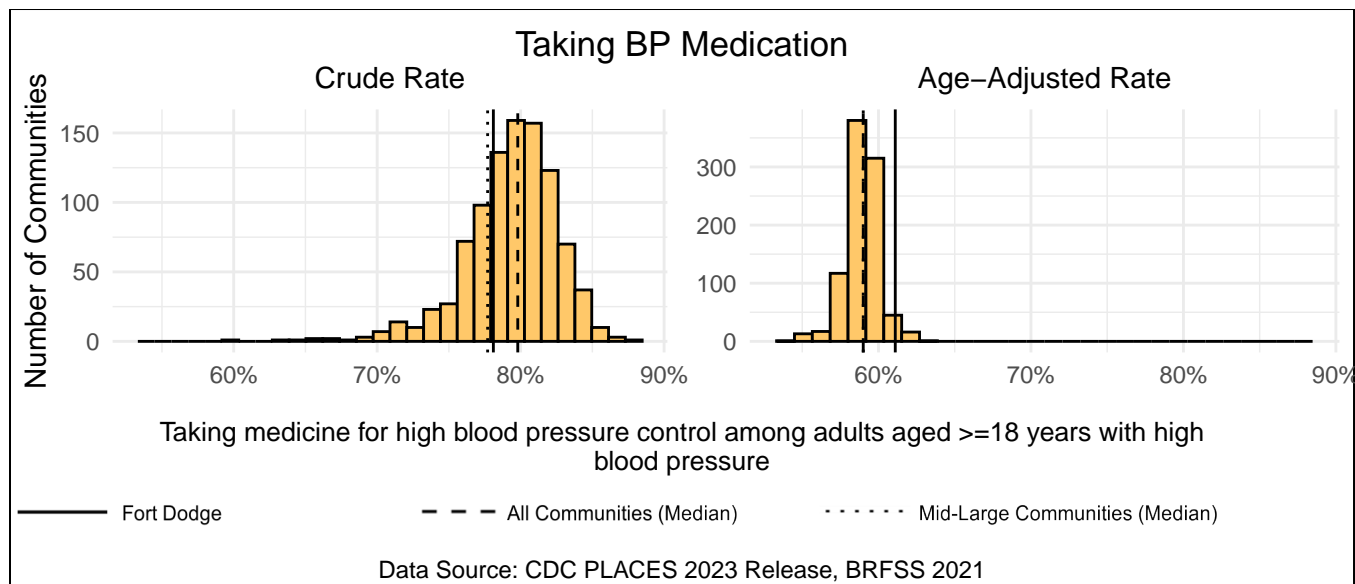
Measure Type	Fort Dodge	All Comm.	Mid-Large Comm.
Crude	9.7%	7.3%	7.4%
Age-Adjusted	10.0%	7.7%	7.3%



Taking BP Medication

Fort Dodge has a crude rate of 78.1% for taking medicine for high blood pressure control among adults aged ≥ 18 years with high blood pressure, which ranks 674th out of 958 Iowa communities (14th out of 31 mid-large communities). The age-adjusted rate for Fort Dodge is 61.1%, which ranks 28th out of 905 Iowa communities (1st out of 31 mid-large communities).

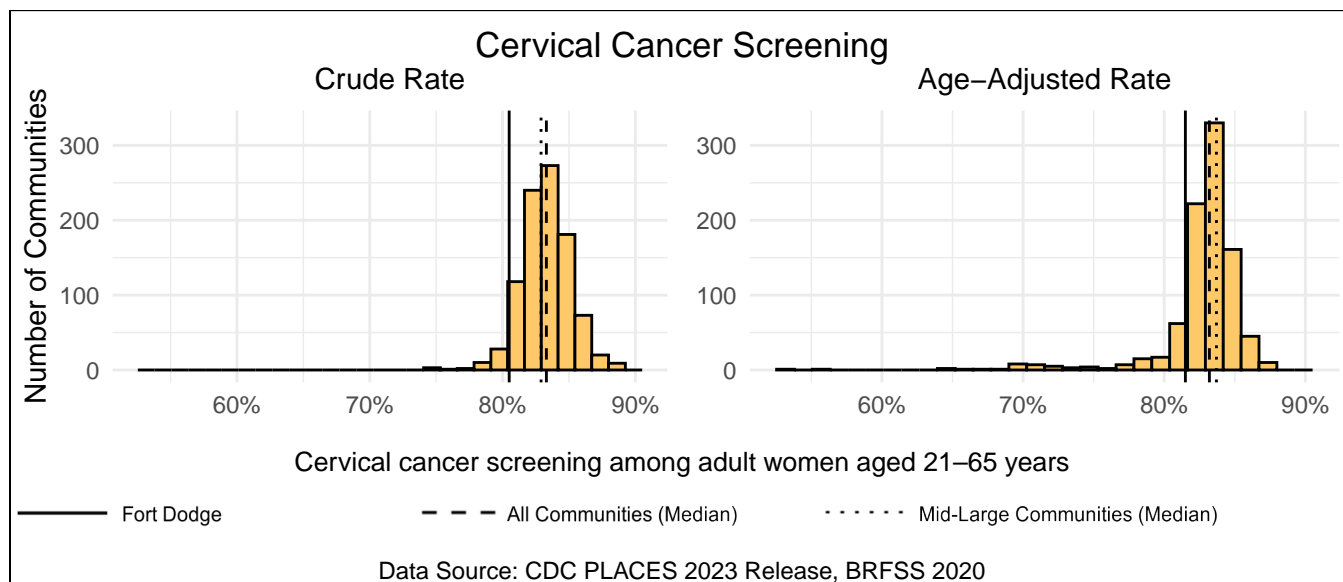
Measure Type	Fort Dodge	All Comm.	Mid-Large Comm.
Crude	78.1%	79.8%	77.7%
Age-Adjusted	61.1%	59.0%	59.0%



Cervical Cancer Screening

Fort Dodge has a crude rate of 80.5% for cervical cancer screening among adult women aged 21–65 years, which ranks 903rd out of 958 Iowa communities (26th out of 31 mid-large communities). The age-adjusted rate for Fort Dodge is 81.5%, which ranks 777th out of 905 Iowa communities (27th out of 31 mid-large communities).

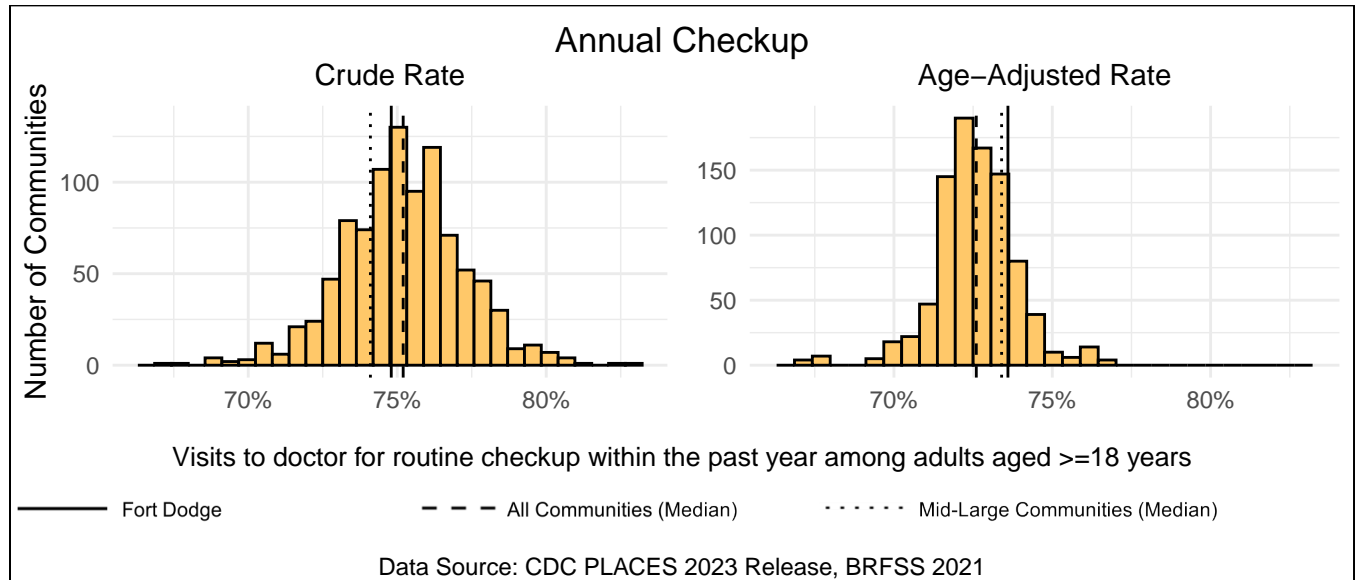
Measure Type	Fort Dodge	All Comm.	Mid-Large Comm.
Crude	80.5%	83.3%	82.9%
Age-Adjusted	81.5%	83.2%	83.7%



Annual Checkup

Fort Dodge has a crude rate of 74.8% for visits to doctor for routine checkup within the past year among adults aged ≥ 18 years, which ranks 562nd out of 958 Iowa communities (11th out of 31 mid-large communities). The age-adjusted rate for Fort Dodge is 73.6%, which ranks 154th out of 905 Iowa communities (12th out of 31 mid-large communities).

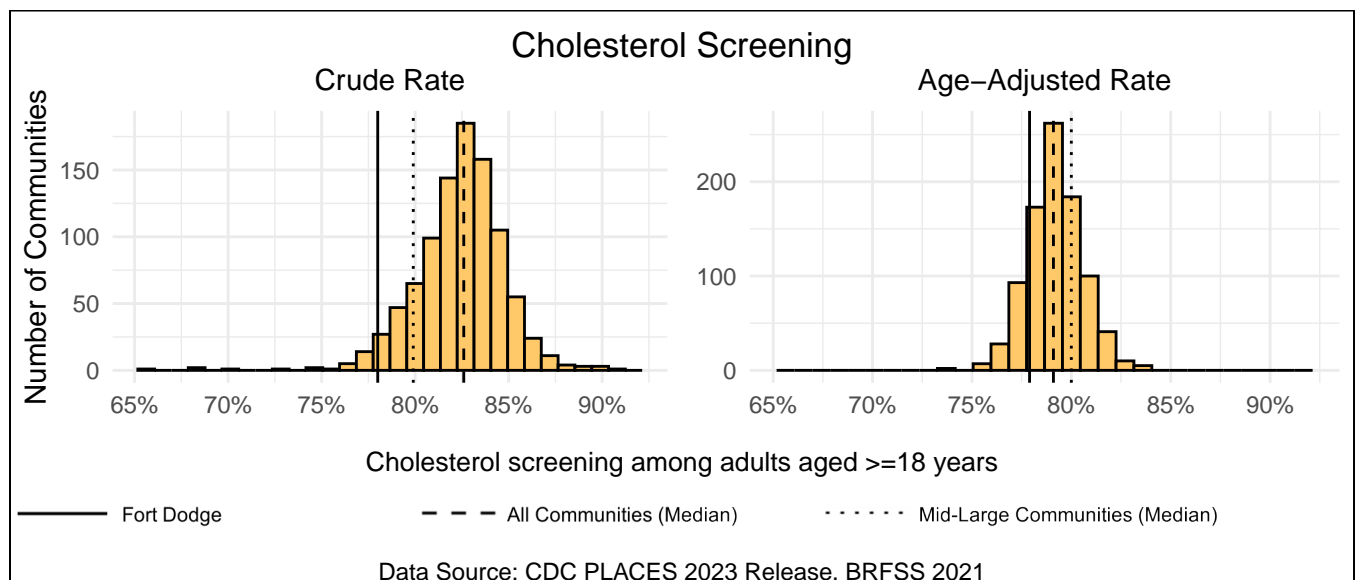
Measure Type	Fort Dodge	All Comm.	Mid-Large Comm.
Crude	74.8%	75.2%	74.1%
Age-Adjusted	73.6%	72.6%	73.4%



Cholesterol Screening

Fort Dodge has a crude rate of 78.0% for cholesterol screening among adults aged ≥ 18 years, which ranks 924th out of 958 Iowa communities (26th out of 31 mid-large communities). The age-adjusted rate for Fort Dodge is 77.9%, which ranks 747th out of 905 Iowa communities (22nd out of 31 mid-large communities).

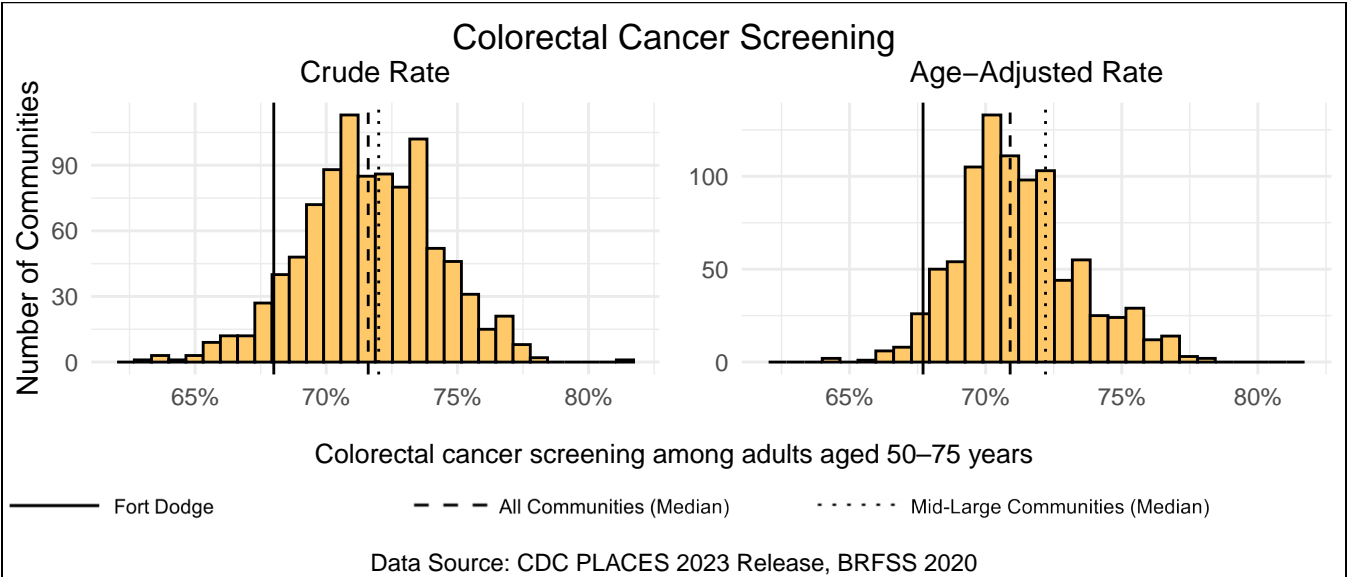
Measure Type	Fort Dodge	All Comm.	Mid-Large Comm.
Crude	78.0%	82.6%	79.9%
Age-Adjusted	77.9%	79.1%	80.0%



Colorectal Cancer Screening

Fort Dodge has a crude rate of 68.0% for colorectal cancer screening among adults aged 50–75 years, which ranks 888th out of 958 Iowa communities (28th out of 31 mid-large communities). The age-adjusted rate for Fort Dodge is 67.7%, which ranks 873rd out of 905 Iowa communities (28th out of 31 mid-large communities).

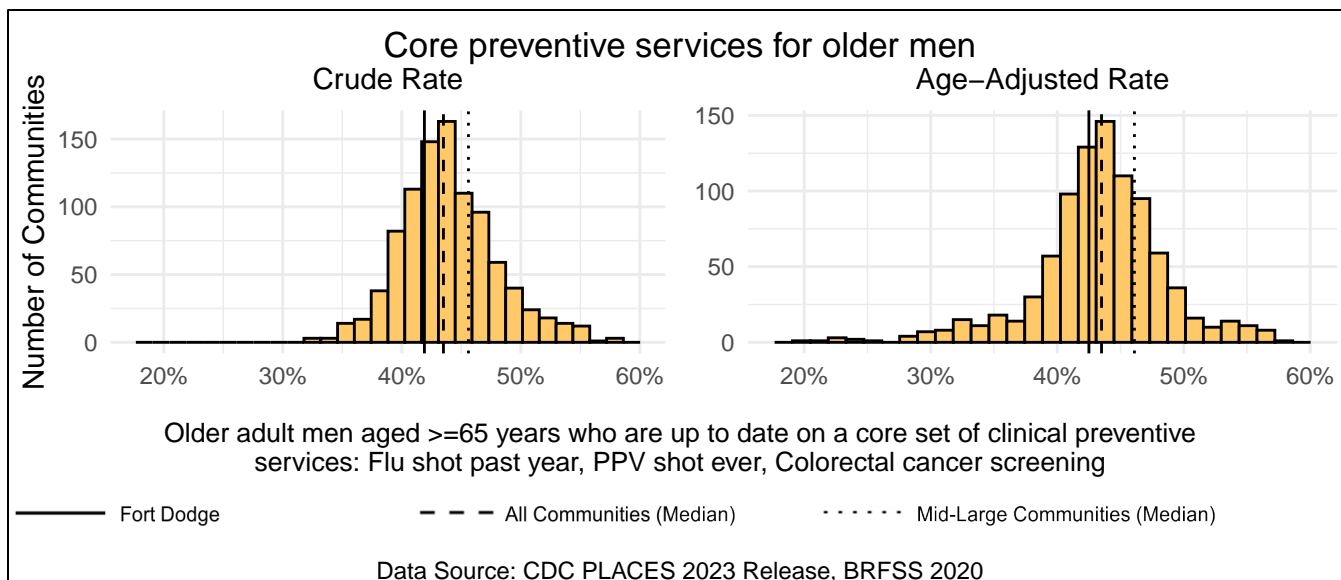
Measure Type	Fort Dodge	All Comm.	Mid-Large Comm.
Crude	68.0%	71.6%	72.0%
Age-Adjusted	67.7%	70.9%	72.2%



Core preventive services for older men

Fort Dodge has a crude rate of 41.9% for older adult men aged ≥ 65 years who are up to date on a core set of clinical preventive services: flu shot past year, ppv shot ever, colorectal cancer screening, which ranks 664th out of 958 Iowa communities (26th out of 31 mid-large communities). The age-adjusted rate for Fort Dodge is 42.5%, which ranks 549th out of 905 Iowa communities (26th out of 31 mid-large communities).

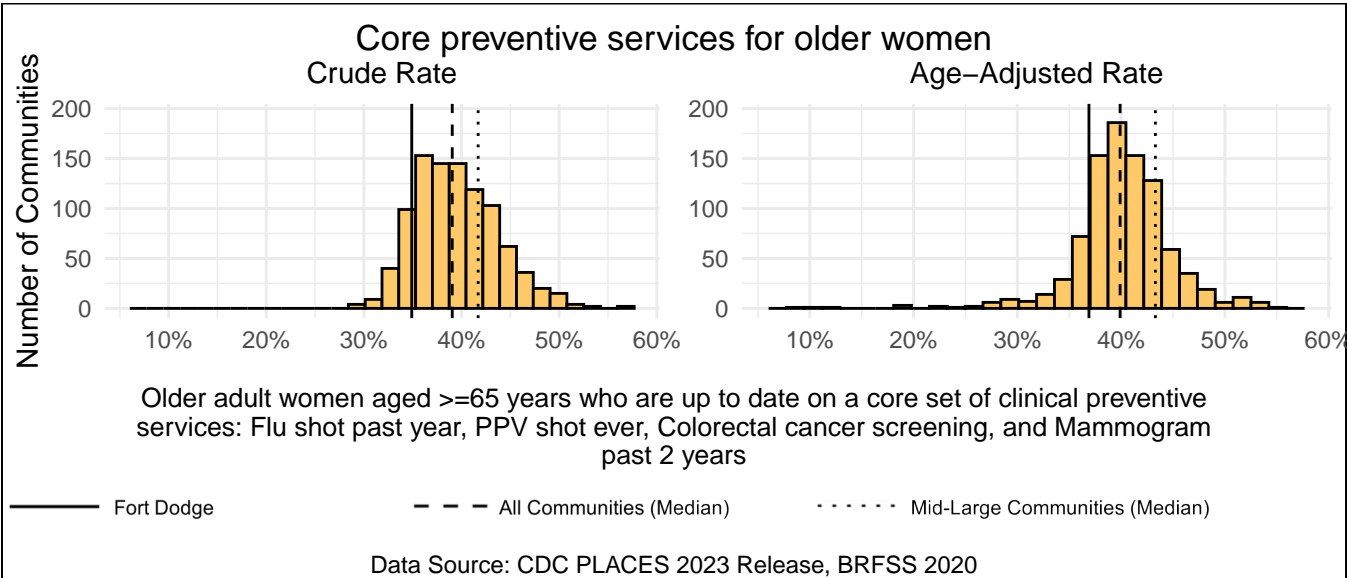
Measure Type	Fort Dodge	All Comm.	Mid-Large Comm.
Crude	41.9%	43.5%	45.6%
Age-Adjusted	42.5%	43.5%	46.1%



Core preventive services for older women

Fort Dodge has a crude rate of 34.9% for older adult women aged ≥ 65 years who are up to date on a core set of clinical preventive services: flu shot past year, ppv shot ever, colorectal cancer screening, and mammogram past 2 years, which ranks 828th out of 958 Iowa communities (27th out of 31 mid-large communities). The age-adjusted rate for Fort Dodge is 36.9%, which ranks 765th out of 905 Iowa communities (27th out of 31 mid-large communities).

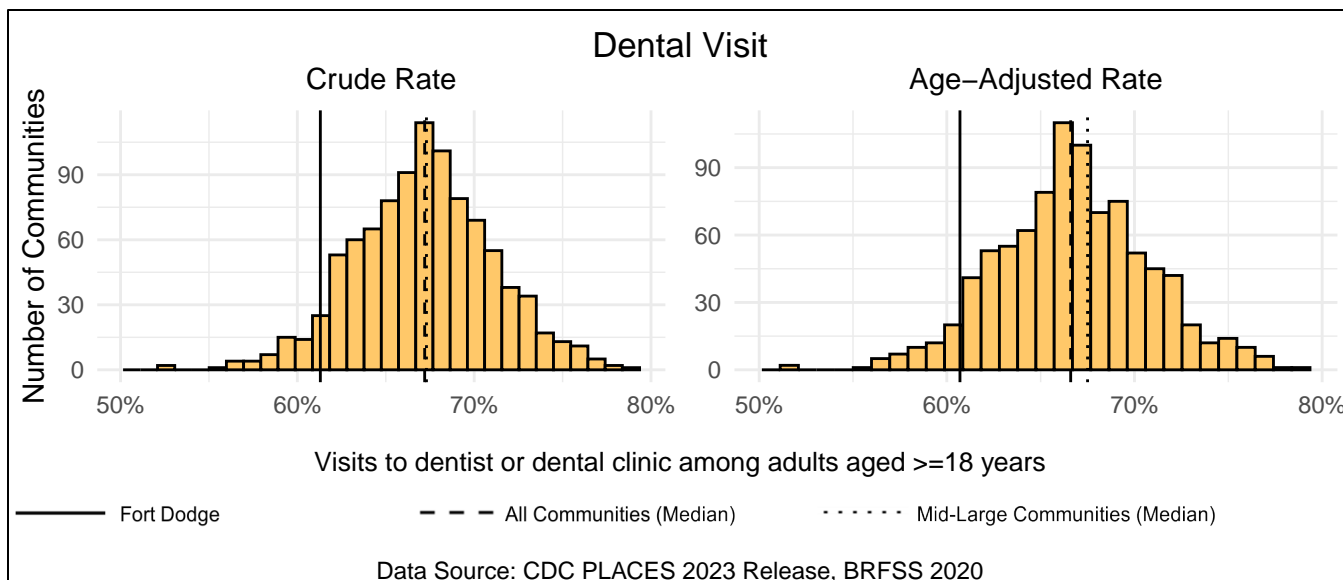
Measure Type	Fort Dodge	All Comm.	Mid-Large Comm.
Crude	34.9%	39.0%	41.7%
Age-Adjusted	36.9%	39.9%	43.3%



Dental Visit

Fort Dodge has a crude rate of 61.3% for visits to dentist or dental clinic among adults aged ≥ 18 years, which ranks 903rd out of 958 Iowa communities (25th out of 31 mid-large communities). The age-adjusted rate for Fort Dodge is 60.7%, which ranks 851st out of 905 Iowa communities (25th out of 31 mid-large communities).

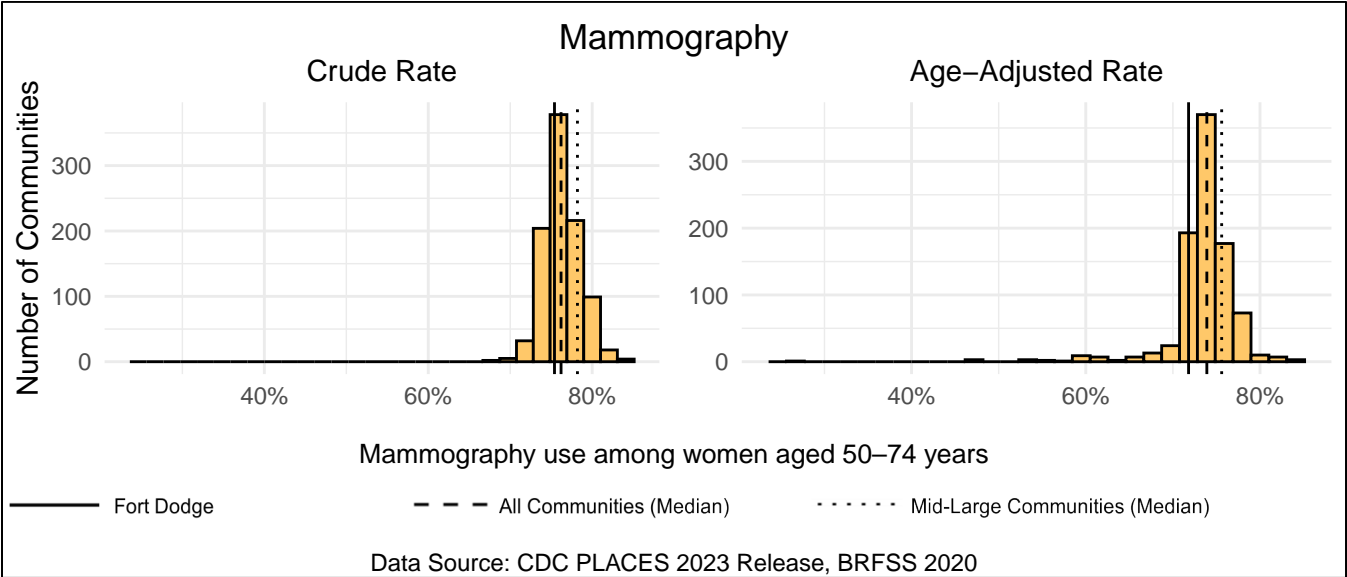
Measure Type	Fort Dodge	All Comm.	Mid-Large Comm.
Crude	61.3%	67.2%	67.3%
Age-Adjusted	60.7%	66.6%	67.5%



Mammography

Fort Dodge has a crude rate of 75.4% for mammography use among women aged 50–74 years, which ranks 624th out of 958 Iowa communities (28th out of 31 mid-large communities). The age-adjusted rate for Fort Dodge is 71.8%, which ranks 768th out of 905 Iowa communities (30th out of 31 mid-large communities).

Measure Type	Fort Dodge	All Comm.	Mid-Large Comm.
Crude	75.4%	76.2%	78.2%
Age-Adjusted	71.8%	73.9%	75.6%



Disability

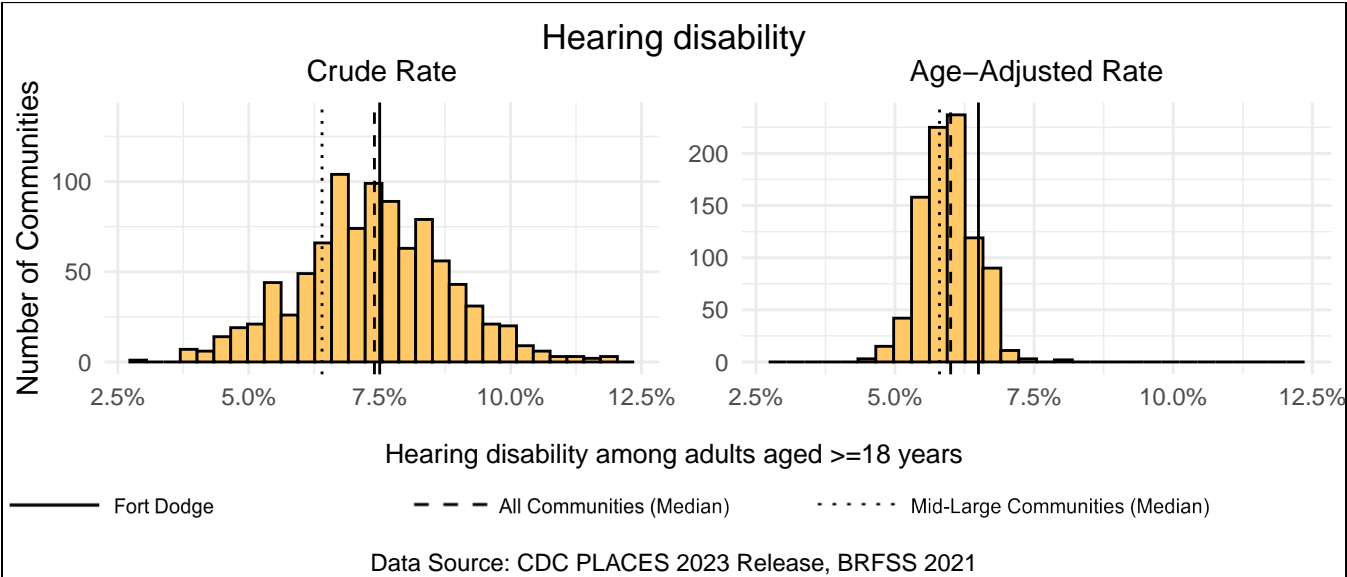
This section includes measures of physical and cognitive disabilities. Respondents were asked to report on six disabilities: hearing, vision, cognition, mobility, self-care, and independent living. The final measure reports the rate of respondents that answered yes to any of the previous six disabilities. The link below includes more information about each variable.

<https://www.cdc.gov/places/measure-definitions/unhealthy-behaviors/index.html>

Hearing disability

Fort Dodge has a crude rate of 7.5% for hearing disability among adults aged ≥ 18 years, which ranks 497th out of 958 Iowa communities (23rd out of 31 mid-large communities). The age-adjusted rate for Fort Dodge is 6.5%, which ranks 766th out of 905 Iowa communities (24th out of 31 mid-large communities).

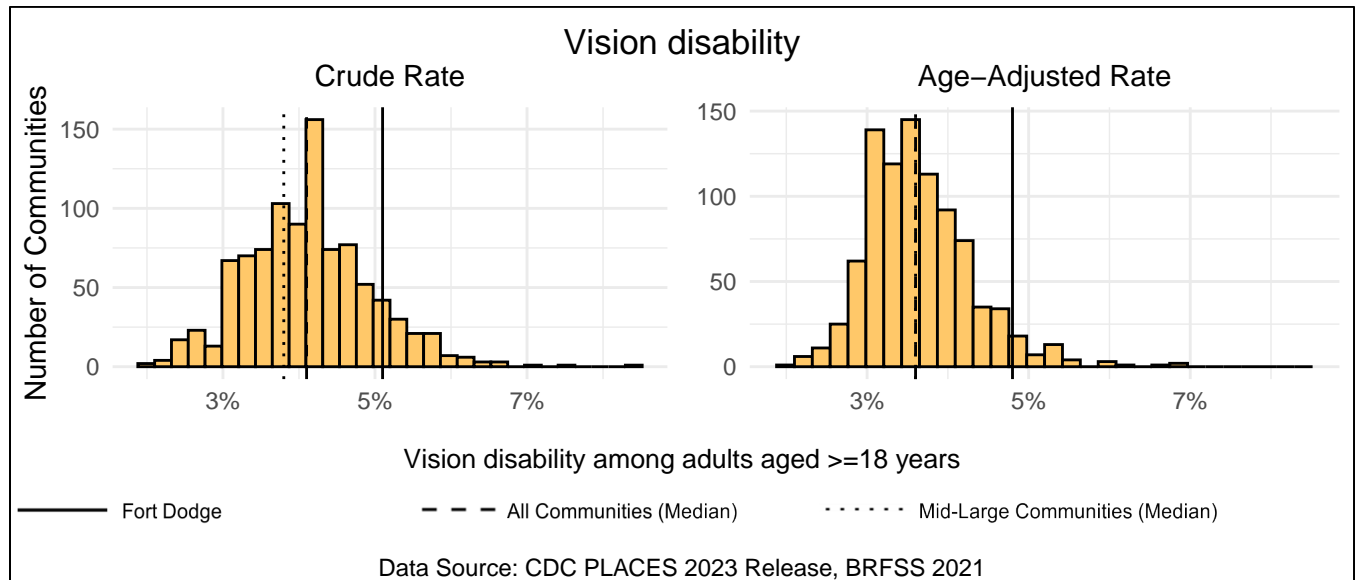
Measure Type	Fort Dodge	All Comm.	Mid-Large Comm.
Crude	7.5%	7.4%	6.4%
Age-Adjusted	6.5%	6.0%	5.8%



Vision disability

Fort Dodge has a crude rate of 5.1% for vision disability among adults aged ≥ 18 years, which ranks 844th out of 958 Iowa communities (24th out of 31 mid-large communities). The age-adjusted rate for Fort Dodge is 4.8%, which ranks 857th out of 905 Iowa communities (25th out of 31 mid-large communities).

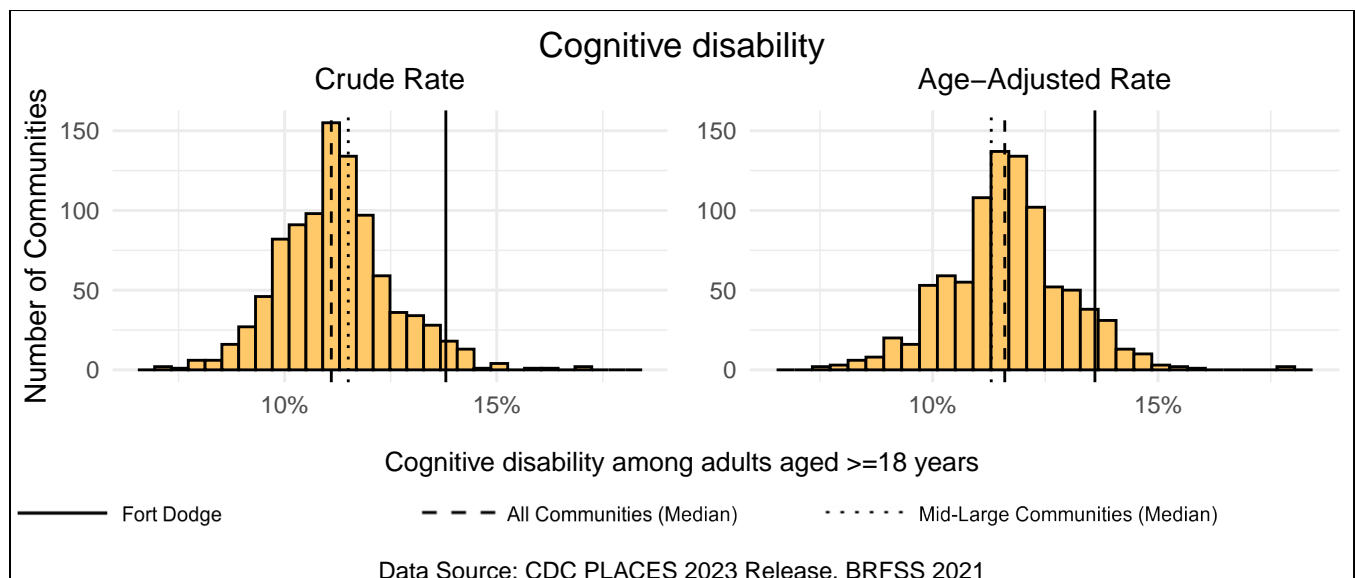
Measure Type	Fort Dodge	All Comm.	Mid-Large Comm.
Crude	5.1%	4.1%	3.8%
Age-Adjusted	4.8%	3.6%	3.6%



Cognitive disability

Fort Dodge has a crude rate of 13.8% for cognitive disability among adults aged ≥ 18 years, which ranks 924th out of 958 Iowa communities (27th out of 31 mid-large communities). The age-adjusted rate for Fort Dodge is 13.6%, which ranks 833rd out of 905 Iowa communities (27th out of 31 mid-large communities).

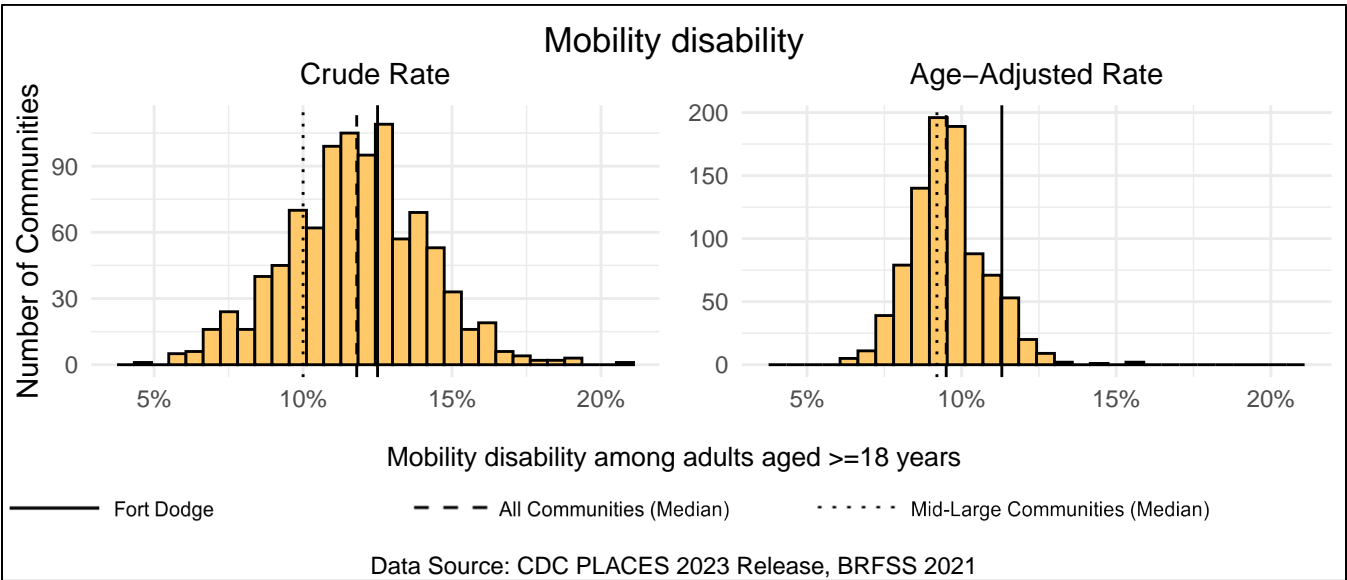
Measure Type	Fort Dodge	All Comm.	Mid-Large Comm.
Crude	13.8%	11.1%	11.5%
Age-Adjusted	13.6%	11.6%	11.3%



Mobility disability

Fort Dodge has a crude rate of 12.5% for mobility disability among adults aged ≥ 18 years, which ranks 585th out of 958 Iowa communities (22nd out of 31 mid-large communities). The age-adjusted rate for Fort Dodge is 11.3%, which ranks 819th out of 905 Iowa communities (24th out of 31 mid-large communities).

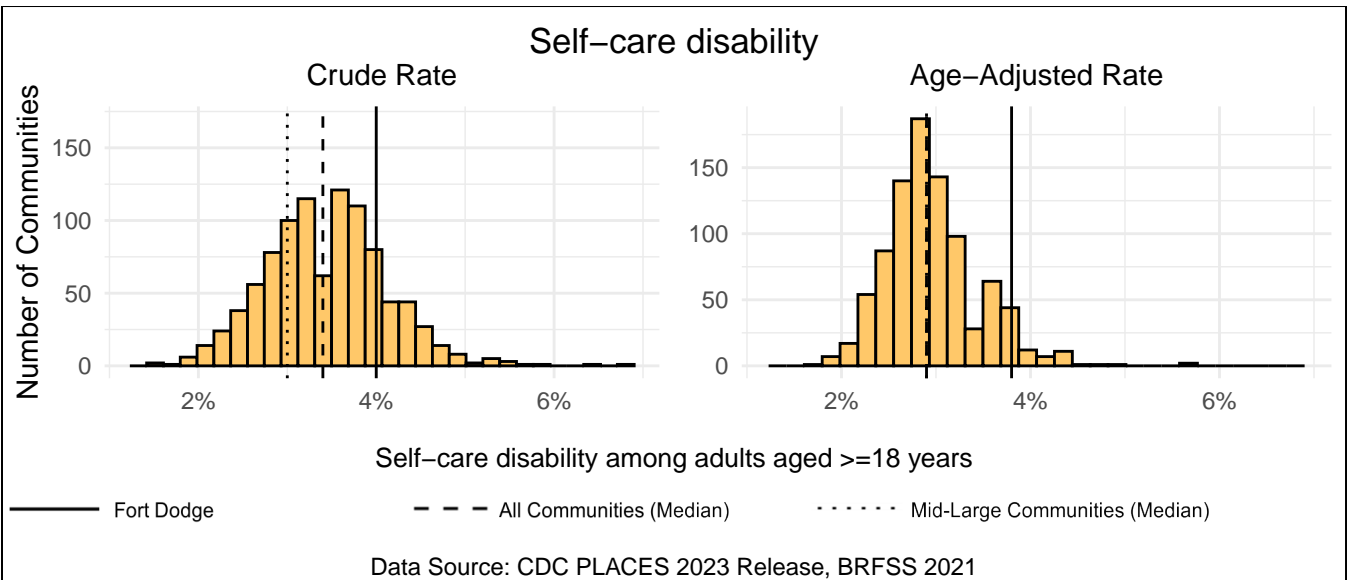
Measure Type	Fort Dodge	All Comm.	Mid-Large Comm.
Crude	12.5%	11.8%	10.0%
Age-Adjusted	11.3%	9.5%	9.2%



Self-care disability

Fort Dodge has a crude rate of 4.0% for self-care disability among adults aged ≥ 18 years, which ranks 772nd out of 958 Iowa communities (24th out of 31 mid-large communities). The age-adjusted rate for Fort Dodge is 3.8%, which ranks 839th out of 905 Iowa communities (24th out of 31 mid-large communities).

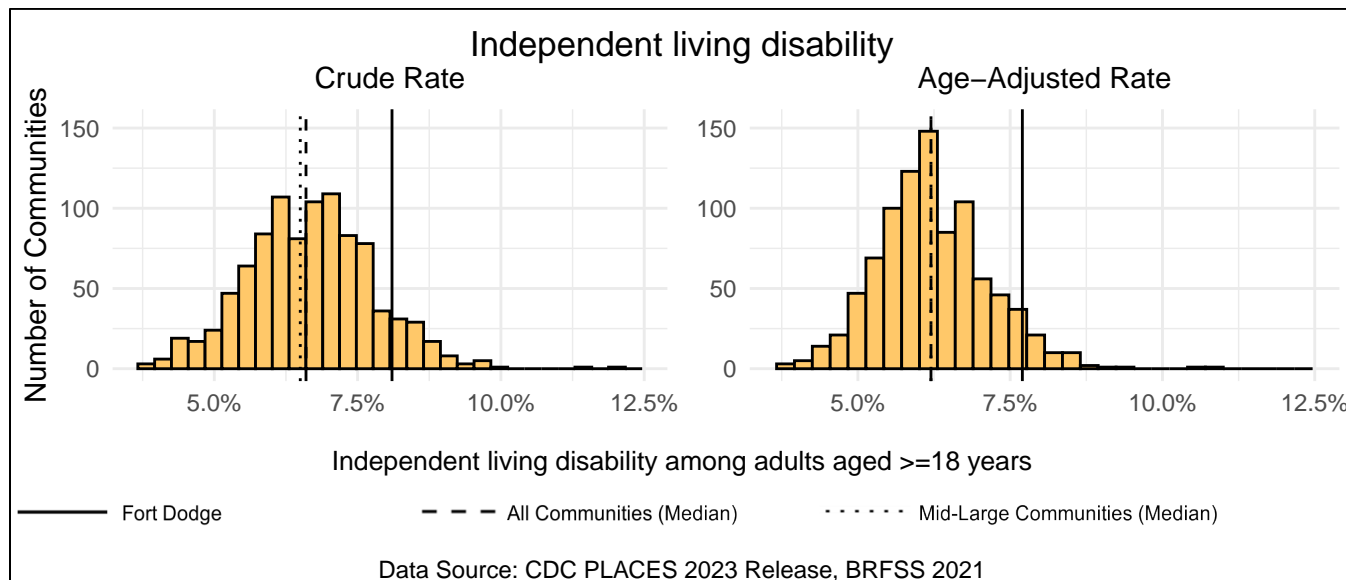
Measure Type	Fort Dodge	All Comm.	Mid-Large Comm.
Crude	4.0%	3.4%	3.0%
Age-Adjusted	3.8%	2.9%	2.9%



Independent living disability

Fort Dodge has a crude rate of 8.1% for independent living disability among adults aged ≥ 18 years, which ranks 863rd out of 958 Iowa communities (25th out of 31 mid-large communities). The age-adjusted rate for Fort Dodge is 7.7%, which ranks 844th out of 905 Iowa communities (25th out of 31 mid-large communities).

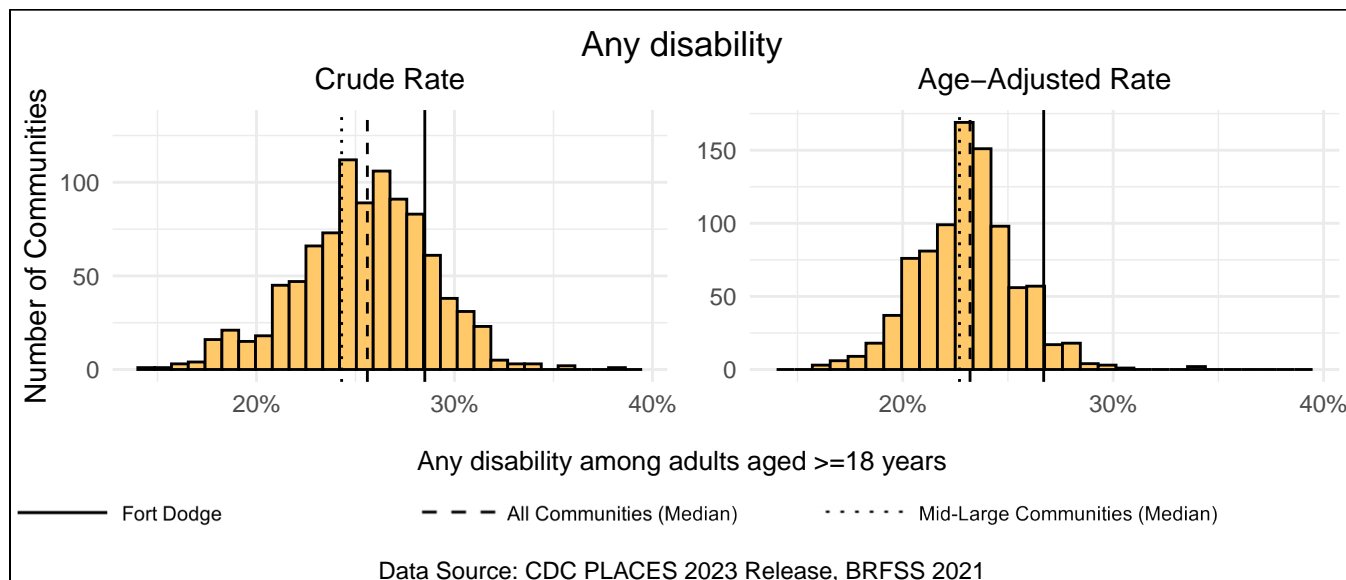
Measure Type	Fort Dodge	All Comm.	Mid-Large Comm.
Crude	8.1%	6.6%	6.5%
Age-Adjusted	7.7%	6.2%	6.2%



Any disability

Fort Dodge has a crude rate of 28.5% for any disability among adults aged ≥ 18 years, which ranks 792nd out of 958 Iowa communities (25th out of 31 mid-large communities). The age-adjusted rate for Fort Dodge is 26.7%, which ranks 854th out of 905 Iowa communities (26th out of 31 mid-large communities).

Measure Type	Fort Dodge	All Comm.	Mid-Large Comm.
Crude	28.5%	25.6%	24.3%
Age-Adjusted	26.7%	23.2%	22.7%



Appendix 1: CDC PLACES Data

This report uses a novel dataset from the Centers for Disease Control and Prevention (CDC) called PLACES: Local Data for Better Health. The PLACES dataset uses small area estimation methods to provide estimates of health measures for counties, places, census tracts, and zip code tabulation areas. The estimates are created with a multilevel statistical modeling framework that utilizes CDC's Behavioral Risk Factor Surveillance System (BRFSS), Census population counts, and American Community Survey demographic and socioeconomic data.

Relevant links for CDC PLACES can be found below:

- [PLACES Homepage](#)
- [Measure Definitions](#)
- [Methodology](#)



Appendix 2: Fort Dodge PLACES Data

Category	Health Domain	Crude Rate Rank	Crude Rate (95% CI)	Age-Adj. Rate Rank	Age-Adj. Rate (95% CI)
Health Status	Physical Health	719	11.6% (10.2% - 13.1%)	836	11.2% (9.9% - 12.7%)
Health Status	Mental Health	917	16.4% (14.4% - 18.6%)	792	16.6% (14.6% - 18.7%)
Health Status	General Health	803	16.3% (14.2% - 18.3%)	843	15.7% (13.8% - 17.7%)
Health Risk Behaviors	Sleep <7 hours	848	32.2% (31.5% - 32.9%)	852	33.3% (32.6% - 34.0%)
Health Risk Behaviors	Current Smoking	759	18.4% (15.6% - 21.3%)	808	20.1% (17.0% - 23.3%)
Health Risk Behaviors	Physical Inactivity	825	29.2% (24.9% - 33.9%)	850	28.6% (24.3% - 33.1%)
Health Risk Behaviors	Binge Drinking	572	20.1% (16.7% - 23.6%)	202	21.2% (17.7% - 24.9%)
Health Outcomes	High Cholesterol	135	33.3% (29.2% - 37.5%)	133	28.9% (24.9% - 33.2%)
Health Outcomes	Arthritis	333	26.4% (22.9% - 30.0%)	803	24.6% (21.2% - 28.2%)
Health Outcomes	Chronic Kidney Disease	446	3.2% (2.9% - 3.5%)	858	2.9% (2.6% - 3.1%)
Health Outcomes	Cancer (except skin)	223	7.2% (6.5% - 7.9%)	74	6.4% (5.8% - 7.0%)
Health Outcomes	Obesity	73	33.6% (27.2% - 40.2%)	119	35.0% (28.5% - 41.8%)
Health Outcomes	Diabetes	523	10.3% (8.9% - 11.9%)	848	9.6% (8.2% - 11.1%)
Health Outcomes	All Teeth Lost	872	16.2% (13.5% - 19.5%)	820	15.8% (13.4% - 18.6%)
Health Outcomes	High Blood Pressure	362	31.1% (27.5% - 34.9%)	817	29.4% (25.7% - 33.2%)
Health Outcomes	COPD	613	7.9% (6.9% - 9.0%)	822	7.4% (6.4% - 8.3%)
Health Outcomes	Depression	730	18.9% (15.6% - 22.4%)	527	19.3% (16.0% - 22.9%)
Health Outcomes	Current Asthma	868	9.9% (8.8% - 11.2%)	762	9.9% (8.8% - 11.2%)
Health Outcomes	Stroke	468	3.3% (3.0% - 3.7%)	835	3.0% (2.7% - 3.2%)
Health Outcomes	Coronary Heart Disease	438	6.4% (5.7% - 7.2%)	797	5.6% (5.0% - 6.2%)
Prevention	Cervical Cancer Screening	903	80.5% (79.3% - 81.7%)	777	81.5% (80.3% - 82.6%)
Prevention	Taking BP Medication	674	78.1% (75.1% - 80.8%)	28	61.1% (56.2% - 65.7%)
Prevention	Core preventive services for older women	828	34.9% (31.3% - 38.8%)	765	36.9% (33.3% - 40.7%)
Prevention	Dental Visit	903	61.3% (59.5% - 63.0%)	851	60.7% (59.1% - 62.4%)
Prevention	Annual Checkup	562	74.8% (70.2% - 79.0%)	154	73.6% (68.8% - 78.0%)

Category	Health Domain	Crude Rate Rank	Crude Rate (95% CI)	Age-Adj. Rate Rank	Age-Adj. Rate (95% CI)
Prevention	Colorectal Cancer Screening	888	68.0% (66.5% - 69.4%)	873	67.7% (66.2% - 69.1%)
Prevention	Core preventive services for older men	664	41.9% (38.0% - 45.8%)	549	42.5% (38.7% - 46.2%)
Prevention	Health Insurance	905	9.7% (8.2% - 11.4%)	842	10.0% (8.4% - 11.6%)
Prevention	Cholesterol Screening	924	78.0% (74.9% - 80.9%)	747	77.9% (74.8% - 80.9%)
Prevention	Mammography	624	75.4% (73.5% - 77.2%)	768	71.8% (69.6% - 73.7%)
Disability	Vision Disability	844	5.1% (4.6% - 5.7%)	857	4.8% (4.3% - 5.3%)
Disability	Any Disability	792	28.5% (24.8% - 32.1%)	854	26.7% (23.2% - 30.4%)
Disability	Self-care Disability	772	4.0% (3.6% - 4.5%)	839	3.8% (3.5% - 4.2%)
Disability	Hearing Disability	497	7.5% (6.7% - 8.3%)	766	6.5% (5.8% - 7.3%)
Disability	Mobility Disability	585	12.5% (10.9% - 14.1%)	819	11.3% (9.9% - 12.9%)
Disability	Cognitive Disability	924	13.8% (12.1% - 15.5%)	833	13.6% (12.0% - 15.4%)
Disability	Independent Living Disability	863	8.1% (7.2% - 9.1%)	844	7.7% (6.9% - 8.6%)

The 95% confidence interval shown in parentheses represents the range of 95% of CDC area estimates under different model assumptions using Monte Carlo simulations.

Appendix 3: Mid-Large Communities (10,000-49,999)

Fort Dodge falls into the group of mid-large communities, which have a population of 10,000-49,999. In this data, 31 communities have a population in this range. The table below lists all communities in that group, sorted by the population estimate in the CDC PLACES dataset.

Community	Population	Community	Population
Urbandale	45,591	Pleasant Hill	10,456
Marion	41,401	Waverly	10,399
Cedar Falls	40,686	Fort Madison	10,293
Bettendorf	38,997	Carroll	10,270
Marshalltown	27,511		
Mason City	27,271		
Ottumwa	25,359		
Waukeke	25,045		
Fort Dodge	24,850		
Clinton	24,524		
Burlington	23,976		
Johnston	23,856		
Muscatine	23,671		
Coralville	22,494		
North Liberty	20,393		
Altoona	20,017		
Clive	18,576		
Indianola	15,845		
Newton	15,692		
Grimes	15,402		
Norwalk	13,057		
Boone	12,482		
Oskaloosa	11,492		
Spencer	11,351		
Storm Lake	11,194		
Pella	10,556		
Le Mars	10,549		