



Iowa Community Health Snapshot Series

*275 community reports prepared for the Iowa State University
Extension and Outreach Community and Economic
Development Unit*



May 2024

By Matthew Voss & Shawn Dorius

This project was supported by funding from Iowa State University's Extension and Outreach Community and Economic Development Unit via an award from Iowa State University's Presidential Strategic Initiative Plan 2022-2031.

Iowa Community Health Snapshot Series

Table of contents

Health in Fayette: Overview	3
Strengths	3
Opportunities	4
How to Use this Report	5
Using Ames, IA as an Example	6
Health Status	7
Poor General Health	7
Poor Physical Health	8
Poor Mental Health	8
Health Risk Behaviors	9
Binge Drinking	9
Current Smoking	10
Physical Inactivity	10
Sleep <7 hours	11
Health Outcomes	12
Arthritis	12
High Blood Pressure	13
Cancer (except skin)	13
Current Asthma	14
Coronary Heart Disease	14
COPD	15
Depression	15
Diabetes	16
High Cholesterol	16
Chronic Kidney Disease	17
Obesity	17
Stroke	18
All Teeth Lost	18
Prevention	19
Lack of Health Insurance	19
Taking BP Medication	20
Cervical Cancer Screening	20
Annual Checkup	21
Cholesterol Screening	21

Colorectal Cancer Screening	22
Core preventive services for older men	22
Core preventive services for older women	24
Dental Visit	24
Mammography	26
Disability	27
Hearing disability	27
Vision disability	28
Cognitive disability	28
Mobility disability	29
Self-care disability	29
Independent living disability	30
Any disability	30
Appendix 1: CDC PLACES Data	31
Appendix 2: Fayette PLACES Data	32
Appendix 3: Small Communities (1,000-2,499)	34

Health in Fayette: Overview

Dear Community Members & Stakeholders of Fayette,

We are pleased to share the Iowa Community Health Snapshot series, a set of reports designed in partnership with Iowa State University's Community Economic Development to assess the overall landscape of health and well-being across Iowa. The following pages include the health snapshot for your community. The snapshot can be used to see how Fayette ranks across various health measures compared to the rest of the state and similarly-sized communities. This comparison allows us to identify Fayette's strengths and opportunities for growth by leveraging the Centers for Disease Control and Prevention PLACES dataset.

The report includes 37 health measures organized topically by general health status, risky behavior, health outcomes, prevention, and disability. We provide a general overview of each health topic, followed by a description of each health measure. Health measure descriptions include crude and age-adjusted rates and a ranking that tells you how your community ranks compared to all Iowa communities and communities of similar size to Fayette. Crude rates tell you the raw, un-adjusted percent of the population experiencing the health measure. Age-adjusted rates account for the age distribution present in your community and presents what the rate would be if your community had a standard age distribution. Crude rates can provide a general comparison between communities and age-adjusted rates can give a fairer comparison between communities with different age structures.

Strengths

Take a look at the top strengths of your community! Below are unadjusted and age-adjusted health measures that represent your community's strengths. We recommend using continued investment in these areas to maintain them as strengths, as well as building on them to improve in other health domains.

Crude			Age-Adjusted		
Health Domain	Statewide Community Rank	Small Community Rank	Health Domain	Statewide Community Rank	Small Community Rank
Arthritis	8th	2nd	Taking BP Medication	30th	5th
High Cholesterol	9th	3rd	Binge Drinking	68th	5th
Cancer (except skin)	14th	3rd	Sleep <7 hours	265th	43rd
High Blood Pressure	17th	6th	Core preventive services for older men	296th	56th
Diabetes	31st	9th	Annual Checkup	333rd	52nd

Opportunities

Below are health measures that represent potential areas for growth in your community. We recommend increasing investment in these areas to support community health and well-being.

Crude			Age-Adjusted		
Health Domain	Statewide Community Rank	Small Community Rank	Health Domain	Statewide Community Rank	Small Community Rank
Cervical Cancer Screening	956th	137th	High Blood Pressure	878th	137th
Mental Health	956th	138th	Obesity	865th	137th
Cholesterol Screening	956th	138th	Dental Visit	842nd	134th
Cognitive Disability	951st	137th	Diabetes	839th	133rd
Core preventive services for older women	934th	137th	Physical Inactivity	819th	132nd

Please review the rest of the report to learn more about your community and reach out to us with questions about the report or for recommendations to improve the overall health and well-being in Fayette.

Sincerely,



Shawn F. Dorius, PhD
Iowa State University
Public Science Collaborative



IOWA STATE UNIVERSITY
Extension and Outreach
Community and Economic Development

This project was supported by funding from Iowa State University's Extension and Outreach Community and Economic Development Unit, via an award from Iowa State University's Presidential Strategic Initiative Plan 2022-2031.

How to Use this Report

The purpose of the Iowa Community Health Snapshot Series is to provide an overview of health in Fayette that can be used to help inform health-related interventions and programming. This report contains five sections, including the overall health status of Fayette, a review of risky behaviors in the community, and information on various health outcomes, prevention measures, and disability needs. Each section includes an overview of the health domain, a breakdown of its underlying health measures, and data to see how Fayette compares to the rest of the state and similarly-sized communities.

With a population of 1,179, Fayette’s similarly sized communities are defined as small communities. In Iowa, small communities have an average population of 1,553, and there are 138 communities that are considered small communities. To see all of the communities in this population group, please see Appendix 3 of this report.

Group	Population Range	Number of Communities
Large	50,000+	11
Mid-Large	10,000-49,999	31
Midsized	2,500-9,999	102
Small	1,000-2,499	138
Very Small	0-999	676
Total		958

Using Ames, IA as an Example

The graphic below is an example of the details included for each health measure. The table in the upper right shows your community’s crude and age-adjusted rate estimates alongside their averages across all Iowa communities and similarly-sized communities. The images below show the distribution of the health measure across communities. The vertical lines correspond with the values in the table to show the estimate for the specific community compared to communities across the state. The solid black line in each plot represents the community rate, with the dashed lines indicating the average rate for all Iowa communities and the dotted lines showing the average rate for similarly-sized communities.



The example graphic above displays the poor mental health rate in Ames, Iowa. The left plot shows the crude rate of poor mental health in the community. Crude rates are the raw, un-adjusted percent of the population experiencing the health measure. Notice how the solid black line is closer to the right of the plot than the dashed and dotted lines; this indicates that Ames has a higher crude rate of poor mental health than most communities in the state. However, the age-adjusted rate plot on the right shows the solid line closer to the peak of the distribution and averages for the state and similarly-sized communities, indicating that when accounting for Ames’s unique age distribution, Ames’s poor mental health rate is not a significant outlier, and is estimated to be lower than the statewide average. Accounting for crude and age-adjusted rates is critical to help inform health interventions as age-adjusted rates can help contextualize the health measure within the population.

Health Status

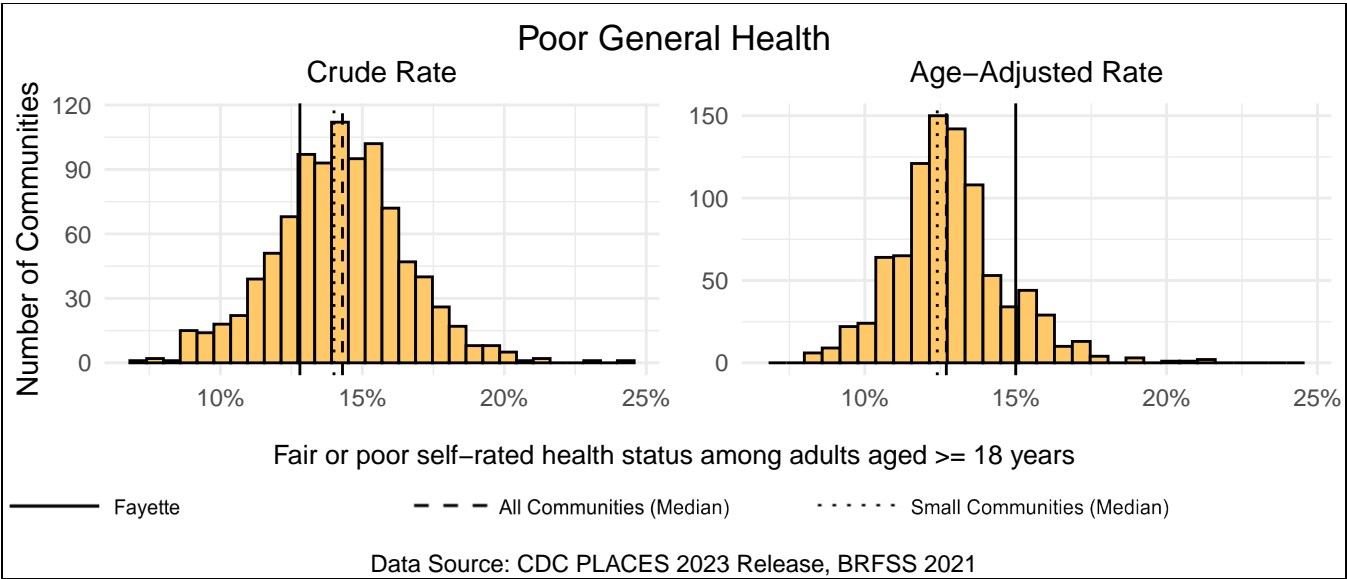
This section reflects measures for overall health, including general, physical, and mental health. These measures are a valuable way to see a simple summary of the health of a country’s population. The questions to calculate these measures ask respondents to evaluate their health status. General health is evaluated on a 5-point scale where respondents can report their health status as one of “excellent,” “very good,” “good,” “fair,” or “poor,” from which the respondents who answer “fair” or “poor” are included in the measure. Physical and mental health are evaluated as the rate of respondents who say they have had 14 or more days in the last 30 days in which their physical or mental health was not good. The URL below includes more information about each variable.

<https://www.cdc.gov/places/measure-definitions/health-status/index.html>

Poor General Health

Fayette has a crude rate of 12.8% for fair or poor self-rated health status among adults aged ≥ 18 years, which ranks 232nd out of 958 Iowa communities (39th out of 138 small communities). The age-adjusted rate for Fayette is 15.0%, which ranks 795th out of 905 Iowa communities (128th out of 138 small communities).

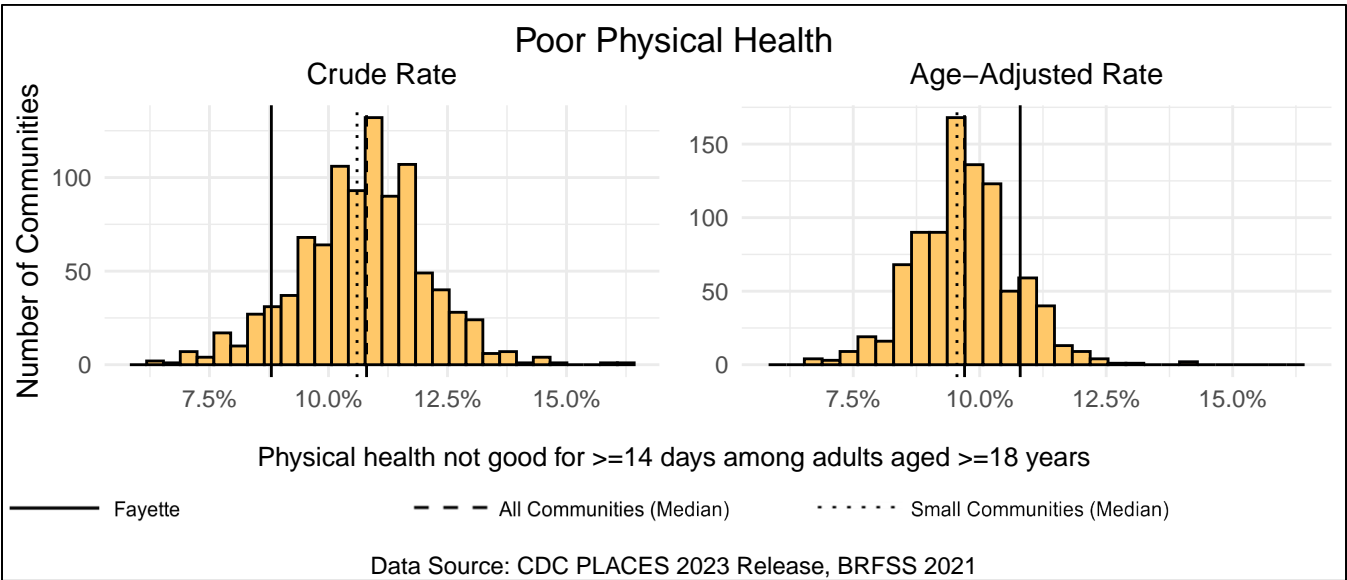
Measure Type	Fayette	All Comm.	Small Comm.
Crude	12.8%	14.3%	14.0%
Age-Adjusted	15.0%	12.7%	12.4%



Poor Physical Health

Fayette has a crude rate of 8.8% for physical health not good for >=14 days among adults aged >=18 years, which ranks 76th out of 958 Iowa communities (17th out of 138 small communities). The age-adjusted rate for Fayette is 10.8%, which ranks 777th out of 905 Iowa communities (126th out of 138 small communities).

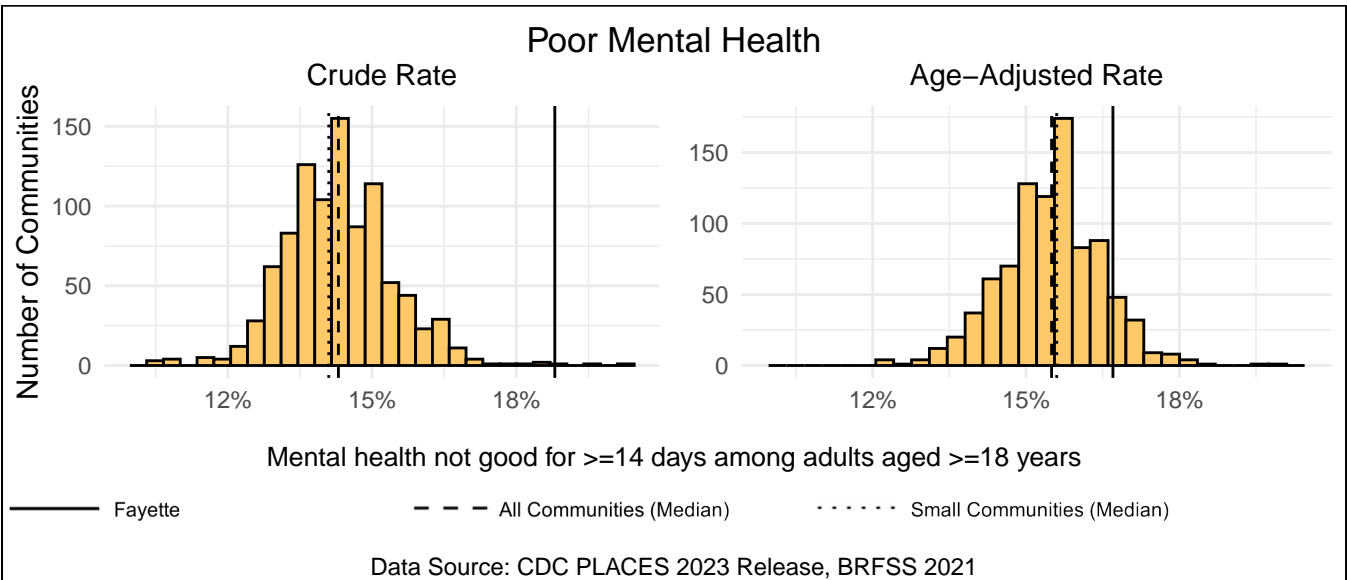
Measure Type	Fayette	All Comm.	Small Comm.
Crude	8.8%	10.8%	10.6%
Age-Adjusted	10.8%	9.7%	9.6%



Poor Mental Health

Fayette has a crude rate of 18.8% for mental health not good for >=14 days among adults aged >=18 years, which ranks 956th out of 958 Iowa communities (138th out of 138 small communities). The age-adjusted rate for Fayette is 16.7%, which ranks 802nd out of 905 Iowa communities (129th out of 138 small communities).

Measure Type	Fayette	All Comm.	Small Comm.
Crude	18.8%	14.3%	14.1%
Age-Adjusted	16.7%	15.5%	15.6%



Health Risk Behaviors

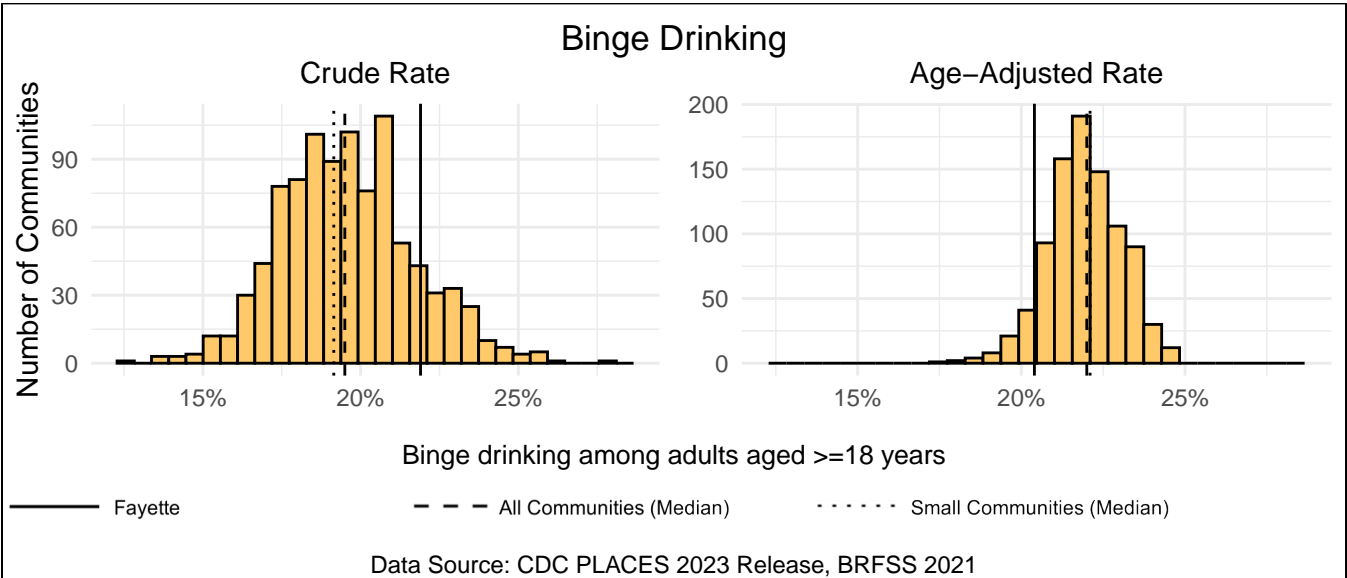
Health risk measures are measures of individual behaviors that can lead to poor health outcomes. These include binge drinking, current smoking, physical inactivity, and getting less than seven hours of nightly sleep. Risk behaviors are the most critical intervention points as they can help save lives and drastically improve health outcomes later in life. Each measure is calculated as the rate of respondents participating in a high level of risk behavior. The exact cutoff points for the behavior depend on the health area. The link below includes more information about each variable.

<https://www.cdc.gov/places/measure-definitions/unhealthy-behaviors/index.html>

Binge Drinking

Fayette has a crude rate of 21.9% for binge drinking among adults aged ≥ 18 years, which ranks 820th out of 958 Iowa communities (120th out of 138 small communities). The age-adjusted rate for Fayette is 20.4%, which ranks 68th out of 905 Iowa communities (5th out of 138 small communities).

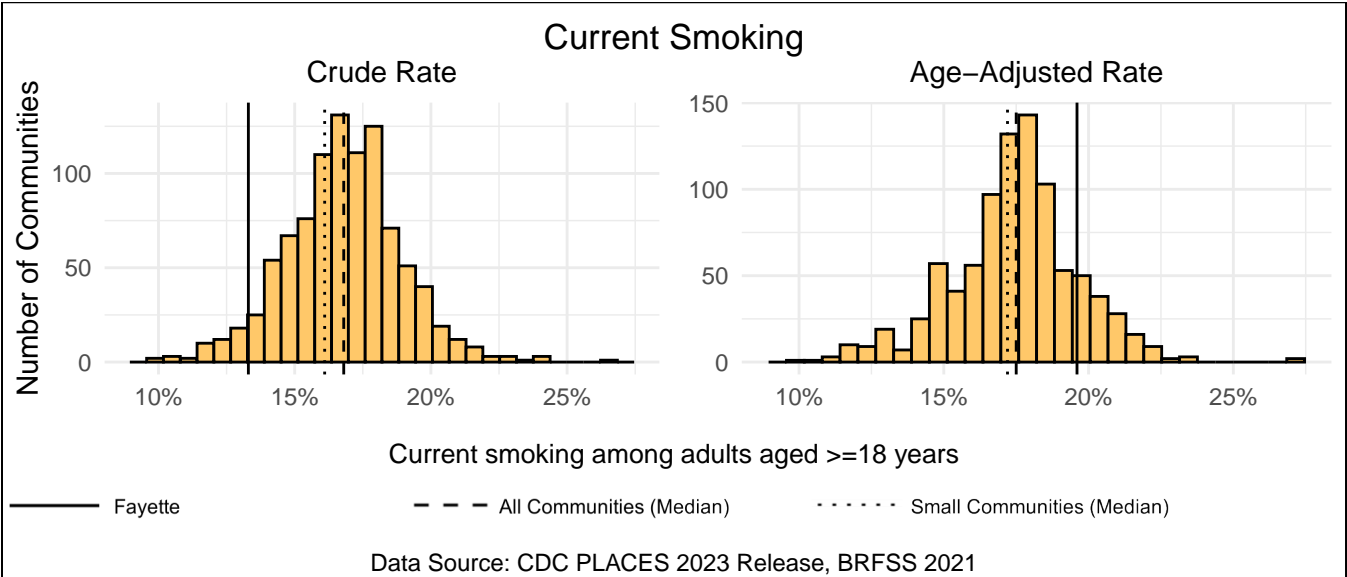
Measure Type	Fayette	All Comm.	Small Comm.
Crude	21.9%	19.5%	19.1%
Age-Adjusted	20.4%	22.0%	22.1%



Current Smoking

Fayette has a crude rate of 13.3% for current smoking among adults aged >=18 years, which ranks 48th out of 958 Iowa communities (8th out of 138 small communities). The age-adjusted rate for Fayette is 19.6%, which ranks 765th out of 905 Iowa communities (124th out of 138 small communities).

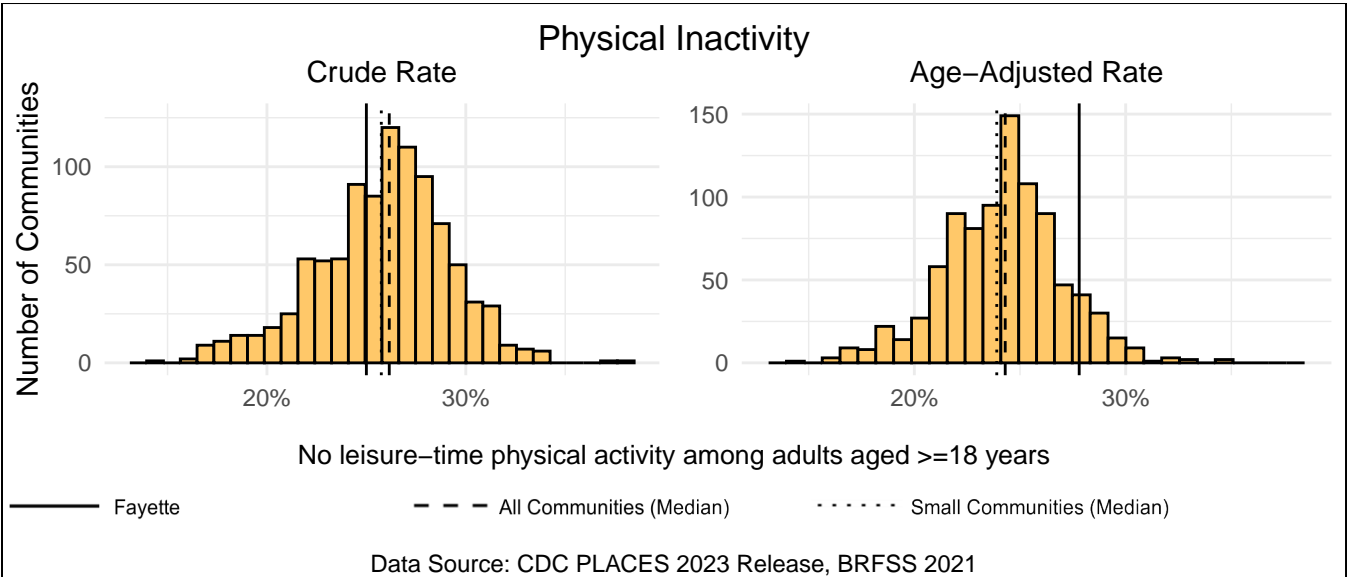
Measure Type	Fayette	All Comm.	Small Comm.
Crude	13.3%	16.8%	16.1%
Age-Adjusted	19.6%	17.5%	17.2%



Physical Inactivity

Fayette has a crude rate of 25.0% for no leisure-time physical activity among adults aged >=18 years, which ranks 344th out of 958 Iowa communities (55th out of 138 small communities). The age-adjusted rate for Fayette is 27.8%, which ranks 819th out of 905 Iowa communities (132nd out of 138 small communities).

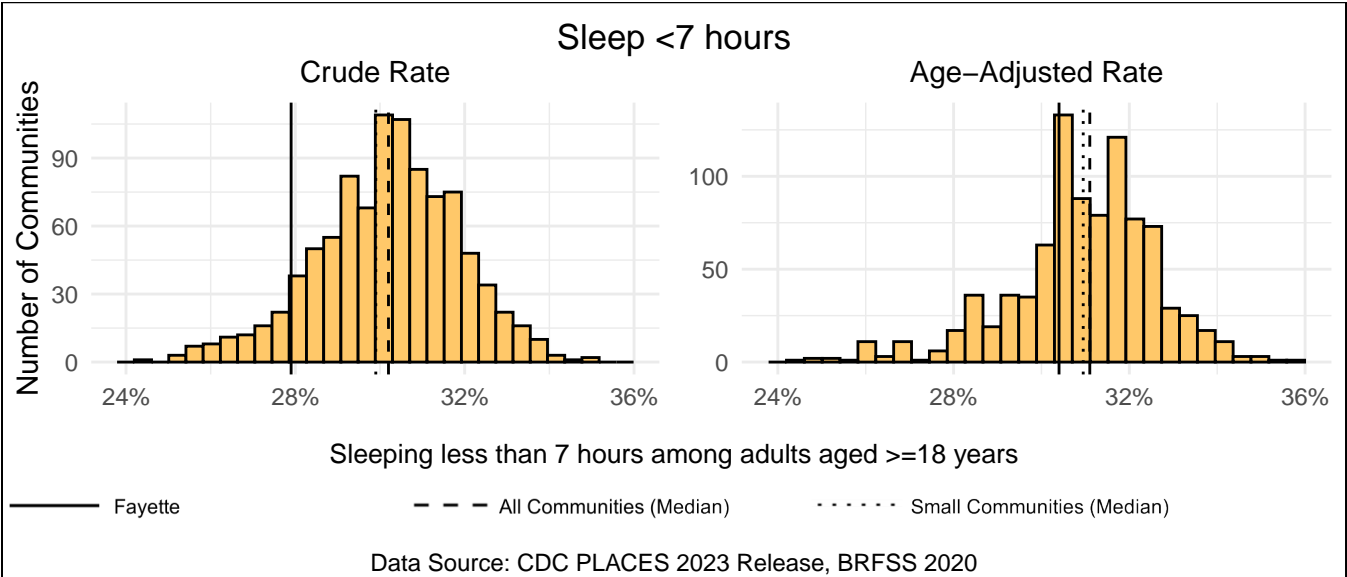
Measure Type	Fayette	All Comm.	Small Comm.
Crude	25.0%	26.1%	25.8%
Age-Adjusted	27.8%	24.3%	23.9%



Sleep <7 hours

Fayette has a crude rate of 27.9% for sleeping less than 7 hours among adults aged ≥ 18 years, which ranks 81st out of 958 Iowa communities (16th out of 138 small communities). The age-adjusted rate for Fayette is 30.4%, which ranks 265th out of 905 Iowa communities (43rd out of 138 small communities).

Measure Type	Fayette	All Comm.	Small Comm.
Crude	27.9%	30.2%	29.9%
Age-Adjusted	30.4%	31.1%	31.0%



Health Outcomes

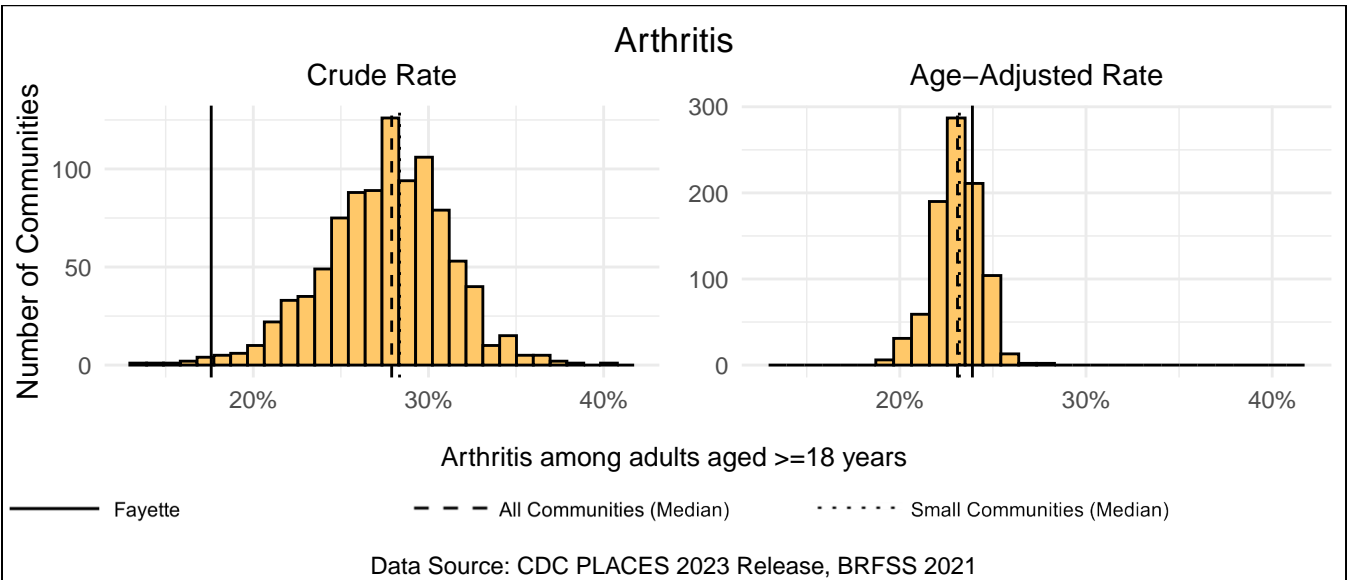
This section includes measures about specific health outcomes such as chronic illness, mental health conditions, and risk factors for future disease. Health outcome measures include but are not limited to arthritis, high blood pressure, cancer, depression, and obesity. Each measure is the percentage of respondents reporting receiving the diagnosis by a doctor, nurse, or other health professional. The link below includes more information about each variable.

<https://www.cdc.gov/places/measure-definitions/health-outcomes/index.html>

Arthritis

Fayette has a crude rate of 17.6% for arthritis among adults aged ≥ 18 years, which ranks 8th out of 958 Iowa communities (2nd out of 138 small communities). The age-adjusted rate for Fayette is 23.9%, which ranks 652nd out of 905 Iowa communities (101st out of 138 small communities).

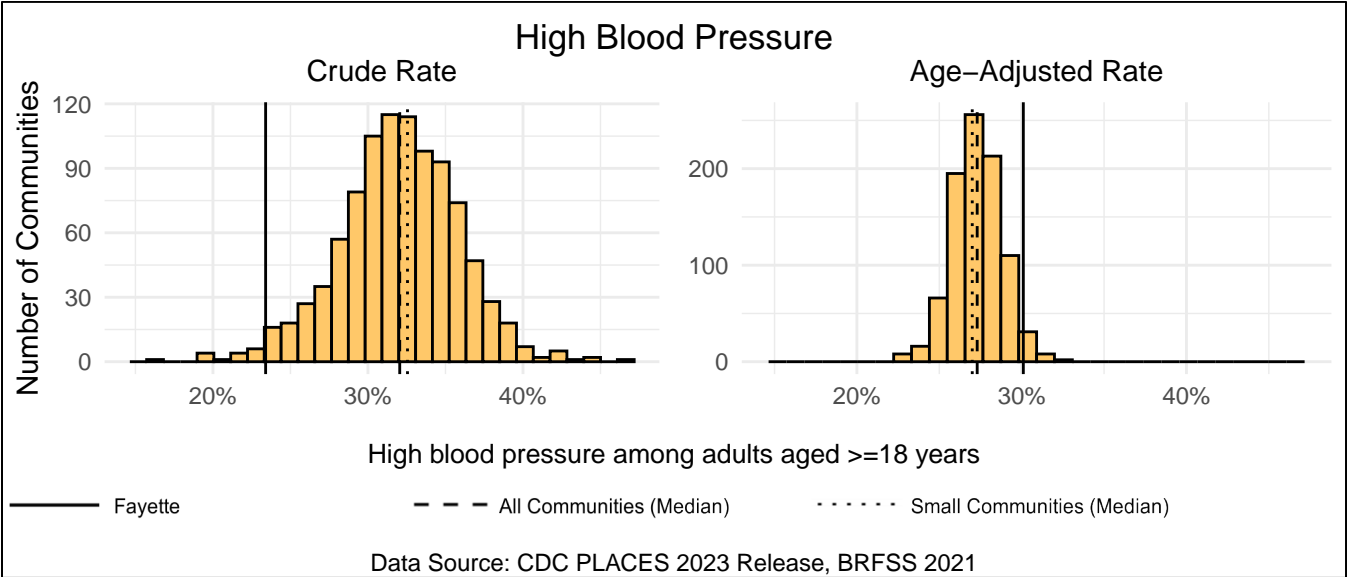
Measure Type	Fayette	All Comm.	Small Comm.
Crude	17.6%	27.9%	28.4%
Age-Adjusted	23.9%	23.1%	23.2%



High Blood Pressure

Fayette has a crude rate of 23.4% for high blood pressure among adults aged ≥ 18 years, which ranks 17th out of 958 Iowa communities (6th out of 138 small communities). The age-adjusted rate for Fayette is 30.1%, which ranks 878th out of 905 Iowa communities (137th out of 138 small communities).

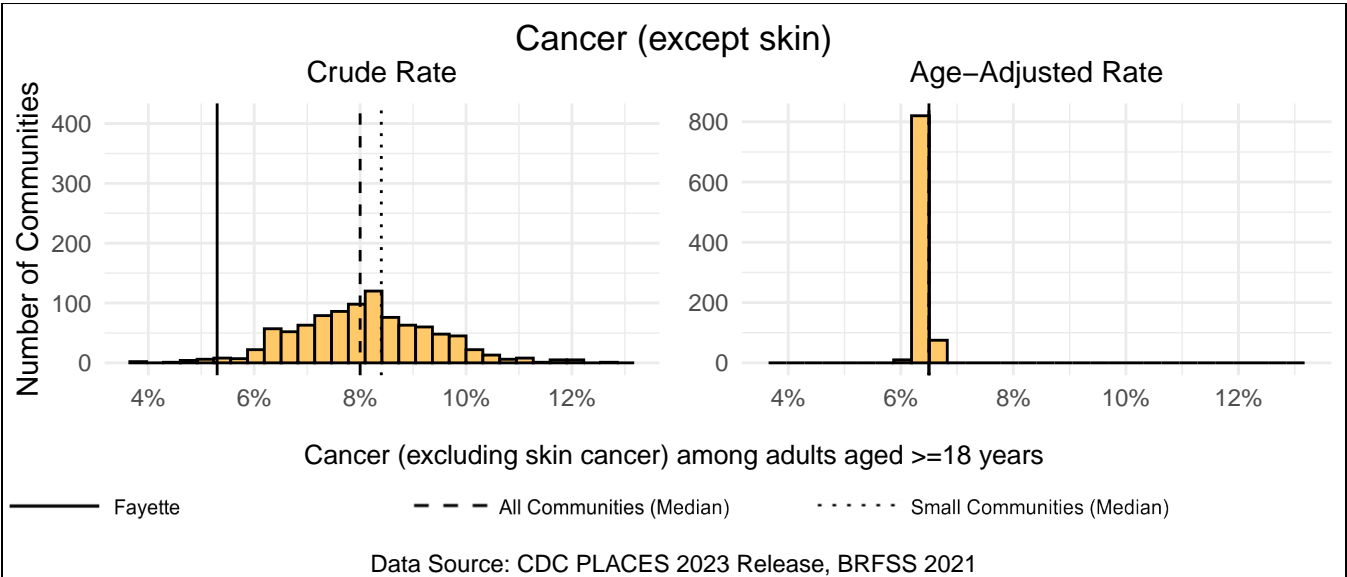
Measure Type	Fayette	All Comm.	Small Comm.
Crude	23.4%	32.0%	32.5%
Age-Adjusted	30.1%	27.3%	27.0%



Cancer (except skin)

Fayette has a crude rate of 5.3% for cancer (excluding skin cancer) among adults aged ≥ 18 years, which ranks 14th out of 958 Iowa communities (3rd out of 138 small communities). The age-adjusted rate for Fayette is 6.5%, which ranks 418th out of 905 Iowa communities (41st out of 138 small communities).

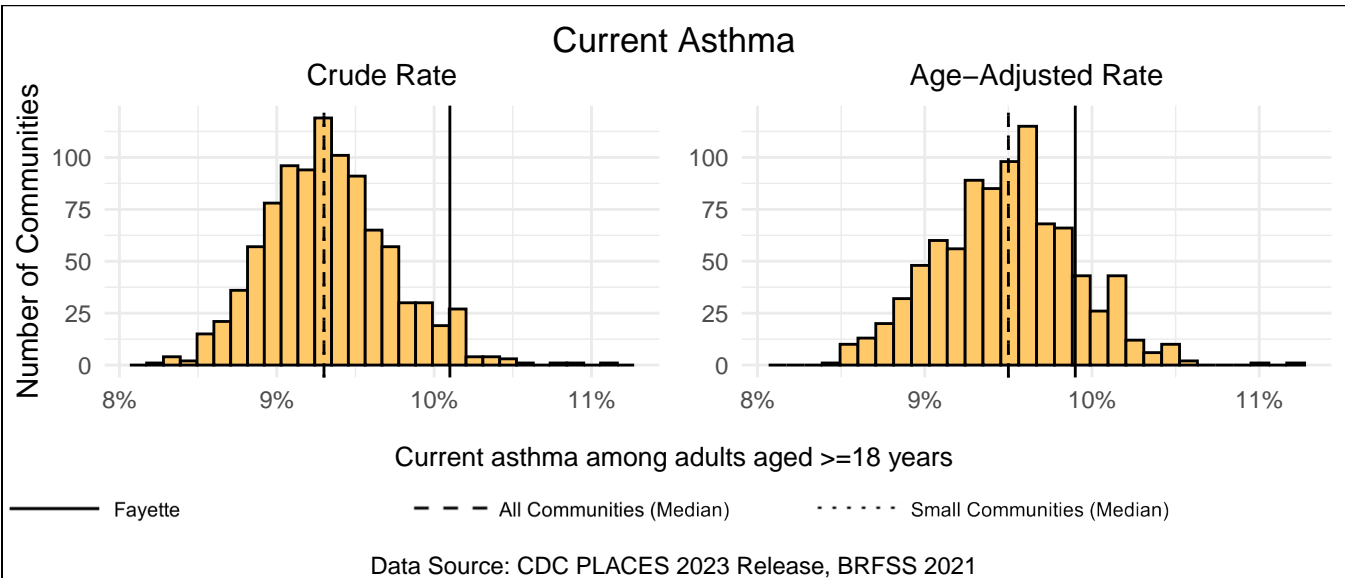
Measure Type	Fayette	All Comm.	Small Comm.
Crude	5.3%	8.0%	8.4%
Age-Adjusted	6.5%	6.5%	6.5%



Current Asthma

Fayette has a crude rate of 10.1% for current asthma among adults aged ≥ 18 years, which ranks 917th out of 958 Iowa communities (136th out of 138 small communities). The age-adjusted rate for Fayette is 9.9%, which ranks 762nd out of 905 Iowa communities (120th out of 138 small communities).

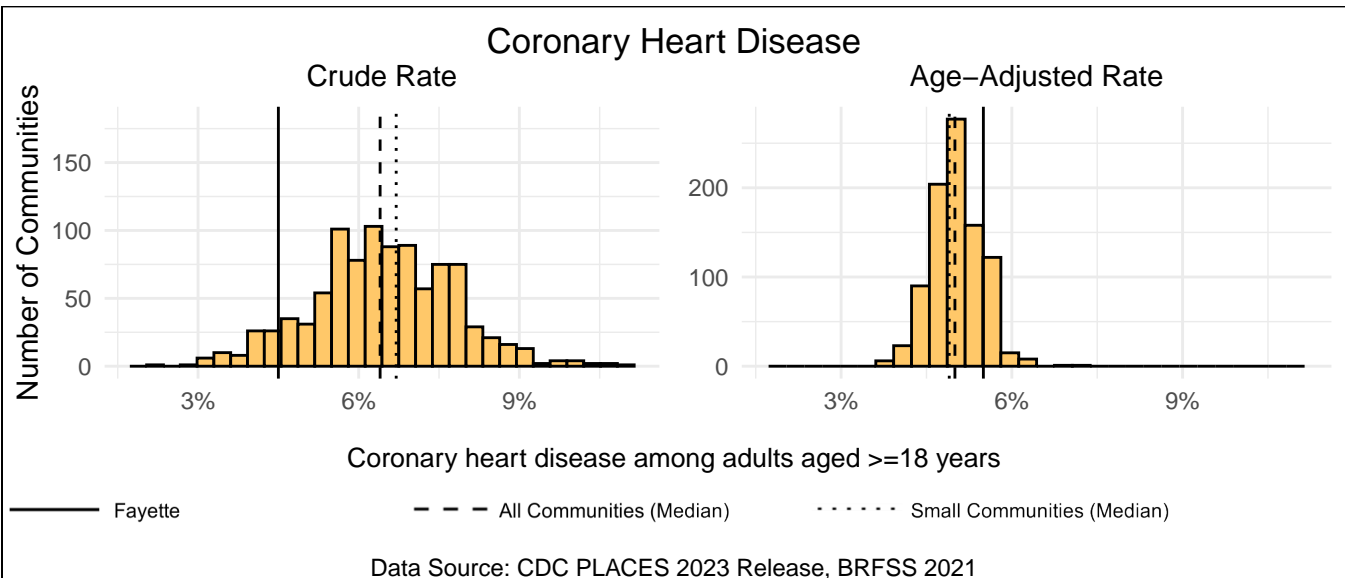
Measure Type	Fayette	All Comm.	Small Comm.
Crude	10.1%	9.3%	9.3%
Age-Adjusted	9.9%	9.5%	9.5%



Coronary Heart Disease

Fayette has a crude rate of 4.5% for coronary heart disease among adults aged ≥ 18 years, which ranks 66th out of 958 Iowa communities (15th out of 138 small communities). The age-adjusted rate for Fayette is 5.5%, which ranks 759th out of 905 Iowa communities (127th out of 138 small communities).

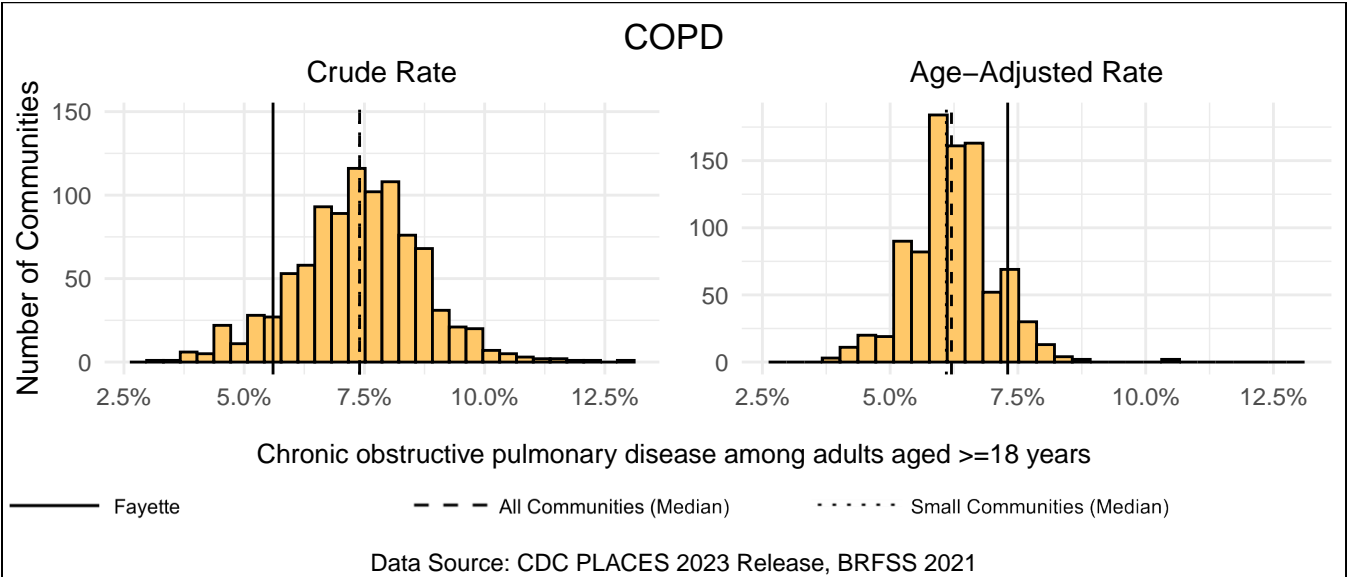
Measure Type	Fayette	All Comm.	Small Comm.
Crude	4.5%	6.4%	6.7%
Age-Adjusted	5.5%	5.0%	4.9%



COPD

Fayette has a crude rate of 5.6% for chronic obstructive pulmonary disease among adults aged ≥ 18 years, which ranks 82nd out of 958 Iowa communities (20th out of 138 small communities). The age-adjusted rate for Fayette is 7.3%, which ranks 809th out of 905 Iowa communities (129th out of 138 small communities).

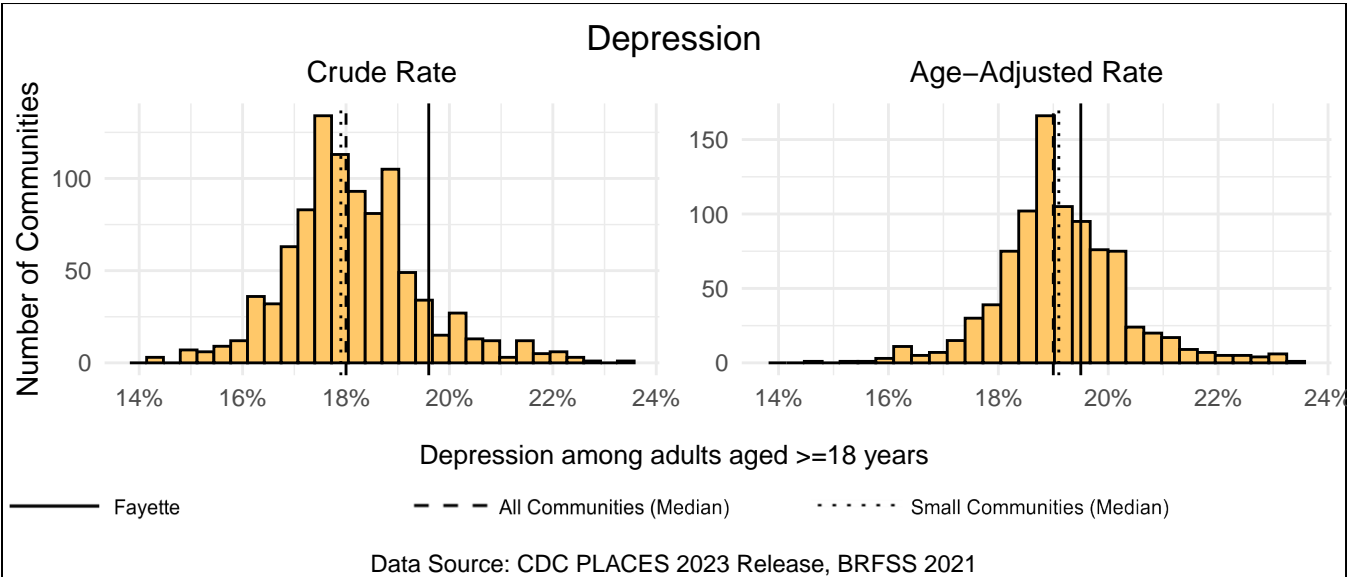
Measure Type	Fayette	All Comm.	Small Comm.
Crude	5.6%	7.4%	7.4%
Age-Adjusted	7.3%	6.2%	6.1%



Depression

Fayette has a crude rate of 19.6% for depression among adults aged ≥ 18 years, which ranks 848th out of 958 Iowa communities (125th out of 138 small communities). The age-adjusted rate for Fayette is 19.5%, which ranks 598th out of 905 Iowa communities (93rd out of 138 small communities).

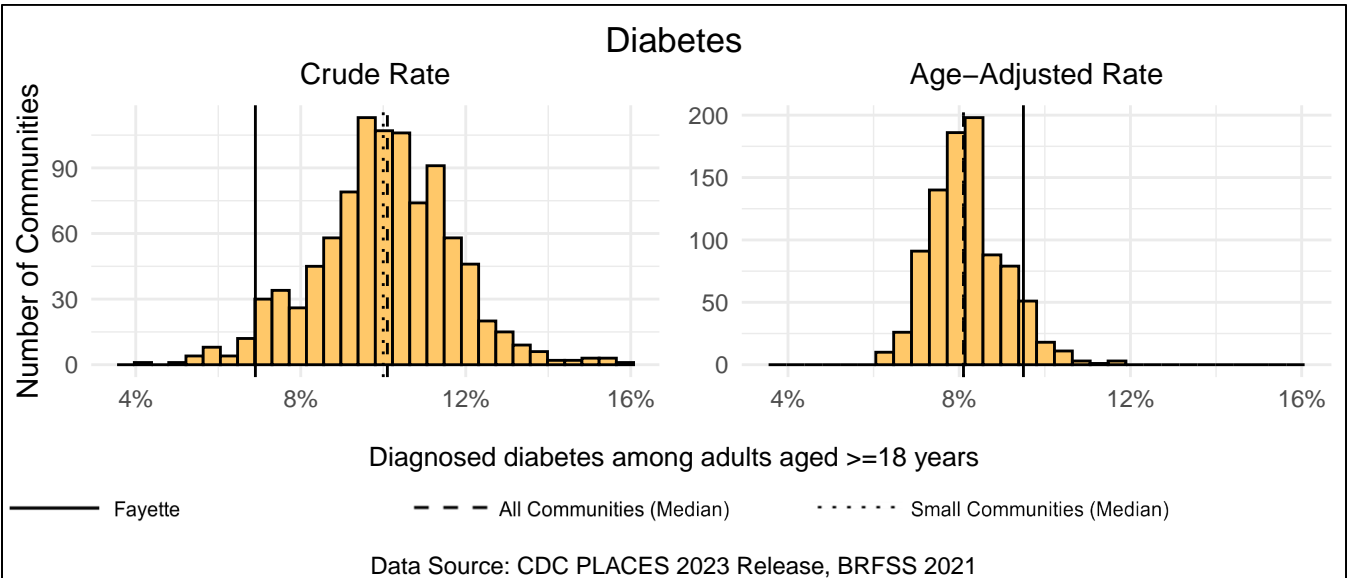
Measure Type	Fayette	All Comm.	Small Comm.
Crude	19.6%	18.0%	17.9%
Age-Adjusted	19.5%	19.0%	19.1%



Diabetes

Fayette has a crude rate of 6.9% for diagnosed diabetes among adults aged ≥ 18 years, which ranks 31st out of 958 Iowa communities (9th out of 138 small communities). The age-adjusted rate for Fayette is 9.5%, which ranks 839th out of 905 Iowa communities (133rd out of 138 small communities).

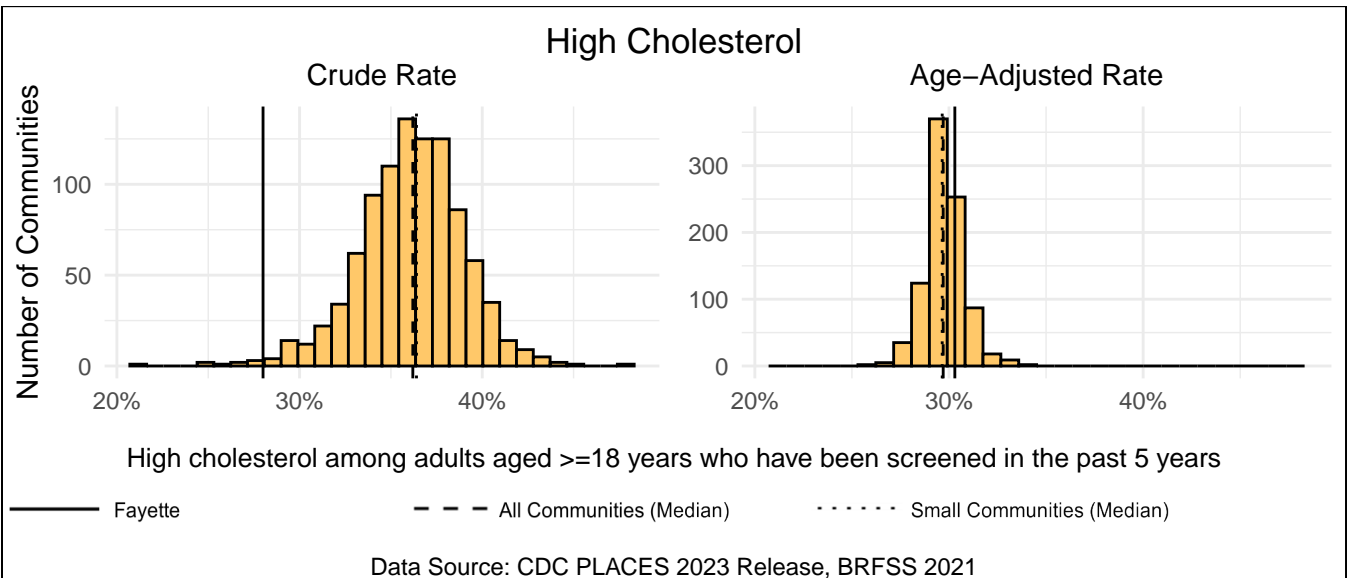
Measure Type	Fayette	All Comm.	Small Comm.
Crude	6.9%	10.1%	10.0%
Age-Adjusted	9.5%	8.1%	8.1%



High Cholesterol

Fayette has a crude rate of 28.0% for high cholesterol among adults aged ≥ 18 years who have been screened in the past 5 years, which ranks 9th out of 958 Iowa communities (3rd out of 138 small communities). The age-adjusted rate for Fayette is 30.3%, which ranks 634th out of 905 Iowa communities (103rd out of 138 small communities).

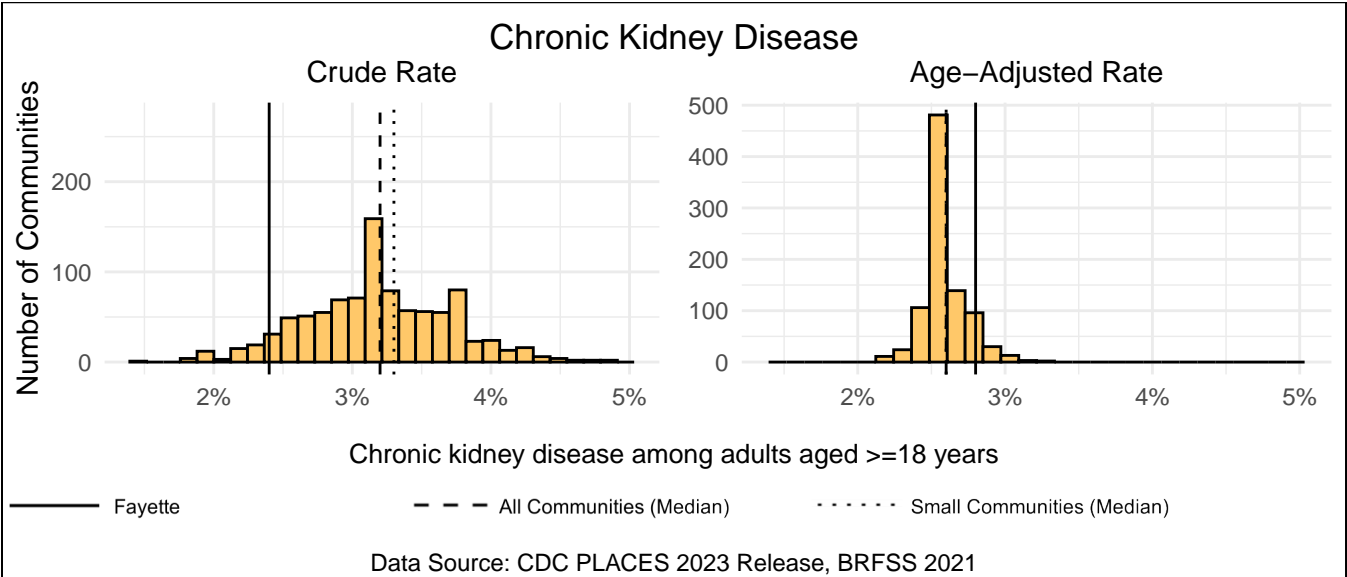
Measure Type	Fayette	All Comm.	Small Comm.
Crude	28.0%	36.2%	36.4%
Age-Adjusted	30.3%	29.7%	29.6%



Chronic Kidney Disease

Fayette has a crude rate of 2.4% for chronic kidney disease among adults aged ≥ 18 years, which ranks 55th out of 958 Iowa communities (13th out of 138 small communities). The age-adjusted rate for Fayette is 2.8%, which ranks 762nd out of 905 Iowa communities (125th out of 138 small communities).

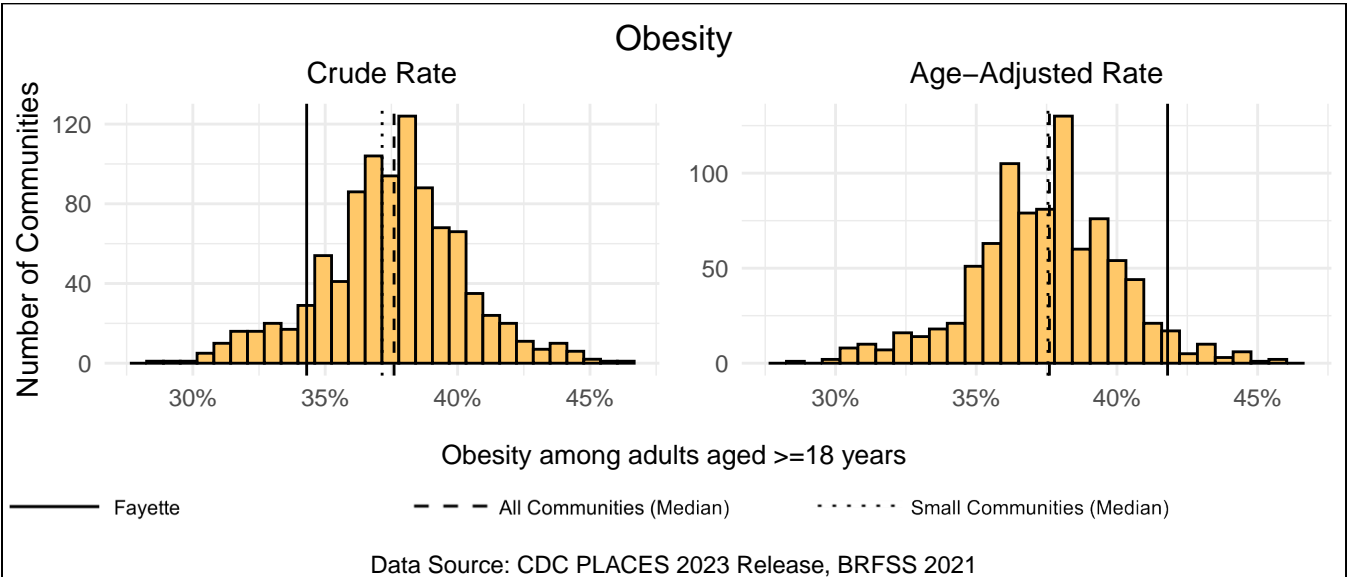
Measure Type	Fayette	All Comm.	Small Comm.
Crude	2.4%	3.2%	3.3%
Age-Adjusted	2.8%	2.6%	2.6%



Obesity

Fayette has a crude rate of 34.3% for obesity among adults aged ≥ 18 years, which ranks 95th out of 958 Iowa communities (16th out of 138 small communities). The age-adjusted rate for Fayette is 41.8%, which ranks 865th out of 905 Iowa communities (137th out of 138 small communities).

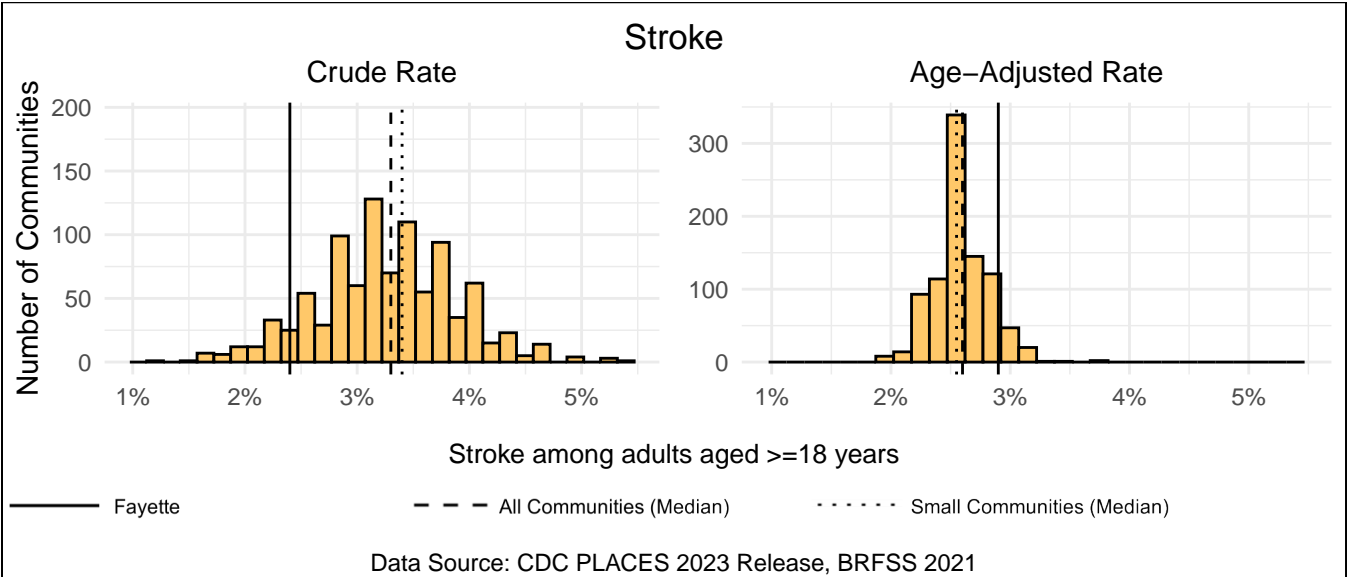
Measure Type	Fayette	All Comm.	Small Comm.
Crude	34.3%	37.6%	37.2%
Age-Adjusted	41.8%	37.6%	37.5%



Stroke

Fayette has a crude rate of 2.4% for stroke among adults aged >=18 years, which ranks 73rd out of 958 Iowa communities (17th out of 138 small communities). The age-adjusted rate for Fayette is 2.9%, which ranks 781st out of 905 Iowa communities (129th out of 138 small communities).

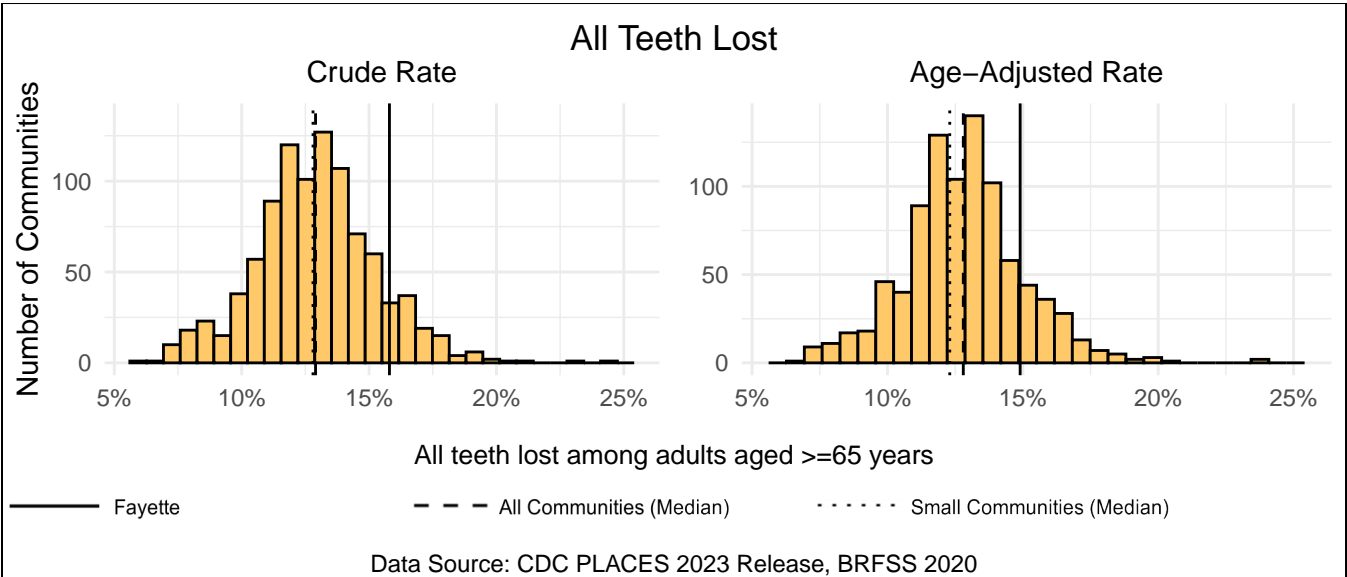
Measure Type	Fayette	All Comm.	Small Comm.
Crude	2.4%	3.3%	3.4%
Age-Adjusted	2.9%	2.6%	2.5%



All Teeth Lost

Fayette has a crude rate of 15.8% for all teeth lost among adults aged >=65 years, which ranks 851st out of 958 Iowa communities (127th out of 138 small communities). The age-adjusted rate for Fayette is 14.9%, which ranks 765th out of 905 Iowa communities (125th out of 138 small communities).

Measure Type	Fayette	All Comm.	Small Comm.
Crude	15.8%	12.9%	12.8%
Age-Adjusted	14.9%	12.8%	12.3%



Prevention

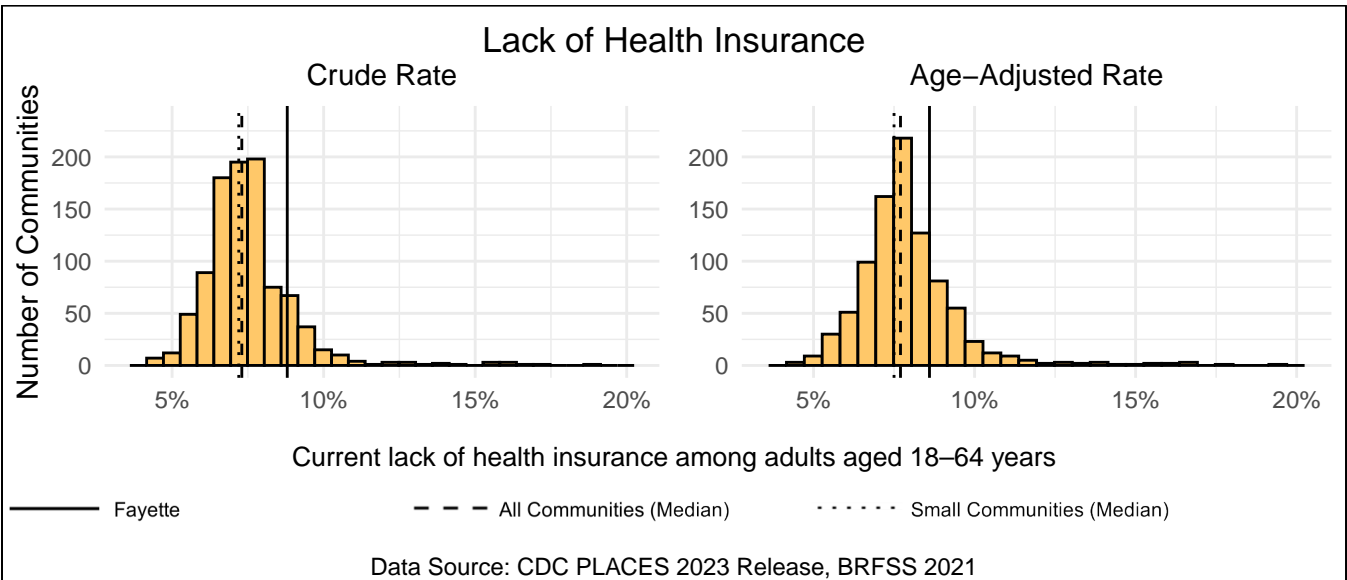
Preventive measures are another practical intervention point for public health professionals as they allow for the early detection of health conditions and improve overall treatment efficacy. This section includes a review of your community’s prevention measures, including preventive screenings and doctor visits. Besides the measure for lack of health insurance, all measures in this section are positive, where a higher rate is a strength for your community. The link below includes more information about each variable.

<https://www.cdc.gov/places/measure-definitions/prevention/index.html>

Lack of Health Insurance

Fayette has a crude rate of 8.8% for current lack of health insurance among adults aged 18–64 years, which ranks 831st out of 958 Iowa communities (125th out of 138 small communities). The age-adjusted rate for Fayette is 8.6%, which ranks 700th out of 905 Iowa communities (119th out of 138 small communities).

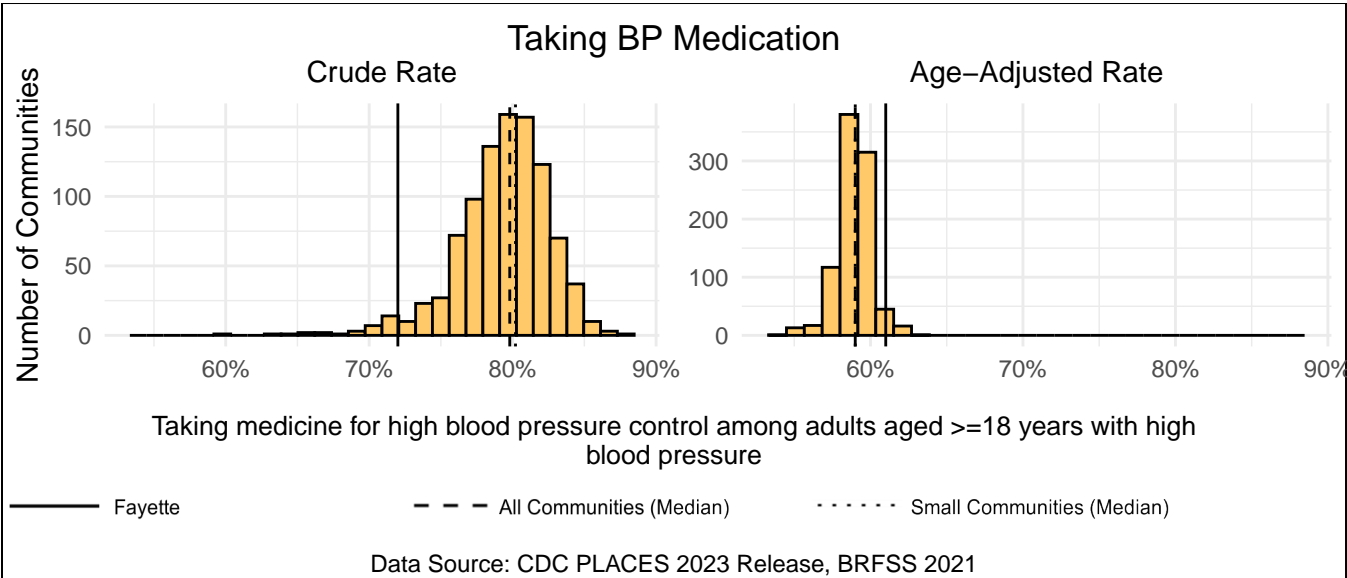
Measure Type	Fayette	All Comm.	Small Comm.
Crude	8.8%	7.3%	7.2%
Age-Adjusted	8.6%	7.7%	7.5%



Taking BP Medication

Fayette has a crude rate of 72.0% for taking medicine for high blood pressure control among adults aged >=18 years with high blood pressure, which ranks 927th out of 958 Iowa communities (130th out of 138 small communities). The age-adjusted rate for Fayette is 61.0%, which ranks 30th out of 905 Iowa communities (5th out of 138 small communities).

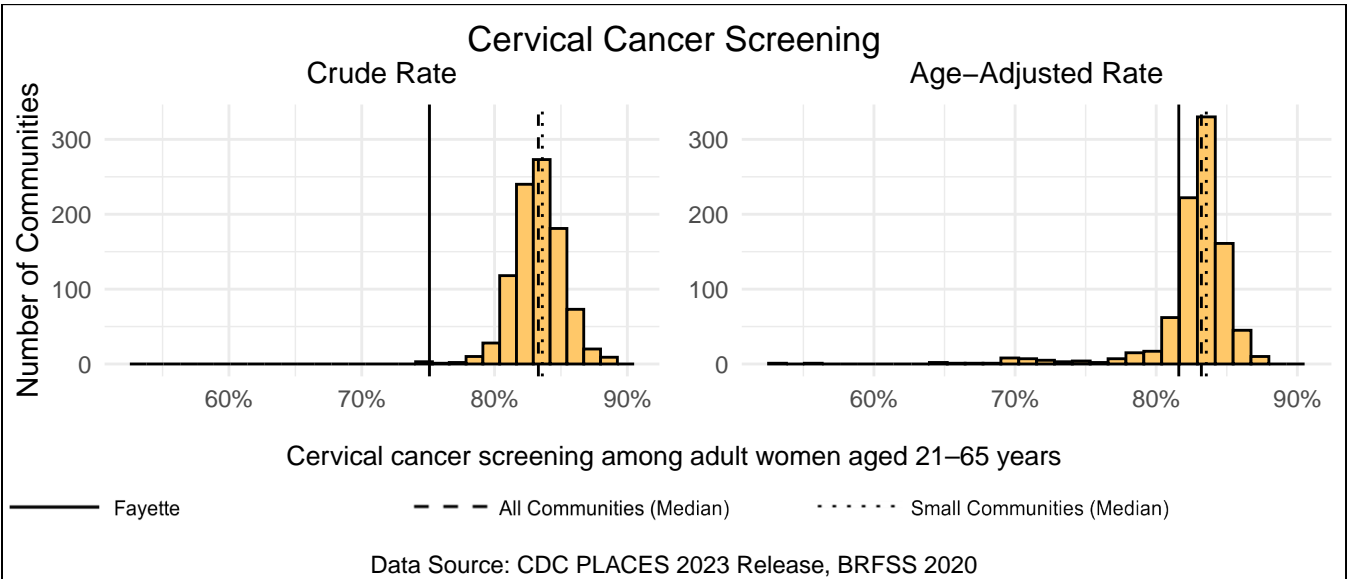
Measure Type	Fayette	All Comm.	Small Comm.
Crude	72.0%	79.8%	80.2%
Age-Adjusted	61.0%	59.0%	59.0%



Cervical Cancer Screening

Fayette has a crude rate of 75.1% for cervical cancer screening among adult women aged 21–65 years, which ranks 956th out of 958 Iowa communities (137th out of 138 small communities). The age-adjusted rate for Fayette is 81.6%, which ranks 769th out of 905 Iowa communities (132nd out of 138 small communities).

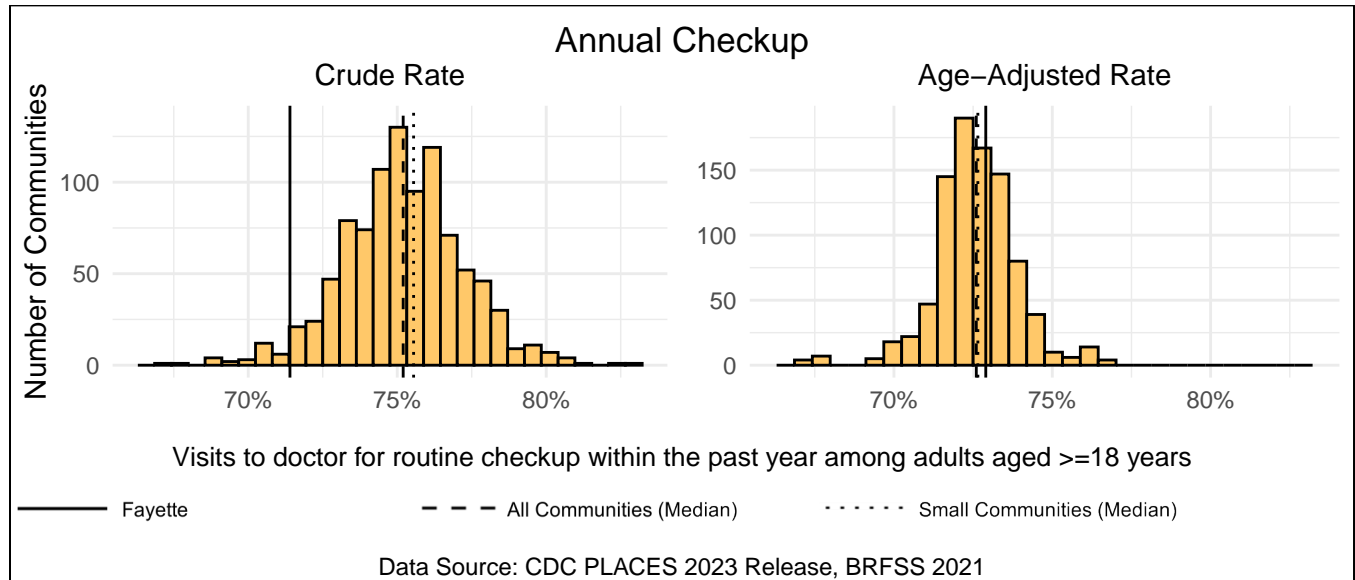
Measure Type	Fayette	All Comm.	Small Comm.
Crude	75.1%	83.3%	83.6%
Age-Adjusted	81.6%	83.2%	83.5%



Annual Checkup

Fayette has a crude rate of 71.4% for visits to doctor for routine checkup within the past year among adults aged ≥ 18 years, which ranks 928th out of 958 Iowa communities (135th out of 138 small communities). The age-adjusted rate for Fayette is 72.9%, which ranks 333rd out of 905 Iowa communities (52nd out of 138 small communities).

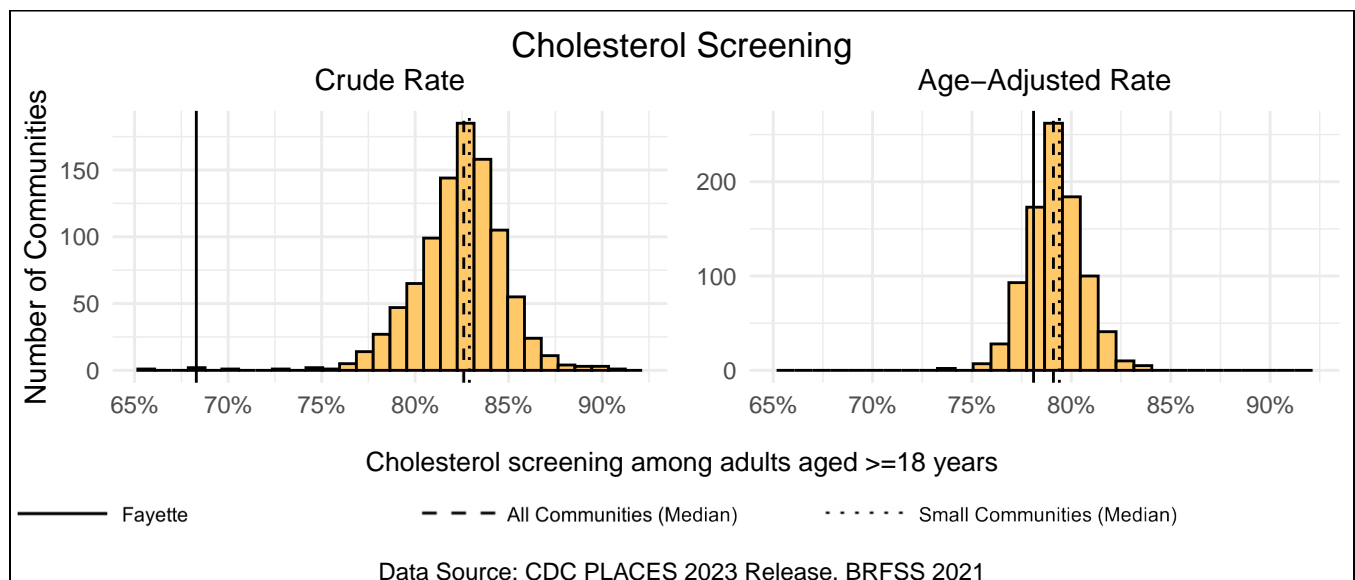
Measure Type	Fayette	All Comm.	Small Comm.
Crude	71.4%	75.2%	75.5%
Age-Adjusted	72.9%	72.6%	72.6%



Cholesterol Screening

Fayette has a crude rate of 68.3% for cholesterol screening among adults aged ≥ 18 years, which ranks 956th out of 958 Iowa communities (138th out of 138 small communities). The age-adjusted rate for Fayette is 78.1%, which ranks 709th out of 905 Iowa communities (117th out of 138 small communities).

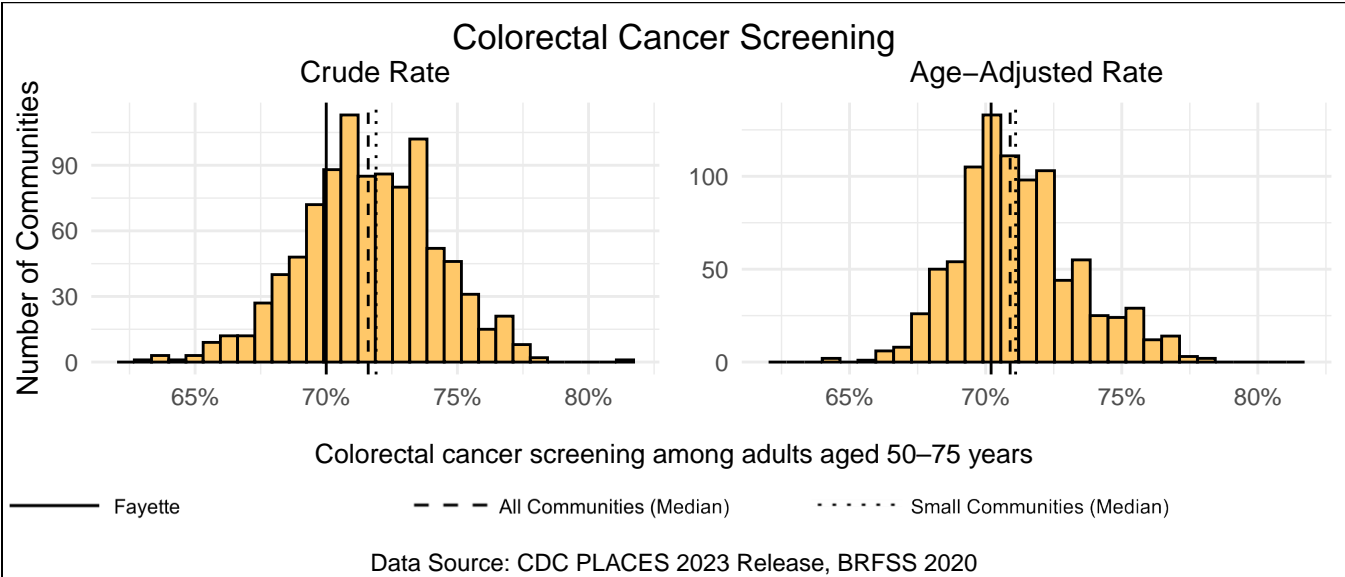
Measure Type	Fayette	All Comm.	Small Comm.
Crude	68.3%	82.6%	82.9%
Age-Adjusted	78.1%	79.1%	79.4%



Colorectal Cancer Screening

Fayette has a crude rate of 70.0% for colorectal cancer screening among adults aged 50–75 years, which ranks 720th out of 958 Iowa communities (125th out of 138 small communities). The age-adjusted rate for Fayette is 70.2%, which ranks 578th out of 905 Iowa communities (102nd out of 138 small communities).

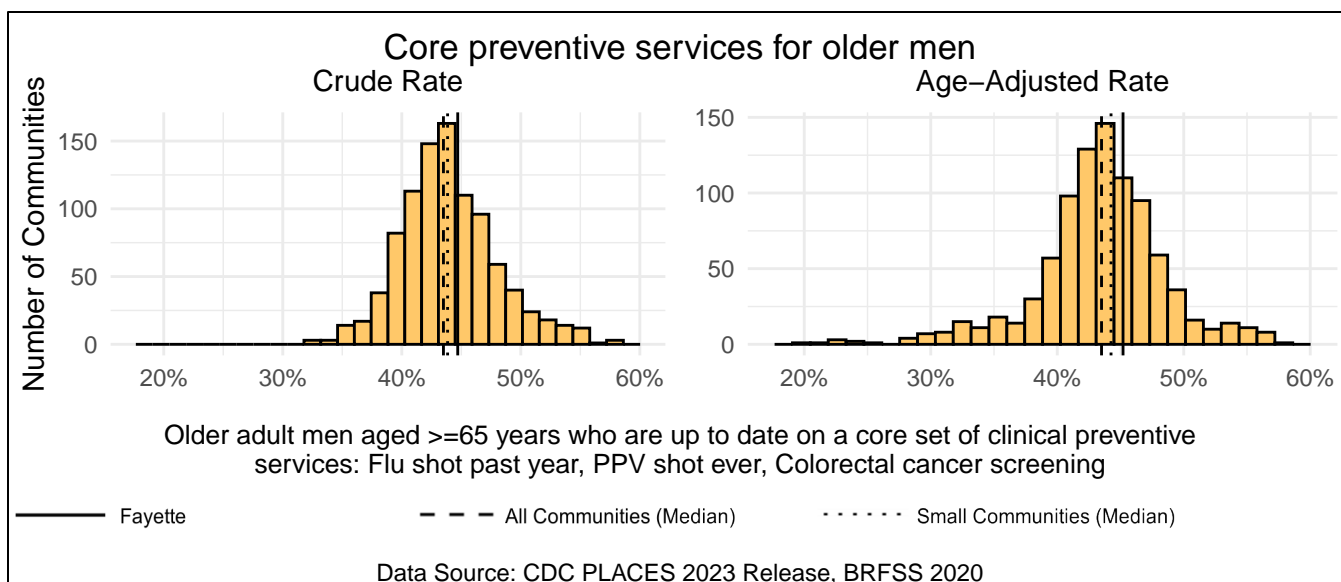
Measure Type	Fayette	All Comm.	Small Comm.
Crude	70.0%	71.6%	71.9%
Age-Adjusted	70.2%	70.9%	71.1%



Core preventive services for older men

Fayette has a crude rate of 44.7% for older adult men aged ≥65 years who are up to date on a core set of clinical preventive services: flu shot past year, ppv shot ever, colorectal cancer screening, which ranks 352nd out of 958 Iowa communities (57th out of 138 small communities). The age-adjusted rate for Fayette is 45.2%, which ranks 296th out of 905 Iowa communities (56th out of 138 small communities).

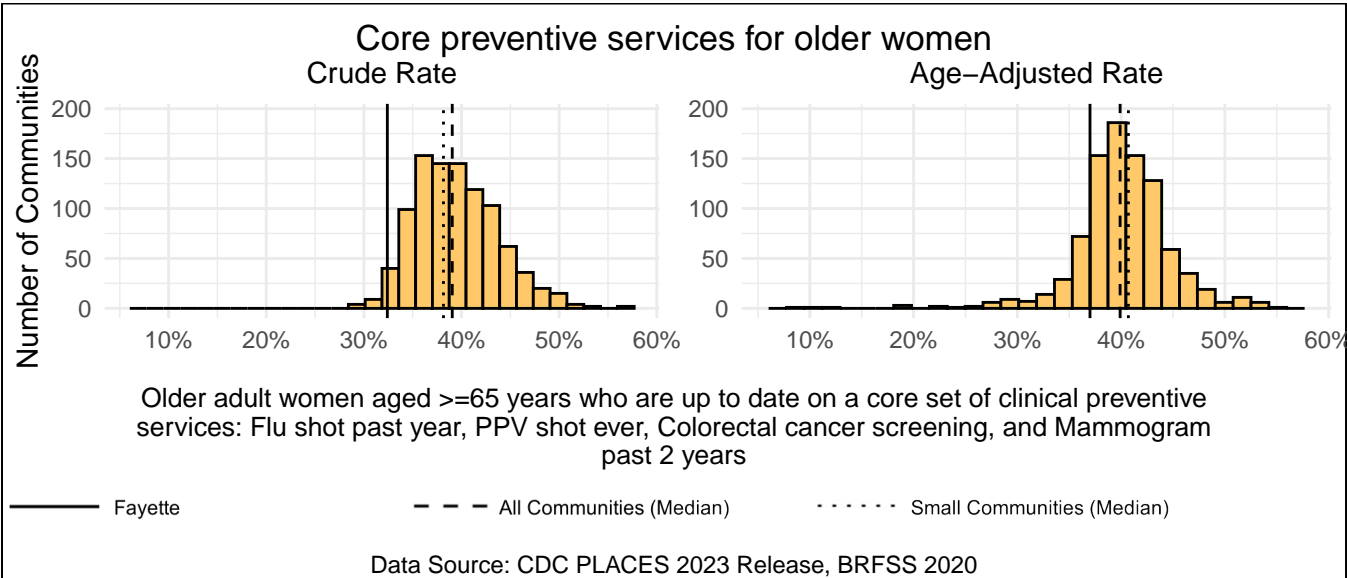
Measure Type	Fayette	All Comm.	Small Comm.
Crude	44.7%	43.5%	43.8%
Age-Adjusted	45.2%	43.5%	44.2%



Core preventive services for older women

Fayette has a crude rate of 32.4% for older adult women aged ≥ 65 years who are up to date on a core set of clinical preventive services: flu shot past year, ppv shot ever, colorectal cancer screening, and mammogram past 2 years, which ranks 934th out of 958 Iowa communities (137th out of 138 small communities). The age-adjusted rate for Fayette is 37.0%, which ranks 758th out of 905 Iowa communities (129th out of 138 small communities).

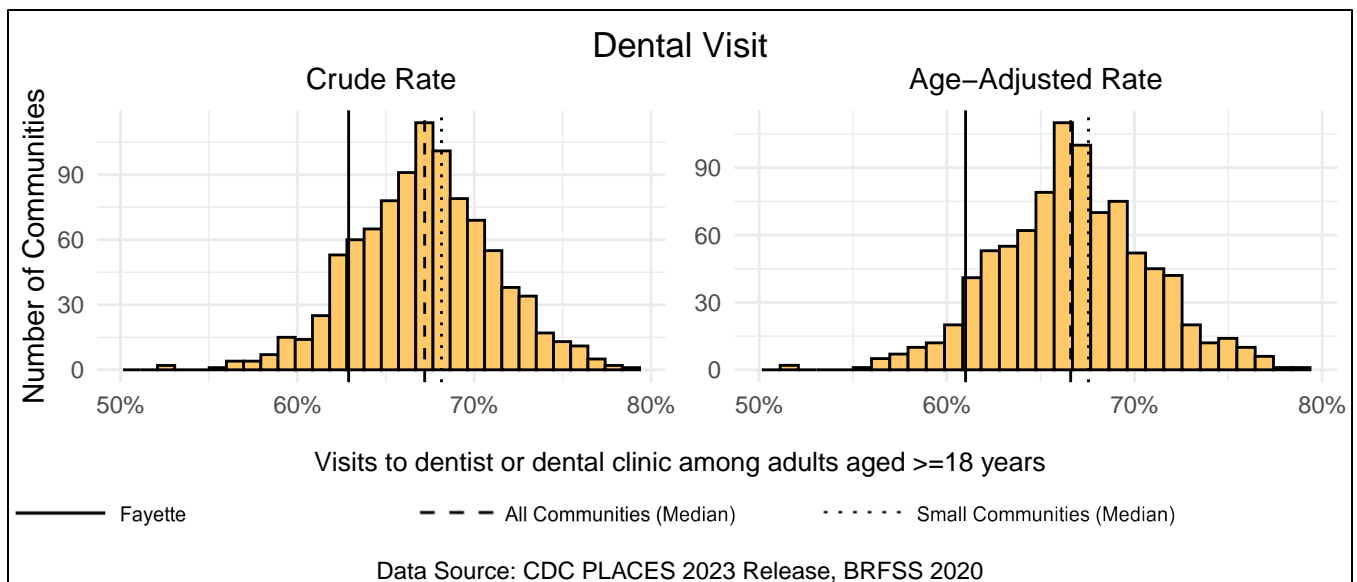
Measure Type	Fayette	All Comm.	Small Comm.
Crude	32.4%	39.0%	38.2%
Age-Adjusted	37.0%	39.9%	40.7%



Dental Visit

Fayette has a crude rate of 62.9% for visits to dentist or dental clinic among adults aged ≥ 18 years, which ranks 826th out of 958 Iowa communities (128th out of 138 small communities). The age-adjusted rate for Fayette is 61.0%, which ranks 842nd out of 905 Iowa communities (134th out of 138 small communities).

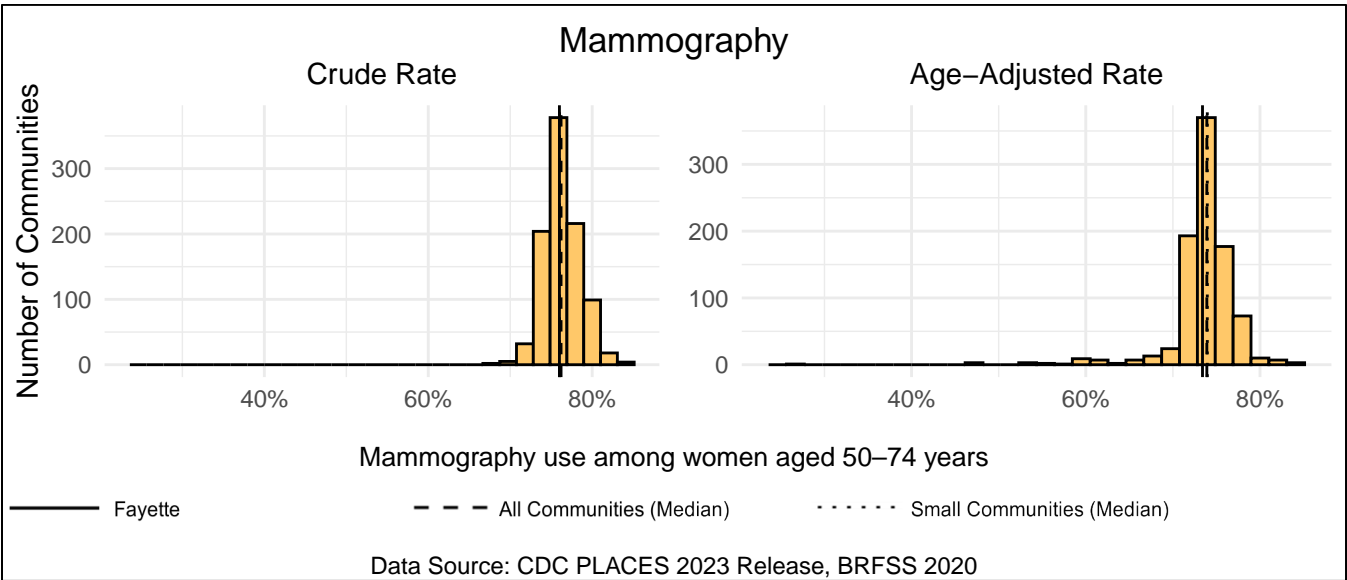
Measure Type	Fayette	All Comm.	Small Comm.
Crude	62.9%	67.2%	68.2%
Age-Adjusted	61.0%	66.6%	67.5%



Mammography

Fayette has a crude rate of 76.0% for mammography use among women aged 50–74 years, which ranks 510th out of 958 Iowa communities (68th out of 138 small communities). The age-adjusted rate for Fayette is 73.4%, which ranks 547th out of 905 Iowa communities (85th out of 138 small communities).

Measure Type	Fayette	All Comm.	Small Comm.
Crude	76.0%	76.2%	76.0%
Age-Adjusted	73.4%	73.9%	74.0%



Disability

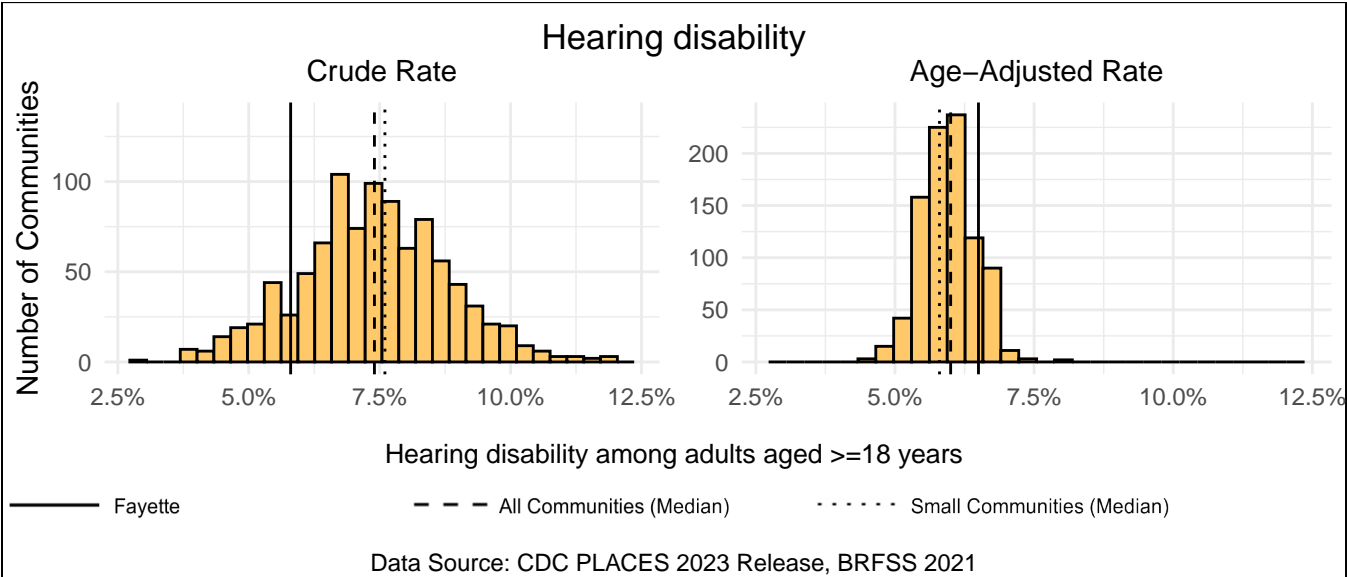
This section includes measures of physical and cognitive disabilities. Respondents were asked to report on six disabilities: hearing, vision, cognition, mobility, self-care, and independent living. The final measure reports the rate of respondents that answered yes to any of the previous six disabilities. The link below includes more information about each variable.

<https://www.cdc.gov/places/measure-definitions/unhealthy-behaviors/index.html>

Hearing disability

Fayette has a crude rate of 5.8% for hearing disability among adults aged ≥ 18 years, which ranks 124th out of 958 Iowa communities (20th out of 138 small communities). The age-adjusted rate for Fayette is 6.5%, which ranks 766th out of 905 Iowa communities (129th out of 138 small communities).

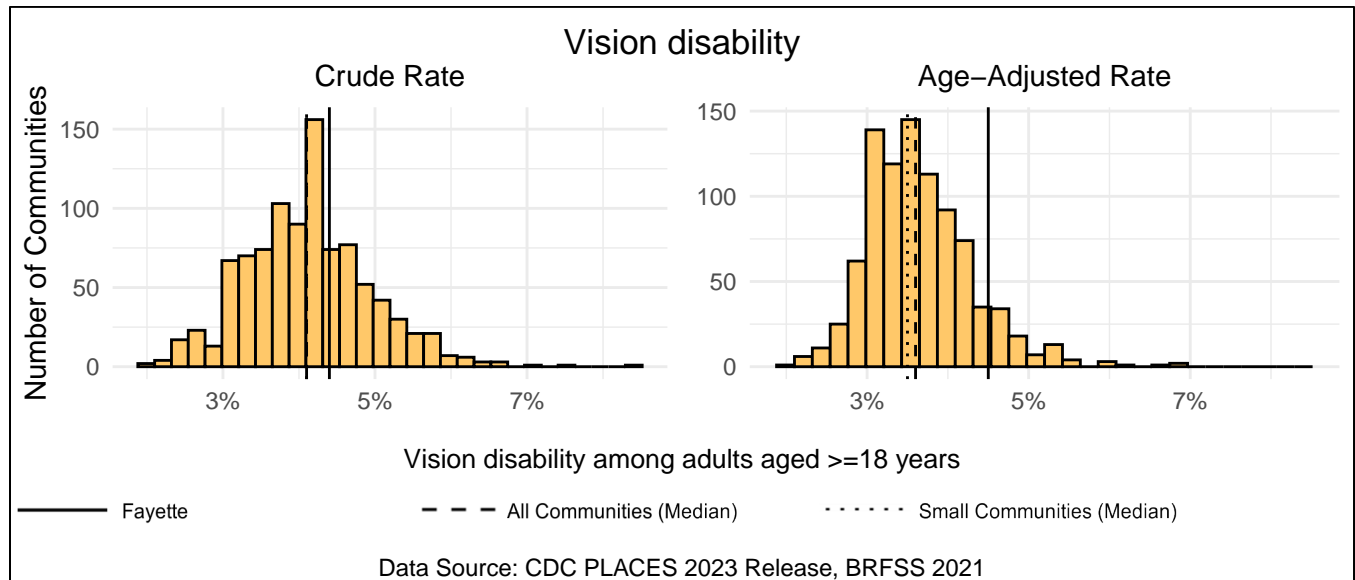
Measure Type	Fayette	All Comm.	Small Comm.
Crude	5.8%	7.4%	7.6%
Age-Adjusted	6.5%	6.0%	5.8%



Vision disability

Fayette has a crude rate of 4.4% for vision disability among adults aged ≥ 18 years, which ranks 620th out of 958 Iowa communities (90th out of 138 small communities). The age-adjusted rate for Fayette is 4.5%, which ranks 809th out of 905 Iowa communities (128th out of 138 small communities).

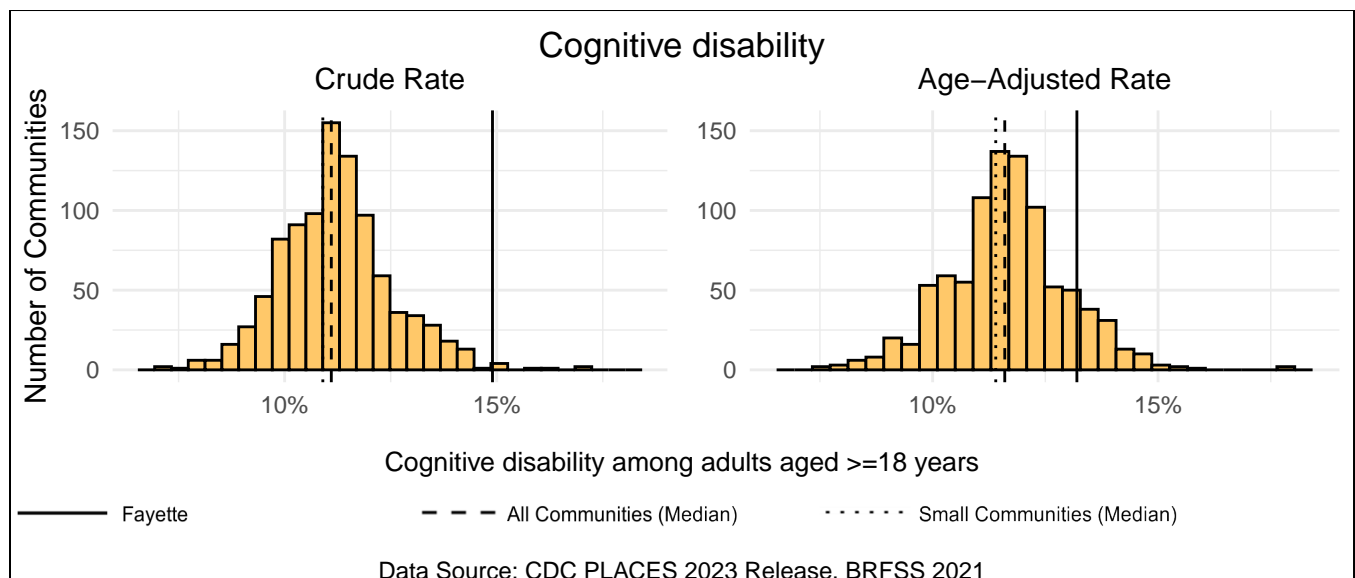
Measure Type	Fayette	All Comm.	Small Comm.
Crude	4.4%	4.1%	4.1%
Age-Adjusted	4.5%	3.6%	3.5%



Cognitive disability

Fayette has a crude rate of 14.9% for cognitive disability among adults aged ≥ 18 years, which ranks 951st out of 958 Iowa communities (137th out of 138 small communities). The age-adjusted rate for Fayette is 13.2%, which ranks 797th out of 905 Iowa communities (129th out of 138 small communities).

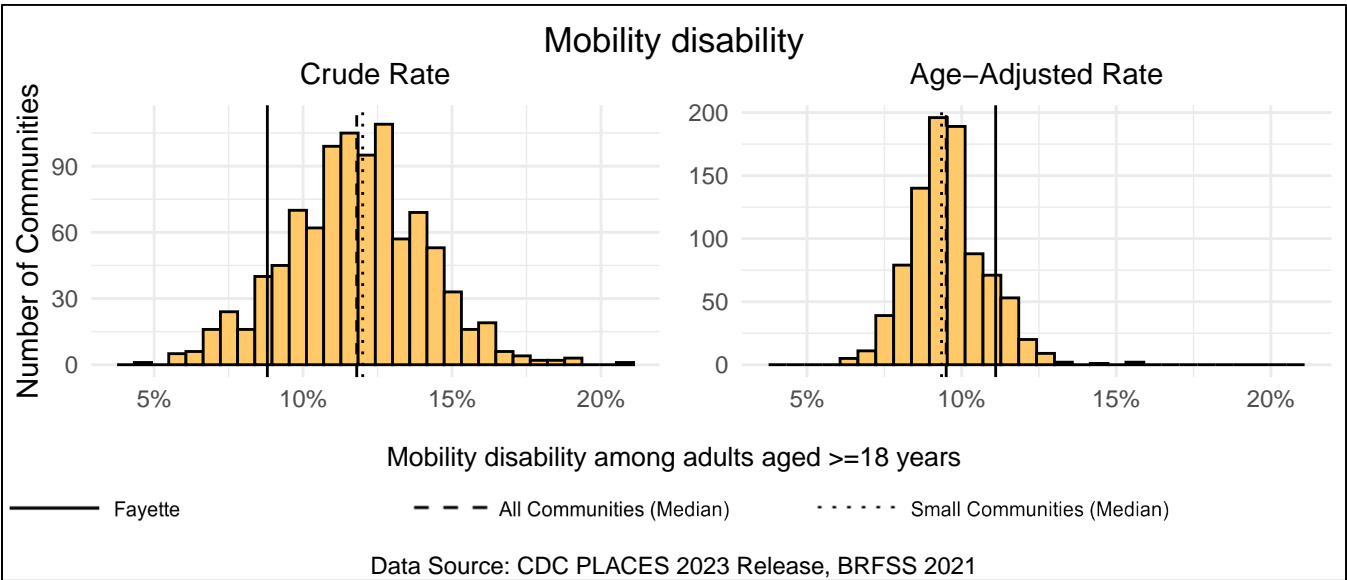
Measure Type	Fayette	All Comm.	Small Comm.
Crude	14.9%	11.1%	10.9%
Age-Adjusted	13.2%	11.6%	11.4%



Mobility disability

Fayette has a crude rate of 8.8% for mobility disability among adults aged >=18 years, which ranks 96th out of 958 Iowa communities (19th out of 138 small communities). The age-adjusted rate for Fayette is 11.1%, which ranks 797th out of 905 Iowa communities (129th out of 138 small communities).

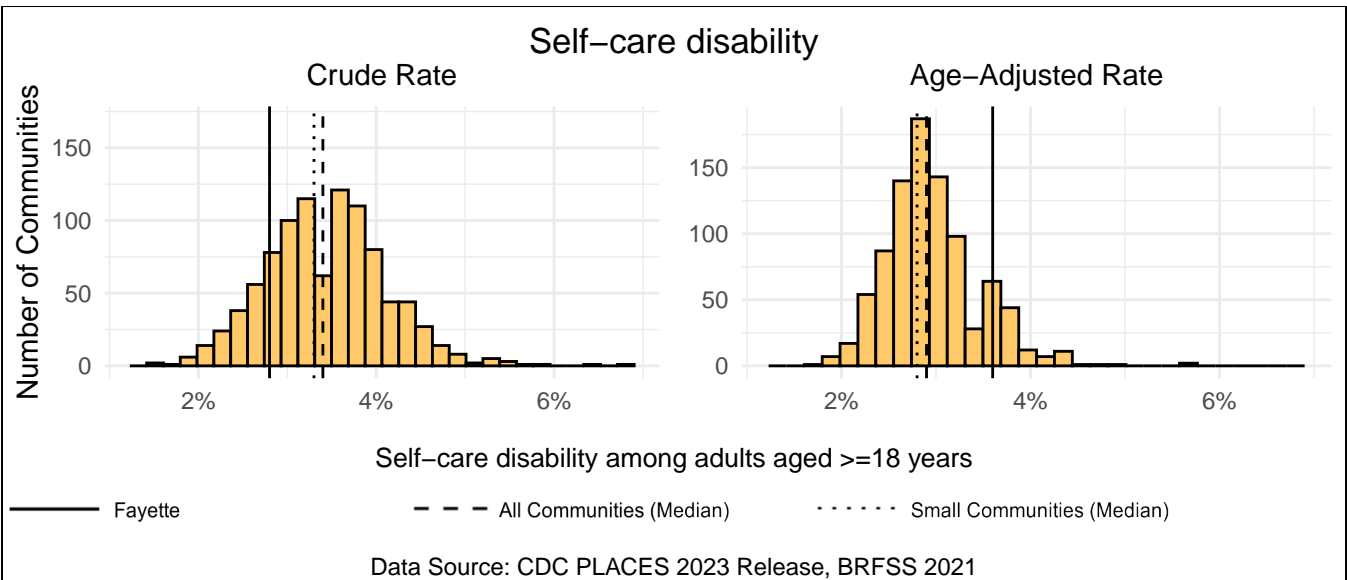
Measure Type	Fayette	All Comm.	Small Comm.
Crude	8.8%	11.8%	12.0%
Age-Adjusted	11.1%	9.5%	9.4%



Self-care disability

Fayette has a crude rate of 2.8% for self-care disability among adults aged >=18 years, which ranks 142nd out of 958 Iowa communities (23rd out of 138 small communities). The age-adjusted rate for Fayette is 3.6%, which ranks 798th out of 905 Iowa communities (129th out of 138 small communities).

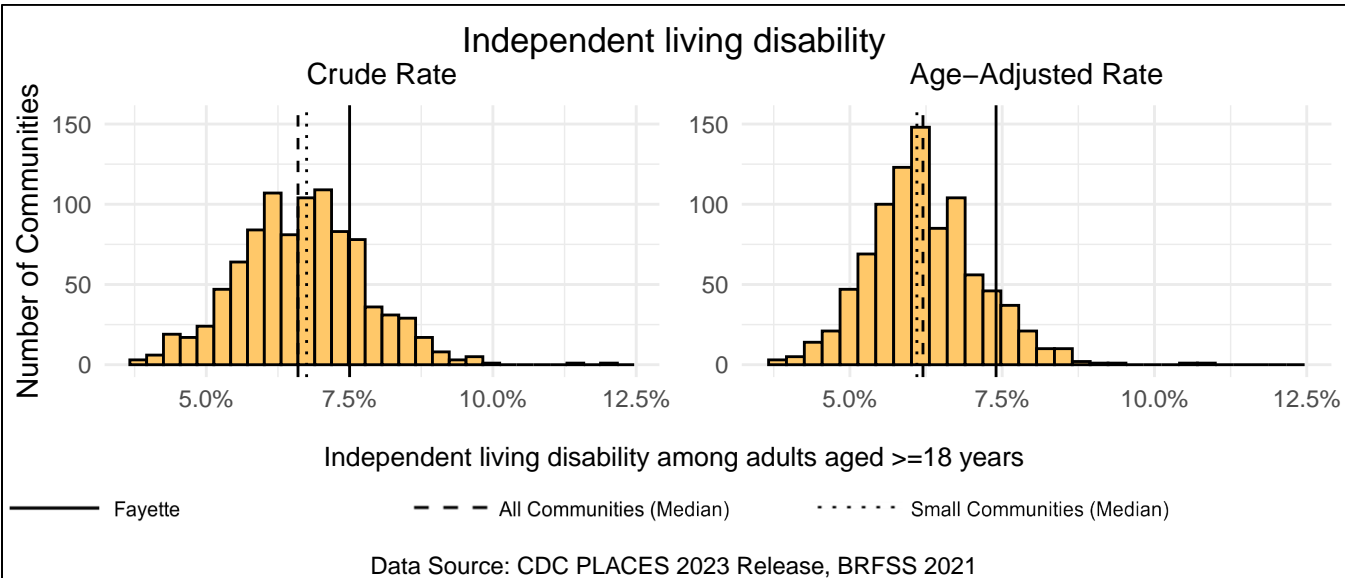
Measure Type	Fayette	All Comm.	Small Comm.
Crude	2.8%	3.4%	3.3%
Age-Adjusted	3.6%	2.9%	2.8%



Independent living disability

Fayette has a crude rate of 7.5% for independent living disability among adults aged ≥ 18 years, which ranks 749th out of 958 Iowa communities (108th out of 138 small communities). The age-adjusted rate for Fayette is 7.4%, which ranks 809th out of 905 Iowa communities (129th out of 138 small communities).

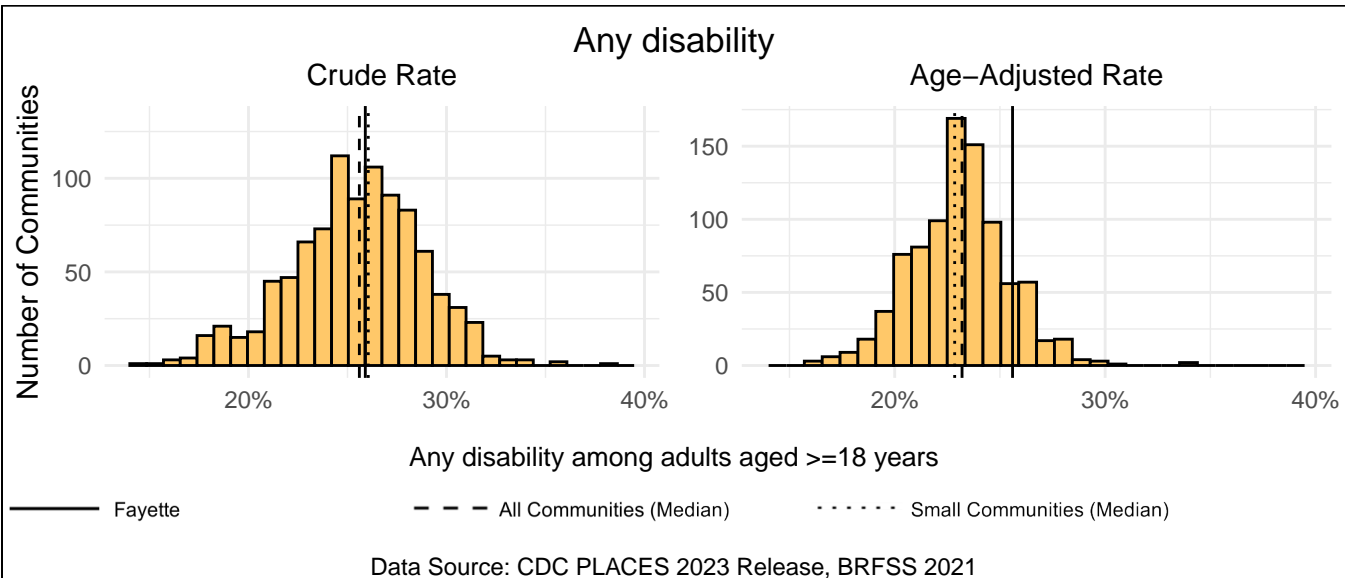
Measure Type	Fayette	All Comm.	Small Comm.
Crude	7.5%	6.6%	6.8%
Age-Adjusted	7.4%	6.2%	6.1%



Any disability

Fayette has a crude rate of 25.9% for any disability among adults aged ≥ 18 years, which ranks 512th out of 958 Iowa communities (64th out of 138 small communities). The age-adjusted rate for Fayette is 25.6%, which ranks 785th out of 905 Iowa communities (127th out of 138 small communities).

Measure Type	Fayette	All Comm.	Small Comm.
Crude	25.9%	25.6%	26.0%
Age-Adjusted	25.6%	23.2%	22.8%



Appendix 1: CDC PLACES Data

This report uses a novel dataset from the Centers for Disease Control and Prevention (CDC) called PLACES: Local Data for Better Health. The PLACES dataset uses small area estimation methods to provide estimates of health measures for counties, places, census tracts, and zip code tabulation areas. The estimates are created with a multilevel statistical modeling framework that utilizes CDC's Behavioral Risk Factor Surveillance System (BRFSS), Census population counts, and American Community Survey demographic and socioeconomic data.

Relevant links for CDC PLACES can be found below:

- [PLACES Homepage](#)
- [Measure Definitions](#)
- [Methodology](#)



Appendix 2: Fayette PLACES Data

Category	Health Domain	Crude Rate Rank	Crude Rate (95% CI)	Age-Adj. Rate Rank	Age-Adj. Rate (95% CI)
Health Status	General Health	232	12.8% (10.4% - 15.7%)	795	15.0% (12.5% - 17.9%)
Health Status	Mental Health	956	18.8% (15.6% - 22.0%)	802	16.7% (14.3% - 19.3%)
Health Status	Physical Health	76	8.8% (7.3% - 10.5%)	777	10.8% (9.2% - 12.6%)
Health Risk Behaviors	Sleep <7 hours	81	27.9% (25.6% - 29.7%)	265	30.4% (28.8% - 32.0%)
Health Risk Behaviors	Current Smoking	48	13.3% (10.3% - 16.9%)	765	19.6% (15.6% - 23.9%)
Health Risk Behaviors	Binge Drinking	820	21.9% (18.2% - 25.9%)	68	20.4% (16.8% - 24.3%)
Health Risk Behaviors	Physical Inactivity	344	25.0% (19.8% - 30.7%)	819	27.8% (22.8% - 33.3%)
Health Outcomes	Diabetes	31	6.9% (5.8% - 8.1%)	839	9.5% (7.9% - 11.2%)
Health Outcomes	All Teeth Lost	851	15.8% (9.3% - 24.8%)	765	14.9% (9.7% - 21.0%)
Health Outcomes	High Blood Pressure	17	23.4% (20.5% - 26.7%)	878	30.1% (26.3% - 34.4%)
Health Outcomes	Obesity	95	34.3% (27.5% - 41.6%)	865	41.8% (34.4% - 50.0%)
Health Outcomes	Chronic Kidney Disease	55	2.4% (2.1% - 2.7%)	762	2.8% (2.5% - 3.1%)
Health Outcomes	High Cholesterol	9	28.0% (24.5% - 31.8%)	634	30.3% (26.0% - 34.8%)
Health Outcomes	Arthritis	8	17.6% (15.1% - 20.4%)	652	23.9% (20.4% - 27.8%)
Health Outcomes	Cancer (except skin)	14	5.3% (4.7% - 5.9%)	418	6.5% (5.9% - 7.2%)
Health Outcomes	Depression	848	19.6% (16.0% - 23.6%)	598	19.5% (16.0% - 23.4%)
Health Outcomes	Stroke	73	2.4% (2.1% - 2.9%)	781	2.9% (2.5% - 3.3%)
Health Outcomes	Current Asthma	917	10.1% (8.8% - 11.7%)	762	9.9% (8.7% - 11.3%)
Health Outcomes	COPD	82	5.6% (4.5% - 6.8%)	809	7.3% (6.0% - 8.7%)
Health Outcomes	Coronary Heart Disease	66	4.5% (3.8% - 5.3%)	759	5.5% (4.8% - 6.3%)
Prevention	Dental Visit	826	62.9% (57.0% - 68.3%)	842	61.0% (57.3% - 65.0%)
Prevention	Core preventive services for older men	352	44.7% (35.5% - 53.8%)	296	45.2% (36.3% - 53.7%)
Prevention	Colorectal Cancer Screening	720	70.0% (66.8% - 73.3%)	578	70.2% (66.9% - 73.5%)
Prevention	Taking BP Medication	927	72.0% (69.3% - 74.6%)	30	61.0% (55.9% - 65.8%)
Prevention	Cervical Cancer Screening	956	75.1% (70.5% - 80.1%)	769	81.6% (79.0% - 84.2%)

Category	Health Domain	Crude Rate Rank	Crude Rate (95% CI)	Age-Adj. Rate Rank	Age-Adj. Rate (95% CI)
Prevention	Annual Checkup	928	71.4% (66.0% - 76.5%)	333	72.9% (67.6% - 77.7%)
Prevention	Core preventive services for older women	934	32.4% (24.8% - 40.7%)	758	37.0% (29.5% - 44.4%)
Prevention	Health Insurance	831	8.8% (6.2% - 12.7%)	700	8.6% (6.5% - 11.3%)
Prevention	Mammography	510	76.0% (71.5% - 80.1%)	547	73.4% (68.8% - 77.9%)
Prevention	Cholesterol Screening	956	68.3% (62.6% - 73.4%)	709	78.1% (74.1% - 81.5%)
Disability	Any Disability	512	25.9% (21.5% - 31.1%)	785	25.6% (21.6% - 29.9%)
Disability	Mobility Disability	96	8.8% (7.3% - 10.5%)	797	11.1% (9.2% - 13.3%)
Disability	Self-care Disability	142	2.8% (2.4% - 3.4%)	798	3.6% (3.1% - 4.3%)
Disability	Cognitive Disability	951	14.9% (11.8% - 18.6%)	797	13.2% (11.1% - 15.7%)
Disability	Hearing Disability	124	5.8% (5.0% - 6.7%)	766	6.5% (5.6% - 7.4%)
Disability	Independent Living Disability	749	7.5% (6.0% - 9.3%)	809	7.4% (6.2% - 8.7%)
Disability	Vision Disability	620	4.4% (3.6% - 5.3%)	809	4.5% (3.8% - 5.2%)

The 95% confidence interval shown in parentheses represents the range of 95% of CDC area estimates under different model assumptions using Monte Carlo simulations.

Appendix 3: Small Communities (1,000-2,499)

Fayette falls into the group of small communities, which have a population of 1,000-2,499. In this data, 138 communities have a population in this range. The table below lists all communities in that group, sorted by the population estimate in the CDC PLACES dataset.

Community	Population	Community	Population	Community	Population
New London	2,471	Monroe	1,889	Pocahontas	1,614
West Union	2,468	Ogden	1,878	Guthrie Center	1,605
Belle Plaine	2,421	Lisbon	1,874	Brooklyn	1,600
Rockwell City	2,389	Blue Grass	1,873	Corning	1,592
La Porte City	2,347	Wapello	1,861	Akron	1,580
Hull	2,340	Walcott	1,854	Monona	1,571
Cascade	2,312	Peosta	1,852	Urbana	1,565
Atkins	2,296	Pleasantville	1,840	Holstein	1,560
Lamoni	2,284	Mount Ayr	1,838	Slater	1,546
Mediapolis	2,214	Sigourney	1,835	Dysart	1,542
Alta	2,207	Farley	1,833	Shell Rock	1,542
Colfax	2,186	Sac City	1,825	Hartley	1,536
Sumner	2,145	Reinbeck	1,784	Sanborn	1,536
Northwood	2,142	Greenfield	1,778	Fairbank	1,490
Bellevue	2,132	Dallas Center	1,770	Panora	1,490
Remsen	2,095	Prairie City	1,762	Lenox	1,488
Audubon	2,089	Lake City	1,745	Wellman	1,474
Toledo	2,047	Parkersburg	1,738	Roland	1,472
Ely	2,045	Stuart	1,726	Nashua	1,472
Columbus Junction	2,029	Manson	1,718	Van Meter	1,468
Epworth	1,982	Leon	1,707	Nora Springs	1,464
Ida Grove	1,969	Ackley	1,699	Manning	1,444
Lake Mills	1,965	Corydon	1,688	Traer	1,441
Granger	1,950	Oakland	1,678	Logan	1,437
Denver	1,921	Guttenberg	1,667	Walford	1,434
Britt	1,921	State Center	1,654	Strawberry Point	1,427
Durant	1,902	Moville	1,640	Dunlap	1,418

Community	Population	Community	Population	Community	Population
Bedford	1,416	Fayette	1,179	Graettinger	1,010
Manly	1,415	Central City	1,166	Preston	1,005
Kingsley	1,382	Palo	1,162	Rockwell	1,004
Avoca	1,375	Springville	1,160		
Earlham	1,367	George	1,149		
University Heights	1,353	Wayland	1,148		
Montezuma	1,335	St. Ansgar	1,140		
Elkader	1,326	Clarence	1,136		
Coon Rapids	1,324	Fredericksburg	1,133		
Clarksville	1,311	Fruitland	1,127		
Woodbine	1,286	Swisher	1,126		
Jewell Junction	1,284	Neola	1,125		
Alton	1,283	Afton	1,105		
Melcher-Dallas	1,278	Riverside	1,090		
Greene	1,267	Hamburg	1,087		
Malvern	1,264	Newhall	1,076		
Lone Tree	1,261	Treynor	1,071		
Dike	1,240	Villisca	1,071		
Conrad	1,234	Janesville	1,063		
Lake Park	1,223	Winfield	1,063		
Laurens	1,223	Griswold	1,056		
Sheffield	1,209	Lansing	1,053		
Tripoli	1,207	Sloan	1,051		
Marcus	1,200	Baxter	1,036		
Eddyville	1,187	Winthrop	1,035		
Gilbert	1,185	Sully	1,022		
New Sharon	1,183	Lawton	1,021		