



## Iowa Community Health Snapshot Series

*275 community reports prepared for the Iowa State University  
Extension and Outreach Community and Economic  
Development Unit*



*May 2024*

*By Matthew Voss & Shawn Dorius*

---

*This project was supported by funding from Iowa State University's Extension and Outreach Community and Economic Development Unit via an award from Iowa State University's Presidential Strategic Initiative Plan 2022-2031.*

# Iowa Community Health Snapshot Series

## Table of contents

|  |           |
|--|-----------|
| <b>Health in Fairbank: Overview</b>    | <b>3</b>  |
| Strengths . . . . .                    | 3         |
| Opportunities . . . . .                | 4         |
| How to Use this Report . . . . .       | 5         |
| Using Ames, IA as an Example . . . . . | 6         |
| <b>Health Status</b>                   | <b>7</b>  |
| Poor General Health . . . . .          | 7         |
| Poor Physical Health . . . . .         | 8         |
| Poor Mental Health . . . . .           | 8         |
| <b>Health Risk Behaviors</b>           | <b>9</b>  |
| Binge Drinking . . . . .               | 9         |
| Current Smoking . . . . .              | 10        |
| Physical Inactivity . . . . .          | 10        |
| Sleep <7 hours . . . . .               | 11        |
| <b>Health Outcomes</b>                 | <b>12</b> |
| Arthritis . . . . .                    | 12        |
| High Blood Pressure . . . . .          | 13        |
| Cancer (except skin) . . . . .         | 13        |
| Current Asthma . . . . .               | 14        |
| Coronary Heart Disease . . . . .       | 14        |
| COPD . . . . .                         | 15        |
| Depression . . . . .                   | 15        |
| Diabetes . . . . .                     | 16        |
| High Cholesterol . . . . .             | 16        |
| Chronic Kidney Disease . . . . .       | 17        |
| Obesity . . . . .                      | 17        |
| Stroke . . . . .                       | 18        |
| All Teeth Lost . . . . .               | 18        |
| <b>Prevention</b>                      | <b>19</b> |
| Lack of Health Insurance . . . . .     | 19        |
| Taking BP Medication . . . . .         | 20        |
| Cervical Cancer Screening . . . . .    | 20        |
| Annual Checkup . . . . .               | 21        |
| Cholesterol Screening . . . . .        | 21        |

---

|  |           |
|--|-----------|
| Colorectal Cancer Screening . . . . .              | 22        |
| Core preventive services for older men . . . . .   | 22        |
| Core preventive services for older women . . . . . | 24        |
| Dental Visit . . . . .                             | 24        |
| Mammography . . . . .                              | 26        |
| <b>Disability</b>                                  | <b>27</b> |
| Hearing disability . . . . .                       | 27        |
| Vision disability . . . . .                        | 28        |
| Cognitive disability . . . . .                     | 28        |
| Mobility disability . . . . .                      | 29        |
| Self-care disability . . . . .                     | 29        |
| Independent living disability . . . . .            | 30        |
| Any disability . . . . .                           | 30        |
| <b>Appendix 1: CDC PLACES Data</b>                 | <b>31</b> |
| <b>Appendix 2: Fairbank PLACES Data</b>            | <b>32</b> |
| <b>Appendix 3: Small Communities (1,000-2,499)</b> | <b>34</b> |

# Health in Fairbank: Overview

Dear Community Members & Stakeholders of Fairbank,

We are pleased to share the Iowa Community Health Snapshot series, a set of reports designed in partnership with Iowa State University’s Community Economic Development to assess the overall landscape of health and well-being across Iowa. The following pages include the health snapshot for your community. The snapshot can be used to see how Fairbank ranks across various health measures compared to the rest of the state and similarly-sized communities. This comparison allows us to identify Fairbank’s strengths and opportunities for growth by leveraging the Centers for Disease Control and Prevention PLACES dataset.

The report includes 37 health measures organized topically by general health status, risky behavior, health outcomes, prevention, and disability. We provide a general overview of each health topic, followed by a description of each health measure. Health measure descriptions include crude and age-adjusted rates and a ranking that tells you how your community ranks compared to all Iowa communities and communities of similar size to Fairbank. Crude rates tell you the raw, un-adjusted percent of the population experiencing the health measure. Age-adjusted rates account for the age distribution present in your community and presents what the rate would be if your community had a standard age distribution. Crude rates can provide a general comparison between communities and age-adjusted rates can give a fairer comparison between communities with different age structures.

## Strengths

Take a look at the top strengths of your community! Below are unadjusted and age-adjusted health measures that represent your community’s strengths. We recommend using continued investment in these areas to maintain them as strengths, as well as building on them to improve in other health domains.

| Crude                     |                          |                      | Age-Adjusted                           |                          |                      |
|---------------------------|--------------------------|----------------------|--|--------------------------|----------------------|
| Health Domain             | Statewide Community Rank | Small Community Rank | Health Domain                          | Statewide Community Rank | Small Community Rank |
| Mammography               | 311th                    | 39th                 | Cancer (except skin)                   | 74th                     | 4th                  |
| Cervical Cancer Screening | 333rd                    | 54th                 | Depression                             | 251st                    | 38th                 |
| Cancer (except skin)      | 335th                    | 36th                 | Taking BP Medication                   | 330th                    | 55th                 |
| Coronary Heart Disease    | 353rd                    | 49th                 | Chronic Kidney Disease                 | 349th                    | 65th                 |
| Arthritis                 | 364th                    | 48th                 | Core preventive services for older men | 356th                    | 66th                 |

## Opportunities

Below are health measures that represent potential areas for growth in your community. We recommend increasing investment in these areas to support community health and well-being.

| Crude                 |                                |                            | Age-Adjusted          |                                |                            |
|-----------------------|--------------------------------|----------------------------|-----------------------|--------------------------------|----------------------------|
| Health Domain         | Statewide<br>Community<br>Rank | Small<br>Community<br>Rank | Health Domain         | Statewide<br>Community<br>Rank | Small<br>Community<br>Rank |
| Binge Drinking        | 769th                          | 112th                      | High Cholesterol      | 777th                          | 125th                      |
| Cholesterol Screening | 738th                          | 116th                      | Binge Drinking        | 736th                          | 111th                      |
| Current Smoking       | 731st                          | 124th                      | Cholesterol Screening | 668th                          | 110th                      |
| Health Insurance      | 731st                          | 119th                      | High Blood Pressure   | 644th                          | 105th                      |
| Sleep <7 hours        | 728th                          | 118th                      | Current Smoking       | 636th                          | 107th                      |

Please review the rest of the report to learn more about your community and reach out to us with questions about the report or for recommendations to improve the overall health and well-being in Fairbank.

Sincerely,



*Shawn F. Dorius, PhD*  
*Iowa State University*  
*Public Science Collaborative*



**IOWA STATE UNIVERSITY**  
Extension and Outreach  
Community and Economic Development

This project was supported by funding from Iowa State University's Extension and Outreach Community and Economic Development Unit, via an award from Iowa State University's Presidential Strategic Initiative Plan 2022-2031.

---

## How to Use this Report

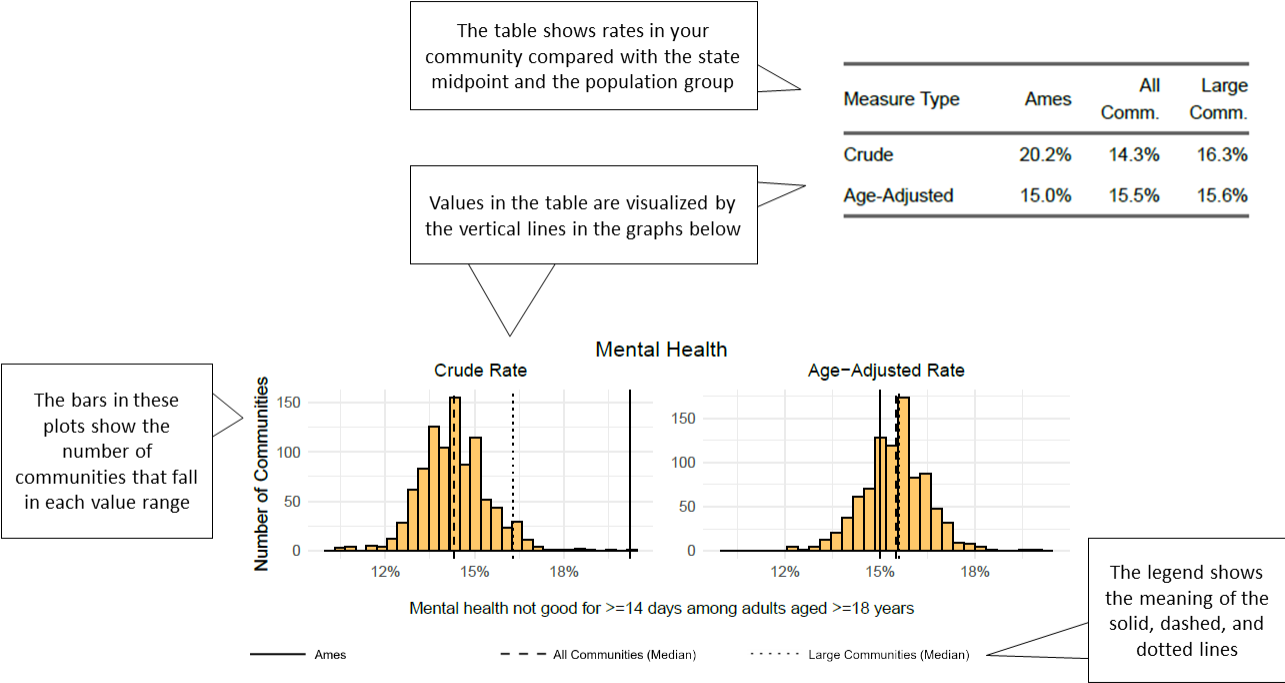
The purpose of the Iowa Community Health Snapshot Series is to provide an overview of health in Fairbank that can be used to help inform health-related interventions and programming. This report contains five sections, including the overall health status of Fairbank, a review of risky behaviors in the community, and information on various health outcomes, prevention measures, and disability needs. Each section includes an overview of the health domain, a breakdown of its underlying health measures, and data to see how Fairbank compares to the rest of the state and similarly-sized communities.

With a population of 1,490, Fairbank’s similarly sized communities are defined as small communities. In Iowa, small communities have an average population of 1,553, and there are 138 communities that are considered small communities. To see all of the communities in this population group, please see Appendix 3 of this report.

| Group      | Population Range | Number of Communities |
|------------|------------------|-----------------------|
| Large      | 50,000+          | 11                    |
| Mid-Large  | 10,000-49,999    | 31                    |
| Midsized   | 2,500-9,999      | 102                   |
| Small      | 1,000-2,499      | 138                   |
| Very Small | 0-999            | 676                   |
| Total      |                  | 958                   |

## Using Ames, IA as an Example

The graphic below is an example of the details included for each health measure. The table in the upper right shows your community's crude and age-adjusted rate estimates alongside their averages across all Iowa communities and similarly-sized communities. The images below show the distribution of the health measure across communities. The vertical lines correspond with the values in the table to show the estimate for the specific community compared to communities across the state. The solid black line in each plot represents the community rate, with the dashed lines indicating the average rate for all Iowa communities and the dotted lines showing the average rate for similarly-sized communities.



The example graphic above displays the poor mental health rate in Ames, Iowa. The left plot shows the crude rate of poor mental health in the community. Crude rates are the raw, un-adjusted percent of the population experiencing the health measure. Notice how the solid black line is closer to the right of the plot than the dashed and dotted lines; this indicates that Ames has a higher crude rate of poor mental health than most communities in the state. However, the age-adjusted rate plot on the right shows the solid line closer to the peak of the distribution and averages for the state and similarly-sized communities, indicating that when accounting for Ames's unique age distribution, Ames's poor mental health rate is not a significant outlier, and is estimated to be lower than the statewide average. Accounting for crude and age-adjusted rates is critical to help inform health interventions as age-adjusted rates can help contextualize the health measure within the population.

# Health Status

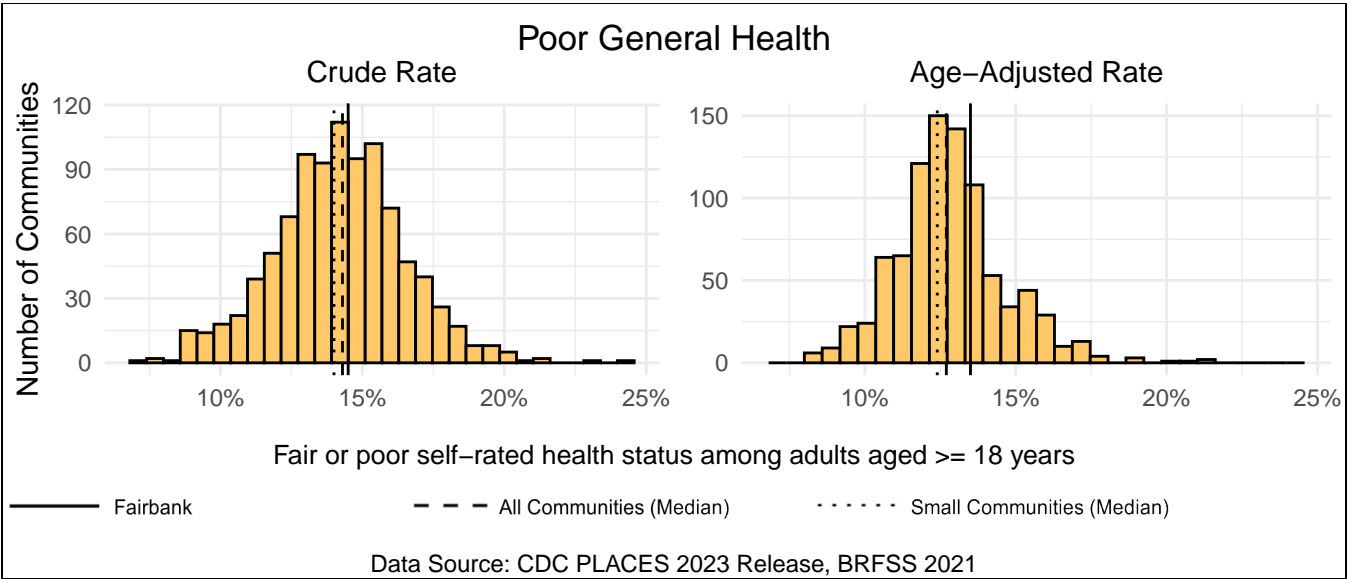
This section reflects measures for overall health, including general, physical, and mental health. These measures are a valuable way to see a simple summary of the health of a country’s population. The questions to calculate these measures ask respondents to evaluate their health status. General health is evaluated on a 5-point scale where respondents can report their health status as one of “excellent,” “very good,” “good,” “fair,” or “poor,” from which the respondents who answer “fair” or “poor” are included in the measure. Physical and mental health are evaluated as the rate of respondents who say they have had 14 or more days in the last 30 days in which their physical or mental health was not good. The URL below includes more information about each variable.

<https://www.cdc.gov/places/measure-definitions/health-status/index.html>

## Poor General Health

Fairbank has a crude rate of 14.5% for fair or poor self-rated health status among adults aged >= 18 years, which ranks 513th out of 958 Iowa communities (80th out of 138 small communities). The age-adjusted rate for Fairbank is 13.5%, which ranks 620th out of 905 Iowa communities (105th out of 138 small communities).

| Measure Type | Fairbank | All Comm. | Small Comm. |
|--------------|----------|-----------|-------------|
| Crude        | 14.5%    | 14.3%     | 14.0%       |
| Age-Adjusted | 13.5%    | 12.7%     | 12.4%       |

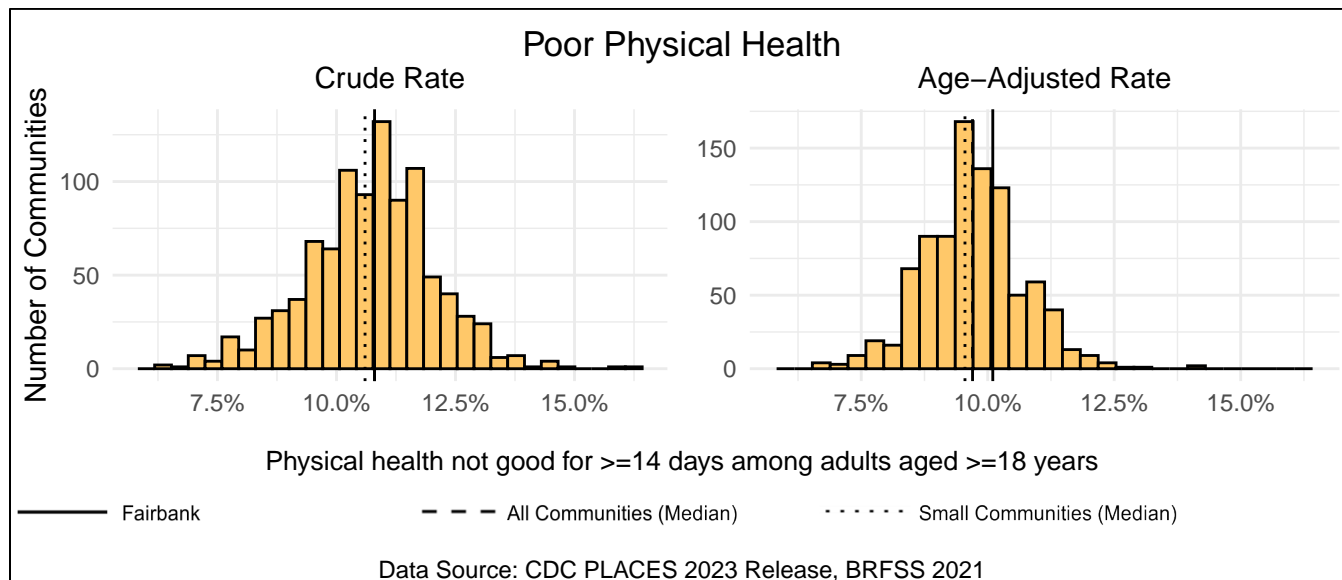




## Poor Physical Health

Fairbank has a crude rate of 10.8% for physical health not good for  $\geq 14$  days among adults aged  $\geq 18$  years, which ranks 468th out of 958 Iowa communities (73rd out of 138 small communities). The age-adjusted rate for Fairbank is 10.1%, which ranks 604th out of 905 Iowa communities (103rd out of 138 small communities).

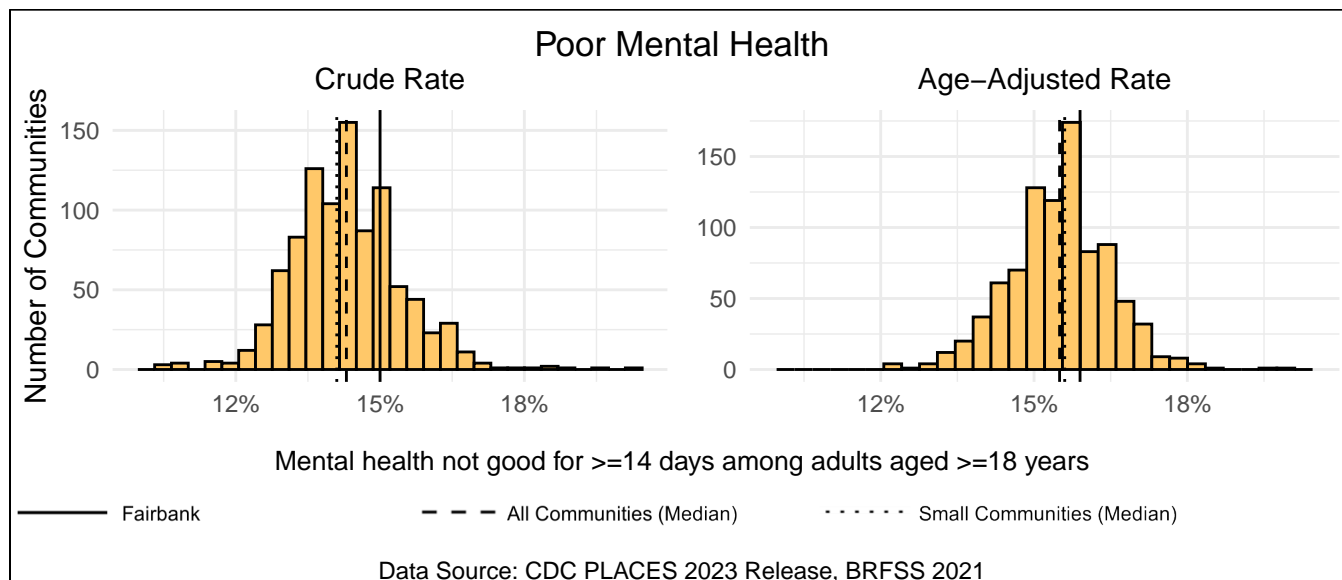
| Measure Type | Fairbank | All Comm. | Small Comm. |
|--------------|----------|-----------|-------------|
| Crude        | 10.8%    | 10.8%     | 10.6%       |
| Age-Adjusted | 10.1%    | 9.7%      | 9.6%        |



## Poor Mental Health

Fairbank has a crude rate of 15.0% for mental health not good for  $\geq 14$  days among adults aged  $\geq 18$  years, which ranks 705th out of 958 Iowa communities (117th out of 138 small communities). The age-adjusted rate for Fairbank is 15.9%, which ranks 596th out of 905 Iowa communities (93rd out of 138 small communities).

| Measure Type | Fairbank | All Comm. | Small Comm. |
|--------------|----------|-----------|-------------|
| Crude        | 15.0%    | 14.3%     | 14.1%       |
| Age-Adjusted | 15.9%    | 15.5%     | 15.6%       |



# Health Risk Behaviors

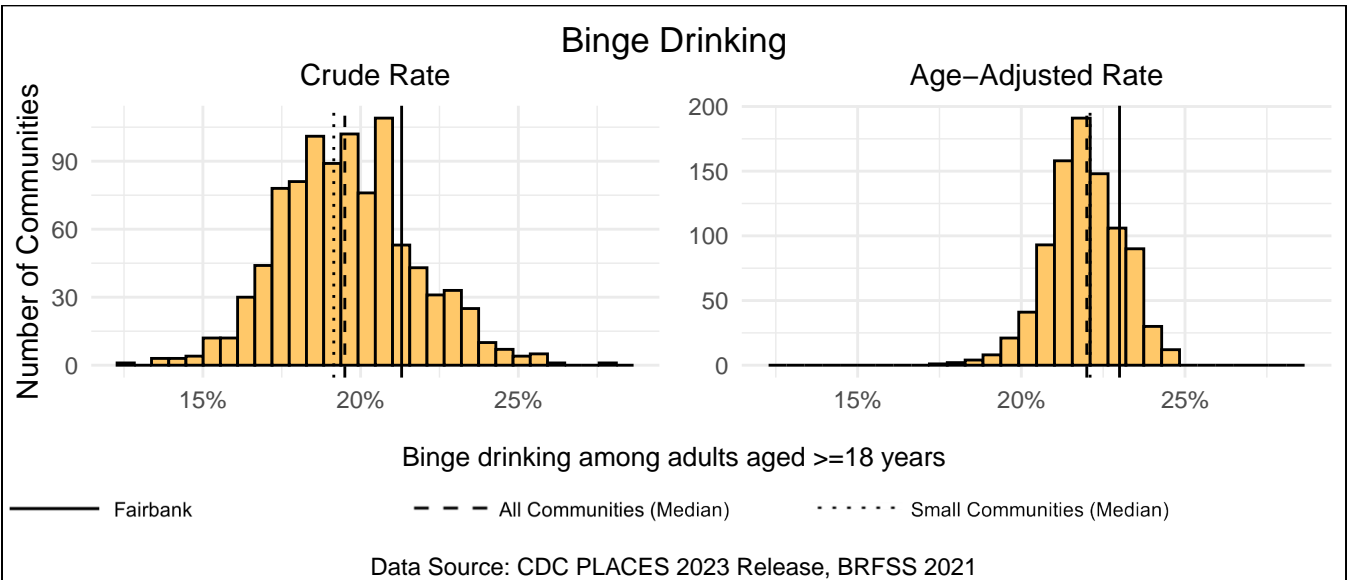
Health risk measures are measures of individual behaviors that can lead to poor health outcomes. These include binge drinking, current smoking, physical inactivity, and getting less than seven hours of nightly sleep. Risk behaviors are the most critical intervention points as they can help save lives and drastically improve health outcomes later in life. Each measure is calculated as the rate of respondents participating in a high level of risk behavior. The exact cutoff points for the behavior depend on the health area. The link below includes more information about each variable.

<https://www.cdc.gov/places/measure-definitions/unhealthy-behaviors/index.html>

## Binge Drinking

Fairbank has a crude rate of 21.3% for binge drinking among adults aged  $\geq 18$  years, which ranks 769th out of 958 Iowa communities (112th out of 138 small communities). The age-adjusted rate for Fairbank is 23.0%, which ranks 736th out of 905 Iowa communities (111th out of 138 small communities).

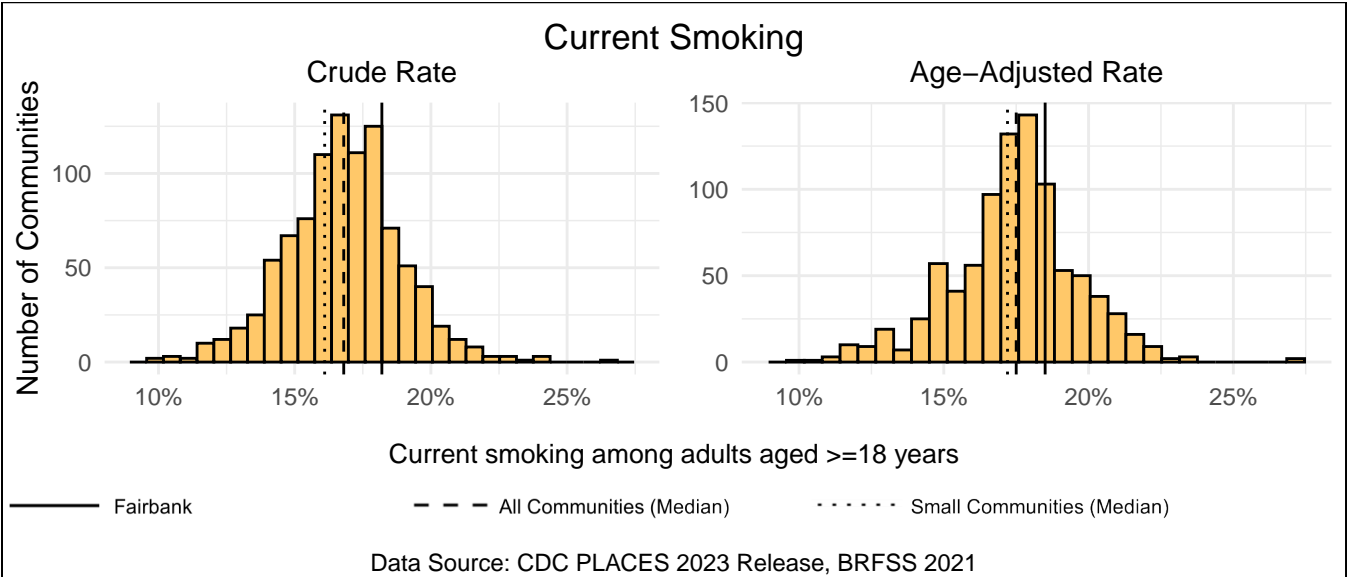
| Measure Type | Fairbank | All Comm. | Small Comm. |
|--------------|----------|-----------|-------------|
| Crude        | 21.3%    | 19.5%     | 19.1%       |
| Age-Adjusted | 23.0%    | 22.0%     | 22.1%       |



# Current Smoking

Fairbank has a crude rate of 18.2% for current smoking among adults aged >=18 years, which ranks 731st out of 958 Iowa communities (124th out of 138 small communities). The age-adjusted rate for Fairbank is 18.5%, which ranks 636th out of 905 Iowa communities (107th out of 138 small communities).

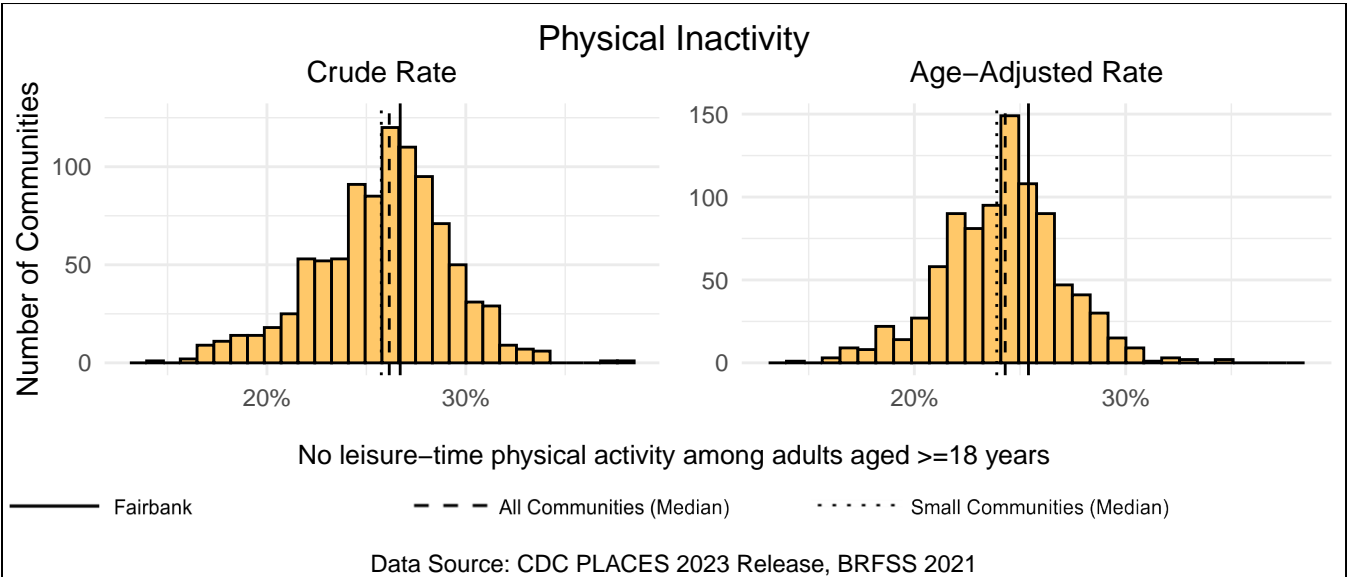
| Measure Type | Fairbank | All Comm. | Small Comm. |
|--------------|----------|-----------|-------------|
| Crude        | 18.2%    | 16.8%     | 16.1%       |
| Age-Adjusted | 18.5%    | 17.5%     | 17.2%       |



# Physical Inactivity

Fairbank has a crude rate of 26.7% for no leisure-time physical activity among adults aged >=18 years, which ranks 549th out of 958 Iowa communities (83rd out of 138 small communities). The age-adjusted rate for Fairbank is 25.4%, which ranks 623rd out of 905 Iowa communities (105th out of 138 small communities).

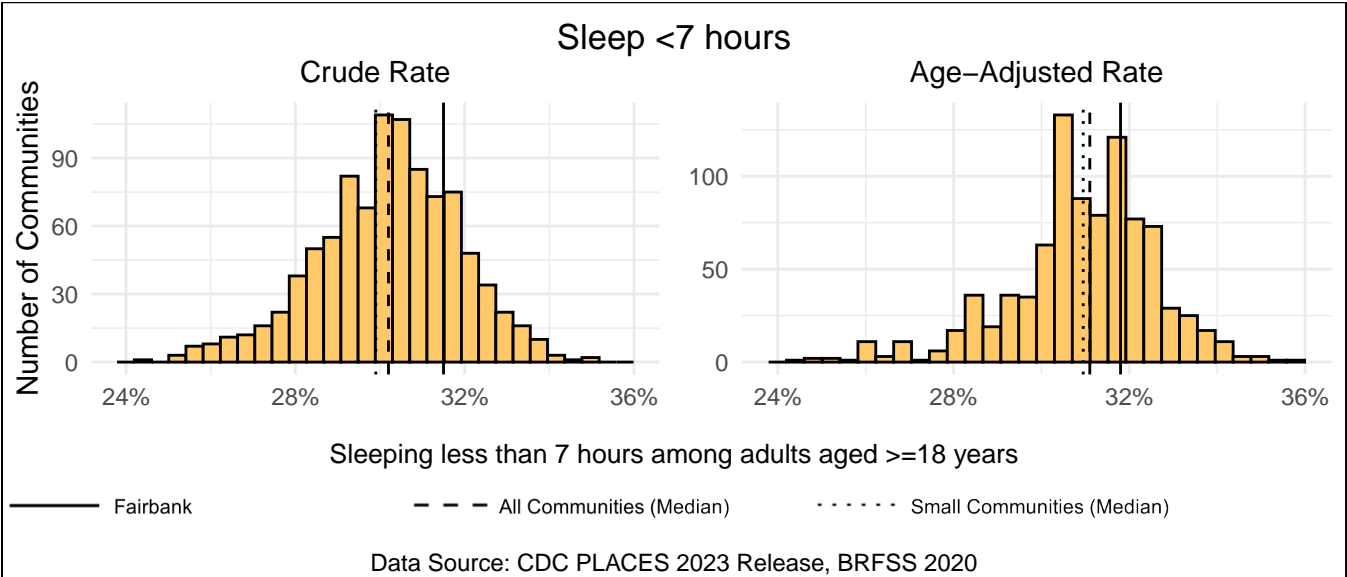
| Measure Type | Fairbank | All Comm. | Small Comm. |
|--------------|----------|-----------|-------------|
| Crude        | 26.7%    | 26.1%     | 25.8%       |
| Age-Adjusted | 25.4%    | 24.3%     | 23.9%       |



**Sleep <7 hours**

Fairbank has a crude rate of 31.5% for sleeping less than 7 hours among adults aged  $\geq 18$  years, which ranks 728th out of 958 Iowa communities (118th out of 138 small communities). The age-adjusted rate for Fairbank is 31.8%, which ranks 613th out of 905 Iowa communities (100th out of 138 small communities).

| Measure Type | Fairbank | All Comm. | Small Comm. |
|--------------|----------|-----------|-------------|
| Crude        | 31.5%    | 30.2%     | 29.9%       |
| Age-Adjusted | 31.8%    | 31.1%     | 31.0%       |



# Health Outcomes

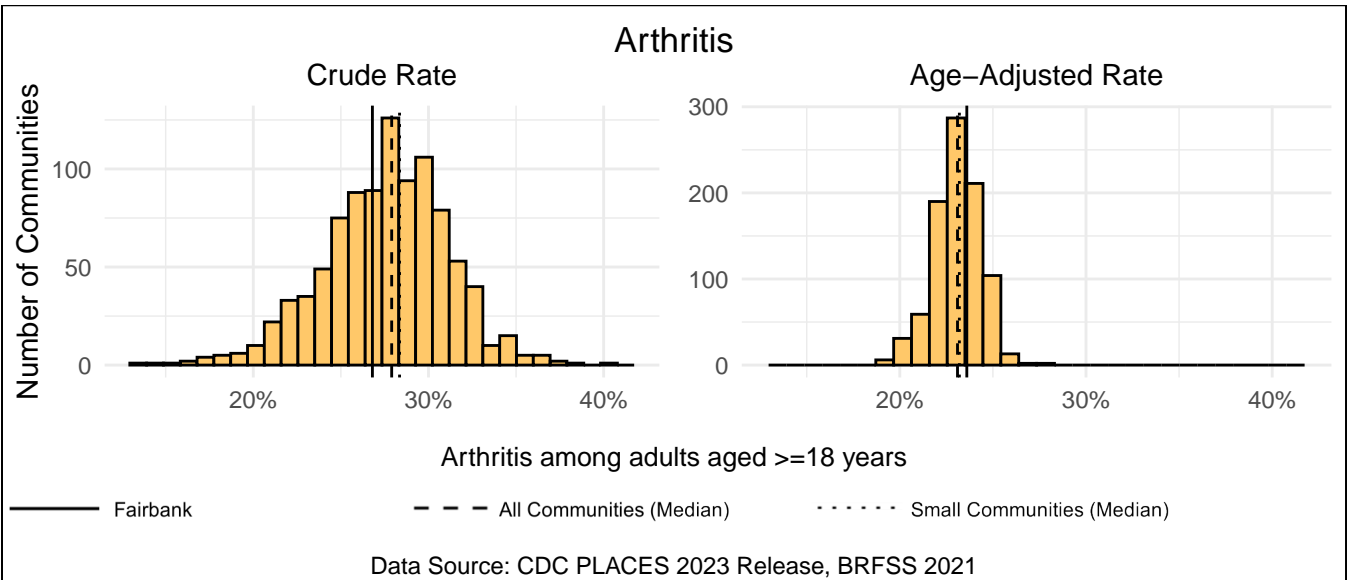
This section includes measures about specific health outcomes such as chronic illness, mental health conditions, and risk factors for future disease. Health outcome measures include but are not limited to arthritis, high blood pressure, cancer, depression, and obesity. Each measure is the percentage of respondents reporting receiving the diagnosis by a doctor, nurse, or other health professional. The link below includes more information about each variable.

<https://www.cdc.gov/places/measure-definitions/health-outcomes/index.html>

## Arthritis

Fairbank has a crude rate of 26.8% for arthritis among adults aged  $\geq 18$  years, which ranks 364th out of 958 Iowa communities (48th out of 138 small communities). The age-adjusted rate for Fairbank is 23.6%, which ranks 574th out of 905 Iowa communities (94th out of 138 small communities).

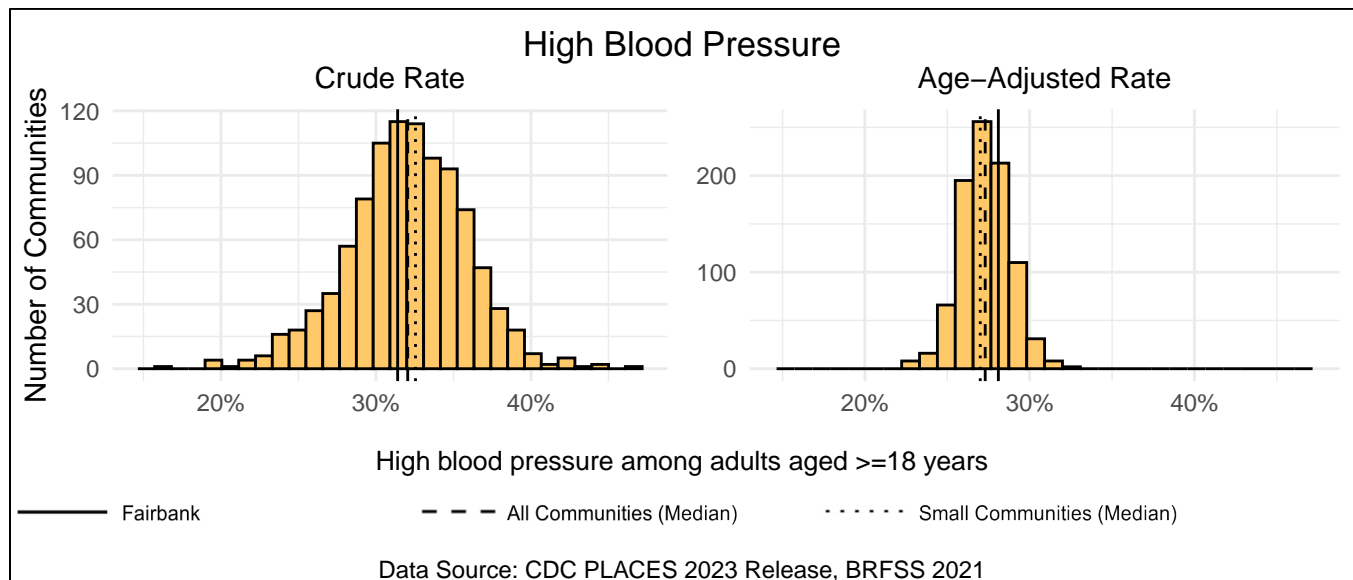
| Measure Type | Fairbank | All Comm. | Small Comm. |
|--------------|----------|-----------|-------------|
| Crude        | 26.8%    | 27.9%     | 28.4%       |
| Age-Adjusted | 23.6%    | 23.1%     | 23.2%       |



## High Blood Pressure

Fairbank has a crude rate of 31.4% for high blood pressure among adults aged  $\geq 18$  years, which ranks 388th out of 958 Iowa communities (54th out of 138 small communities). The age-adjusted rate for Fairbank is 28.1%, which ranks 644th out of 905 Iowa communities (105th out of 138 small communities).

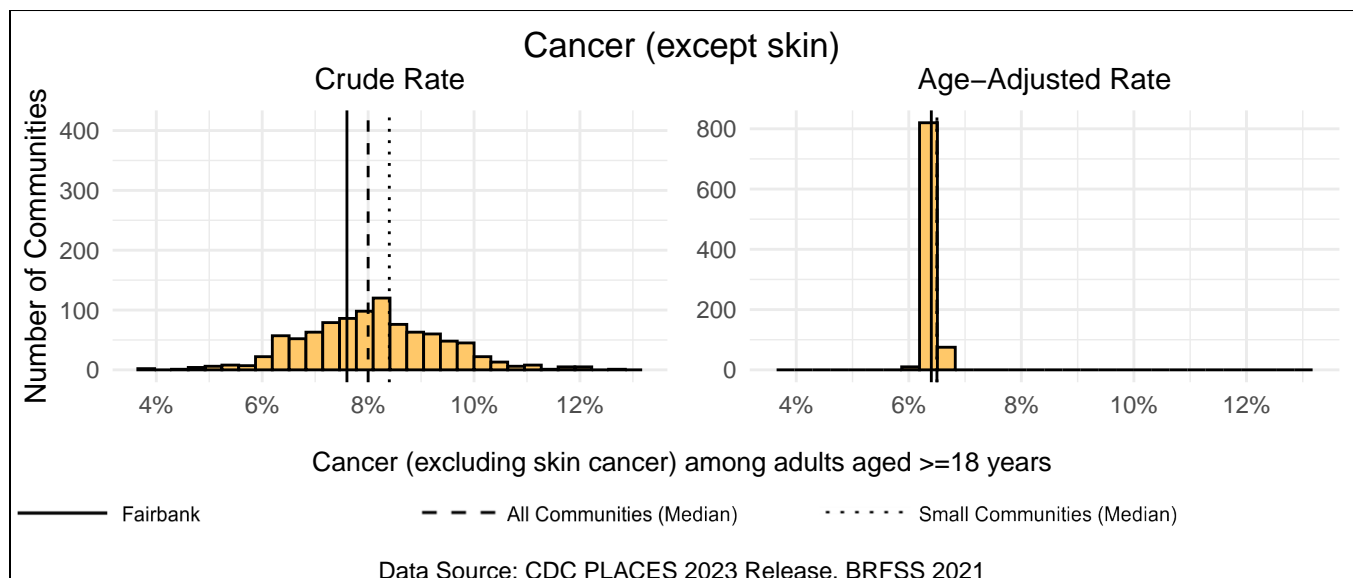
| Measure Type | Fairbank | All Comm. | Small Comm. |
|--------------|----------|-----------|-------------|
| Crude        | 31.4%    | 32.0%     | 32.5%       |
| Age-Adjusted | 28.1%    | 27.3%     | 27.0%       |



## Cancer (except skin)

Fairbank has a crude rate of 7.6% for cancer (excluding skin cancer) among adults aged  $\geq 18$  years, which ranks 335th out of 958 Iowa communities (36th out of 138 small communities). The age-adjusted rate for Fairbank is 6.4%, which ranks 74th out of 905 Iowa communities (4th out of 138 small communities).

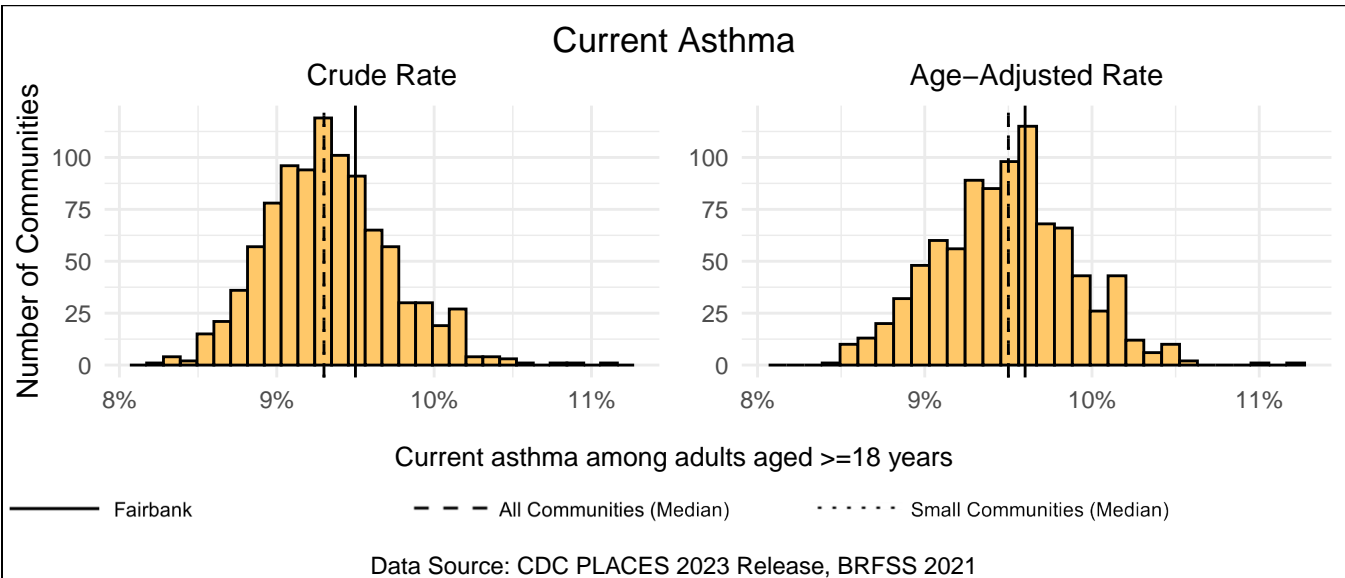
| Measure Type | Fairbank | All Comm. | Small Comm. |
|--------------|----------|-----------|-------------|
| Crude        | 7.6%     | 8.0%      | 8.4%        |
| Age-Adjusted | 6.4%     | 6.5%      | 6.5%        |



## Current Asthma

Fairbank has a crude rate of 9.5% for current asthma among adults aged  $\geq 18$  years, which ranks 625th out of 958 Iowa communities (100th out of 138 small communities). The age-adjusted rate for Fairbank is 9.6%, which ranks 513th out of 905 Iowa communities (73rd out of 138 small communities).

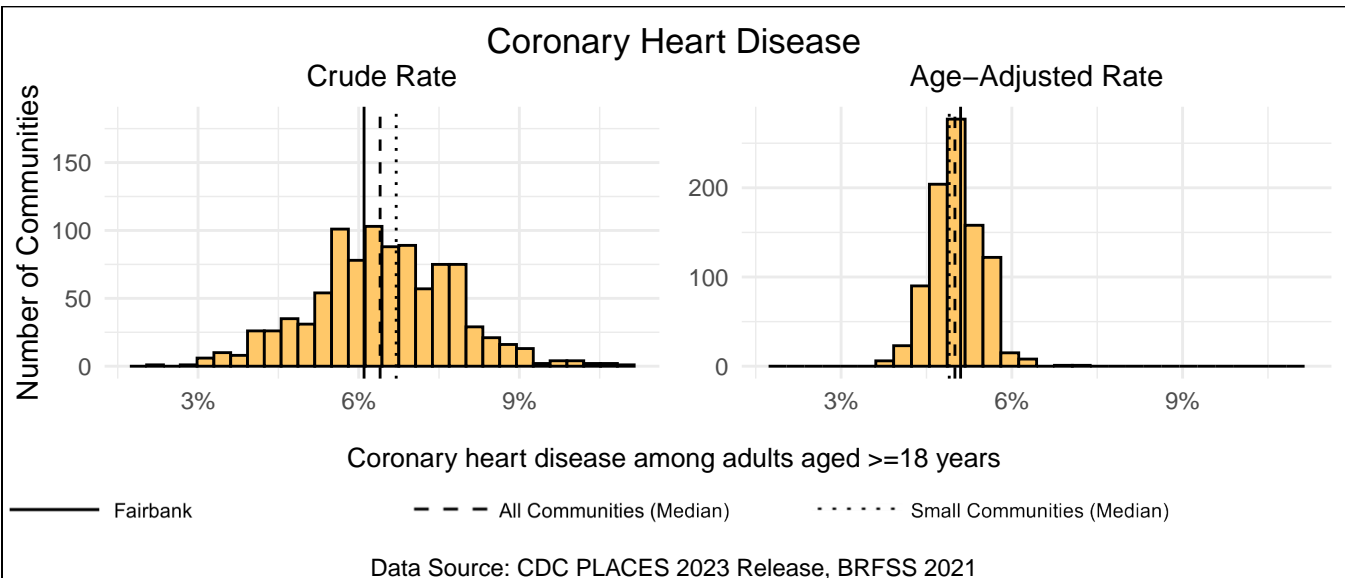
| Measure Type | Fairbank | All Comm. | Small Comm. |
|--------------|----------|-----------|-------------|
| Crude        | 9.5%     | 9.3%      | 9.3%        |
| Age-Adjusted | 9.6%     | 9.5%      | 9.5%        |



## Coronary Heart Disease

Fairbank has a crude rate of 6.1% for coronary heart disease among adults aged  $\geq 18$  years, which ranks 353rd out of 958 Iowa communities (49th out of 138 small communities). The age-adjusted rate for Fairbank is 5.1%, which ranks 511th out of 905 Iowa communities (95th out of 138 small communities).

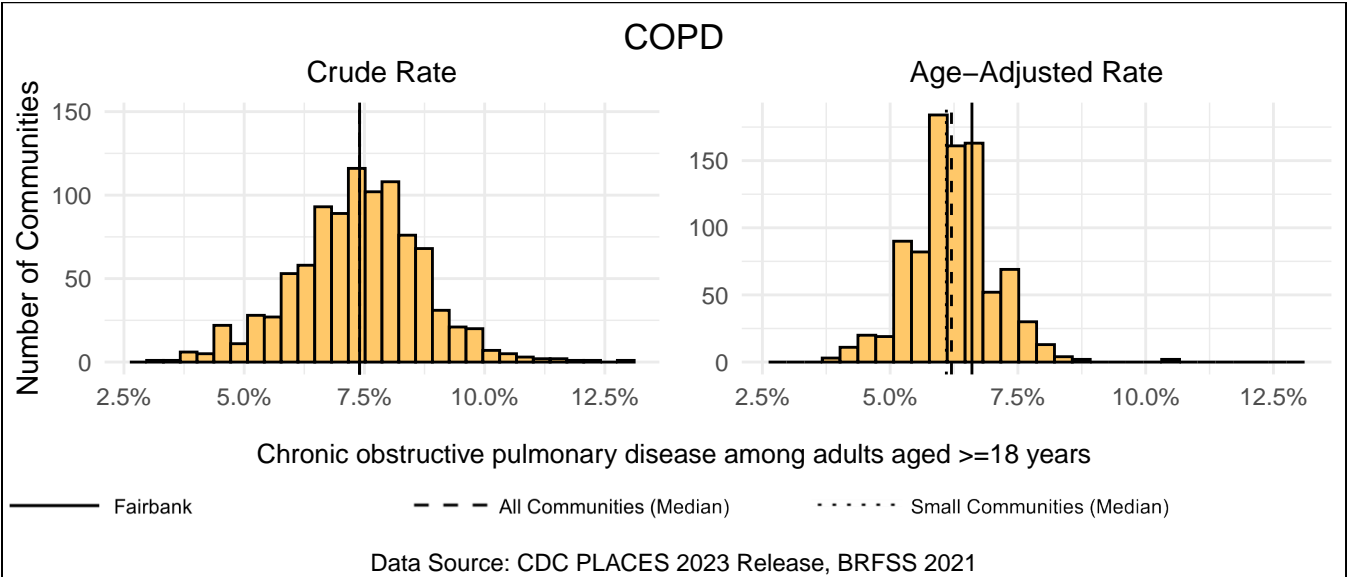
| Measure Type | Fairbank | All Comm. | Small Comm. |
|--------------|----------|-----------|-------------|
| Crude        | 6.1%     | 6.4%      | 6.7%        |
| Age-Adjusted | 5.1%     | 5.0%      | 4.9%        |



# COPD

Fairbank has a crude rate of 7.4% for chronic obstructive pulmonary disease among adults aged  $\geq 18$  years, which ranks 448th out of 958 Iowa communities (66th out of 138 small communities). The age-adjusted rate for Fairbank is 6.6%, which ranks 620th out of 905 Iowa communities (105th out of 138 small communities).

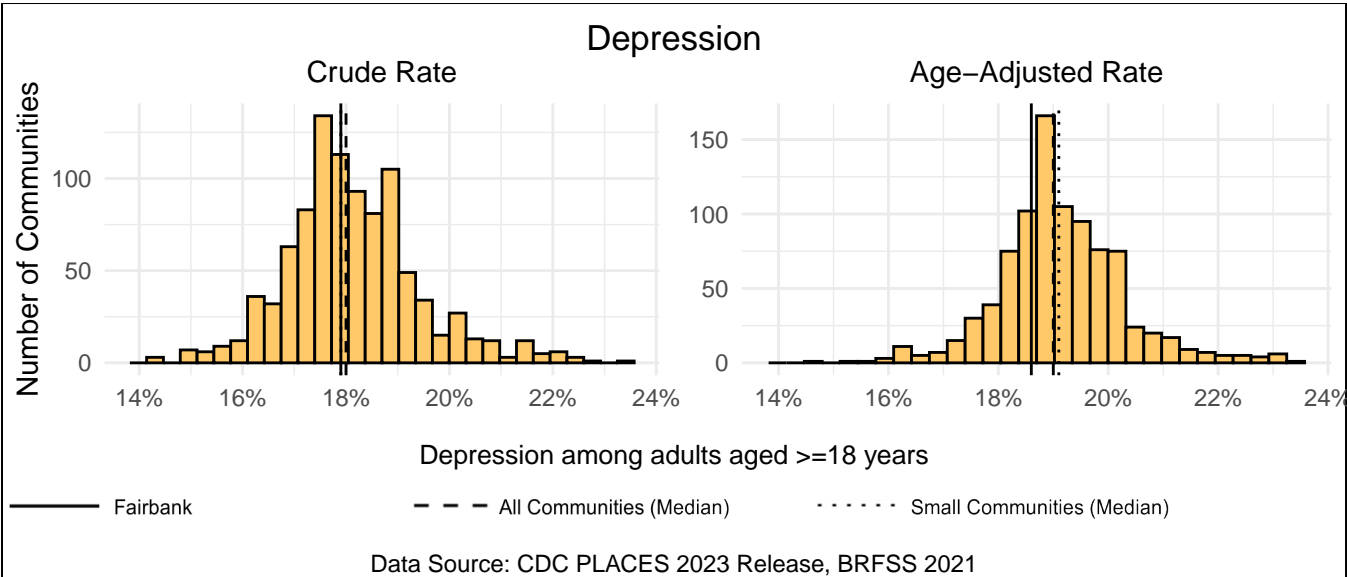
| Measure Type | Fairbank | All Comm. | Small Comm. |
|--------------|----------|-----------|-------------|
| Crude        | 7.4%     | 7.4%      | 7.4%        |
| Age-Adjusted | 6.6%     | 6.2%      | 6.1%        |



# Depression

Fairbank has a crude rate of 17.9% for depression among adults aged  $\geq 18$  years, which ranks 424th out of 958 Iowa communities (68th out of 138 small communities). The age-adjusted rate for Fairbank is 18.6%, which ranks 251st out of 905 Iowa communities (38th out of 138 small communities).

| Measure Type | Fairbank | All Comm. | Small Comm. |
|--------------|----------|-----------|-------------|
| Crude        | 17.9%    | 18.0%     | 17.9%       |
| Age-Adjusted | 18.6%    | 19.0%     | 19.1%       |

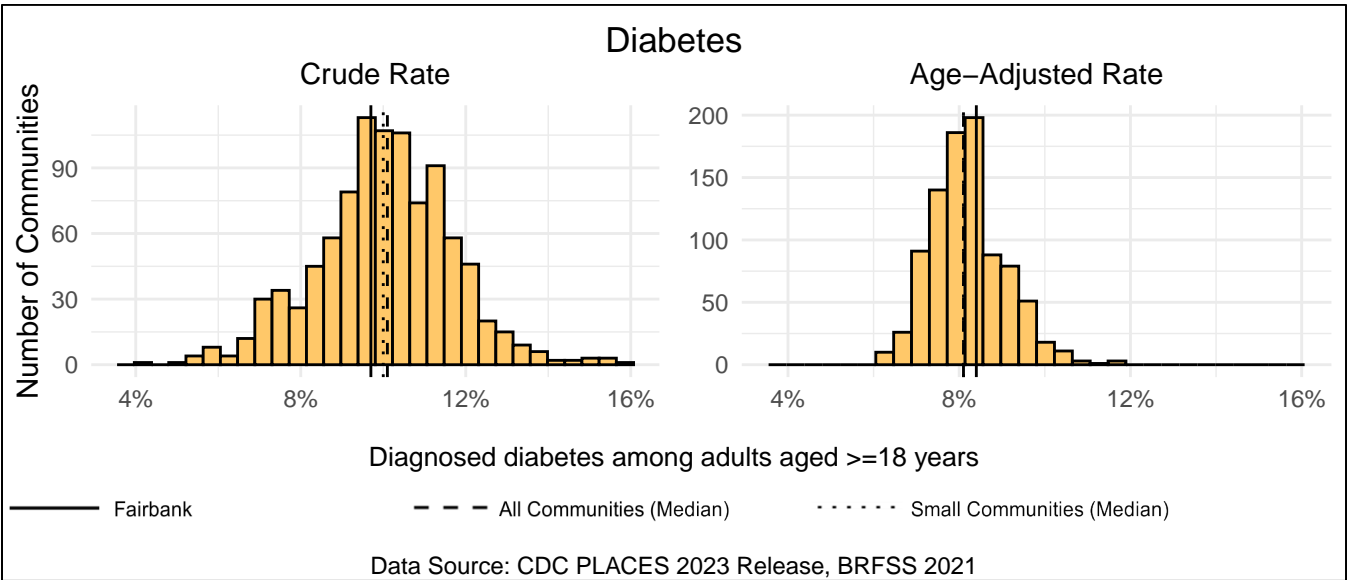




# Diabetes

Fairbank has a crude rate of 9.7% for diagnosed diabetes among adults aged >=18 years, which ranks 378th out of 958 Iowa communities (60th out of 138 small communities). The age-adjusted rate for Fairbank is 8.4%, which ranks 567th out of 905 Iowa communities (98th out of 138 small communities).

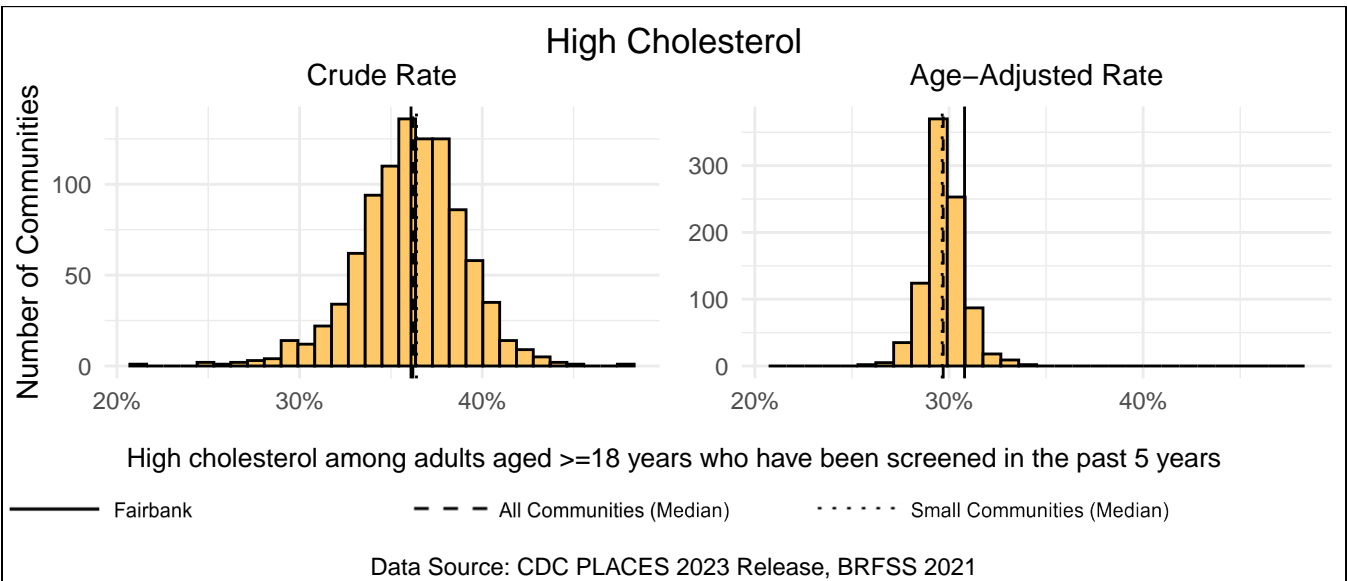
| Measure Type | Fairbank | All Comm. | Small Comm. |
|--------------|----------|-----------|-------------|
| Crude        | 9.7%     | 10.1%     | 10.0%       |
| Age-Adjusted | 8.4%     | 8.1%      | 8.1%        |



# High Cholesterol

Fairbank has a crude rate of 36.1% for high cholesterol among adults aged >=18 years who have been screened in the past 5 years, which ranks 449th out of 958 Iowa communities (59th out of 138 small communities). The age-adjusted rate for Fairbank is 30.8%, which ranks 777th out of 905 Iowa communities (125th out of 138 small communities).

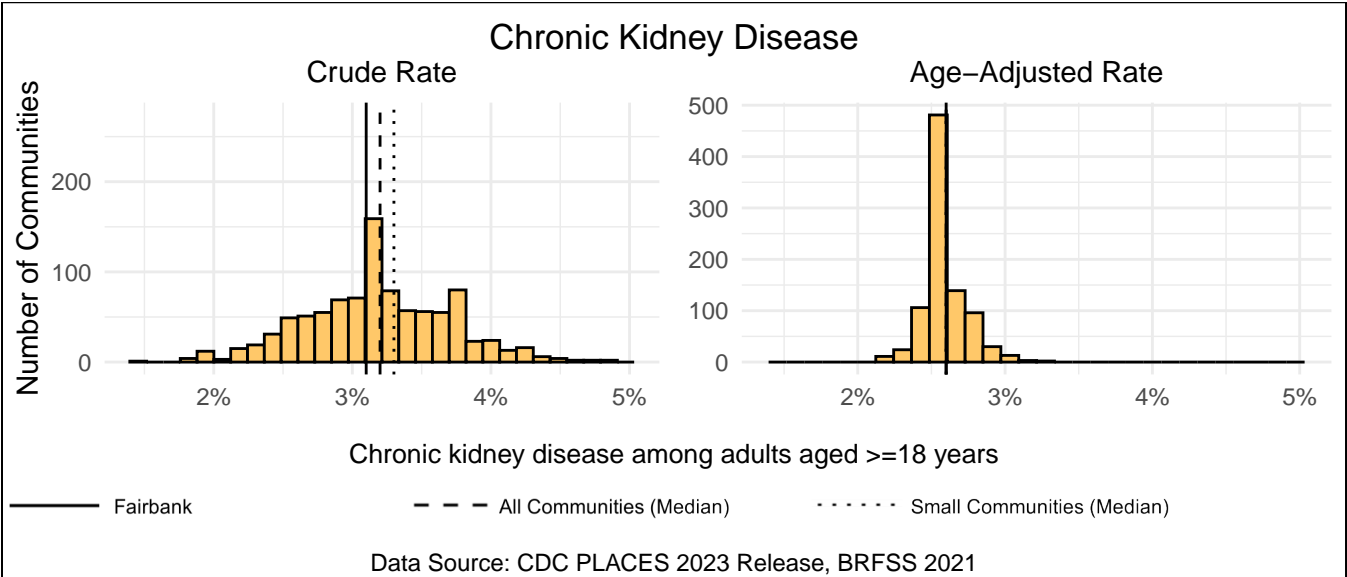
| Measure Type | Fairbank | All Comm. | Small Comm. |
|--------------|----------|-----------|-------------|
| Crude        | 36.1%    | 36.2%     | 36.4%       |
| Age-Adjusted | 30.8%    | 29.7%     | 29.6%       |



## Chronic Kidney Disease

Fairbank has a crude rate of 3.1% for chronic kidney disease among adults aged  $\geq 18$  years, which ranks 381st out of 958 Iowa communities (48th out of 138 small communities). The age-adjusted rate for Fairbank is 2.6%, which ranks 349th out of 905 Iowa communities (65th out of 138 small communities).

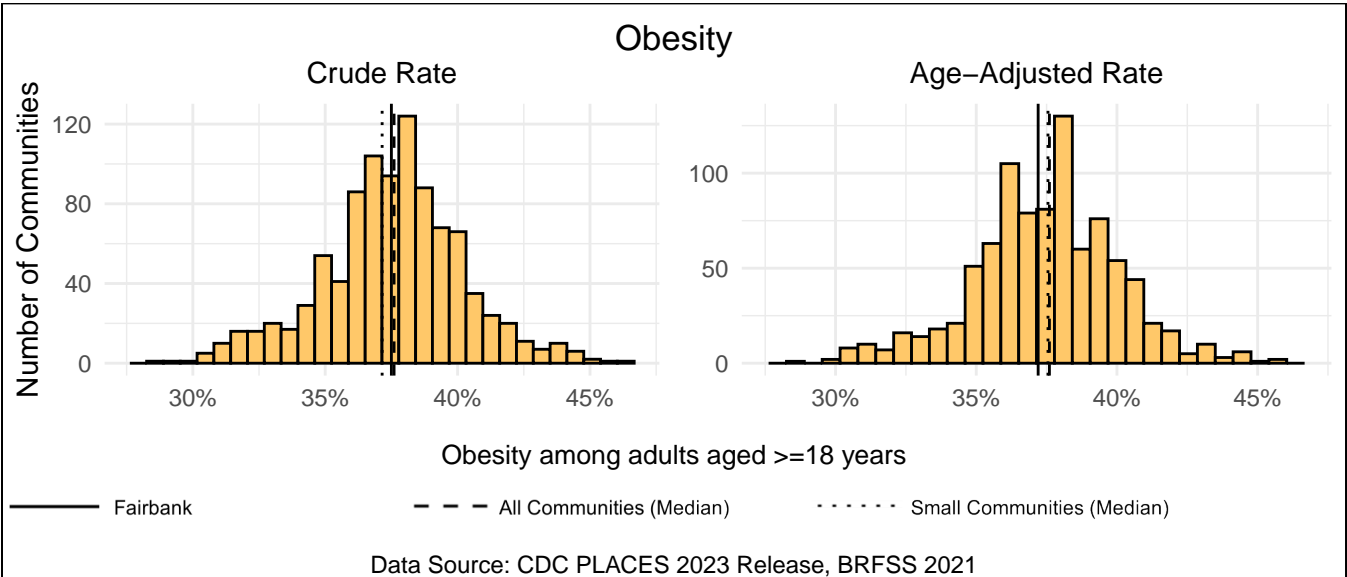
| Measure Type | Fairbank | All Comm. | Small Comm. |
|--------------|----------|-----------|-------------|
| Crude        | 3.1%     | 3.2%      | 3.3%        |
| Age-Adjusted | 2.6%     | 2.6%      | 2.6%        |



## Obesity

Fairbank has a crude rate of 37.5% for obesity among adults aged  $\geq 18$  years, which ranks 448th out of 958 Iowa communities (78th out of 138 small communities). The age-adjusted rate for Fairbank is 37.2%, which ranks 396th out of 905 Iowa communities (63rd out of 138 small communities).

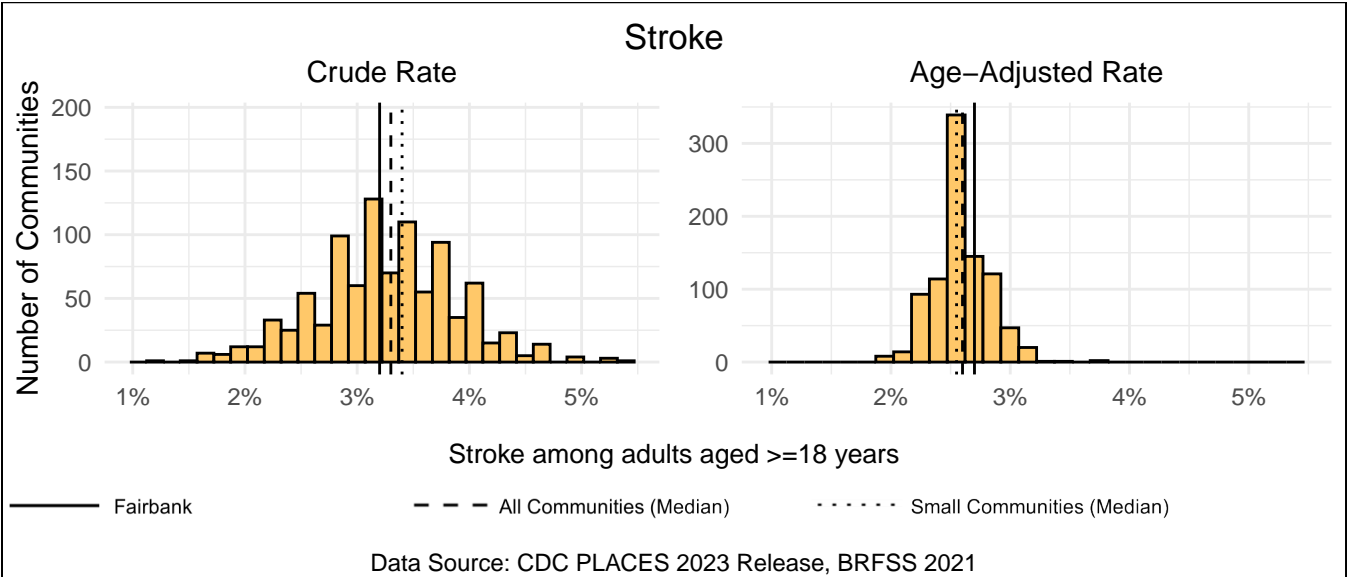
| Measure Type | Fairbank | All Comm. | Small Comm. |
|--------------|----------|-----------|-------------|
| Crude        | 37.5%    | 37.6%     | 37.2%       |
| Age-Adjusted | 37.2%    | 37.6%     | 37.5%       |



# Stroke

Fairbank has a crude rate of 3.2% for stroke among adults aged  $\geq 18$  years, which ranks 397th out of 958 Iowa communities (51st out of 138 small communities). The age-adjusted rate for Fairbank is 2.7%, which ranks 569th out of 905 Iowa communities (97th out of 138 small communities).

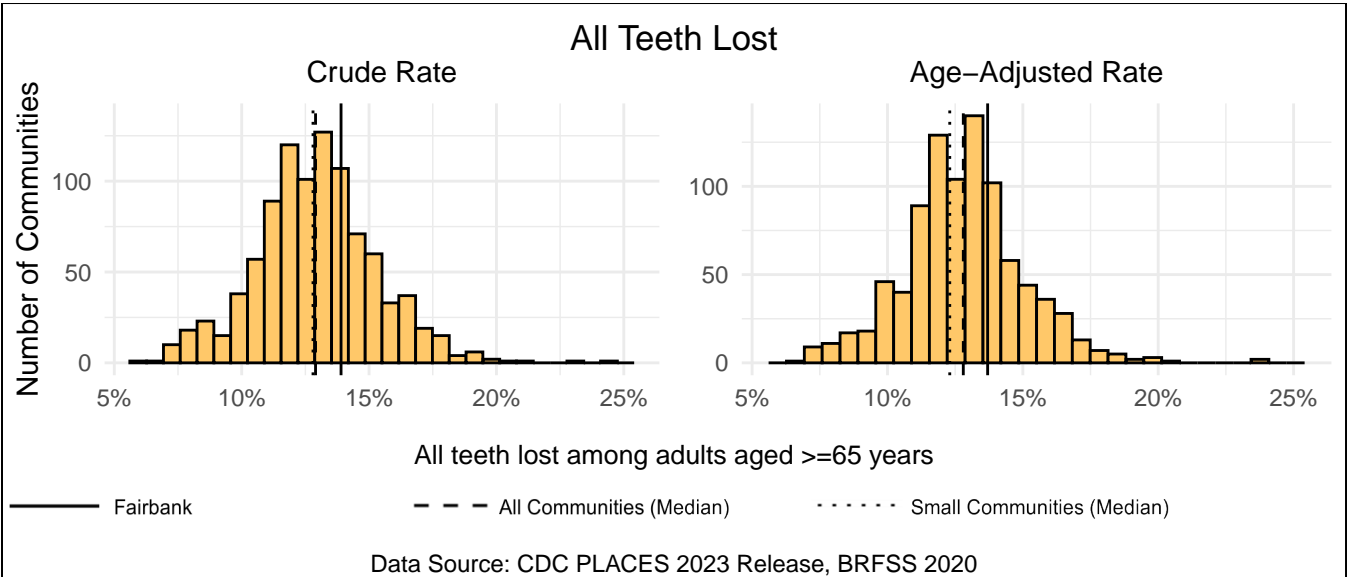
| Measure Type | Fairbank | All Comm. | Small Comm. |
|--------------|----------|-----------|-------------|
| Crude        | 3.2%     | 3.3%      | 3.4%        |
| Age-Adjusted | 2.7%     | 2.6%      | 2.5%        |



# All Teeth Lost

Fairbank has a crude rate of 13.9% for all teeth lost among adults aged  $\geq 65$  years, which ranks 663rd out of 958 Iowa communities (99th out of 138 small communities). The age-adjusted rate for Fairbank is 13.7%, which ranks 628th out of 905 Iowa communities (106th out of 138 small communities).

| Measure Type | Fairbank | All Comm. | Small Comm. |
|--------------|----------|-----------|-------------|
| Crude        | 13.9%    | 12.9%     | 12.8%       |
| Age-Adjusted | 13.7%    | 12.8%     | 12.3%       |



# Prevention

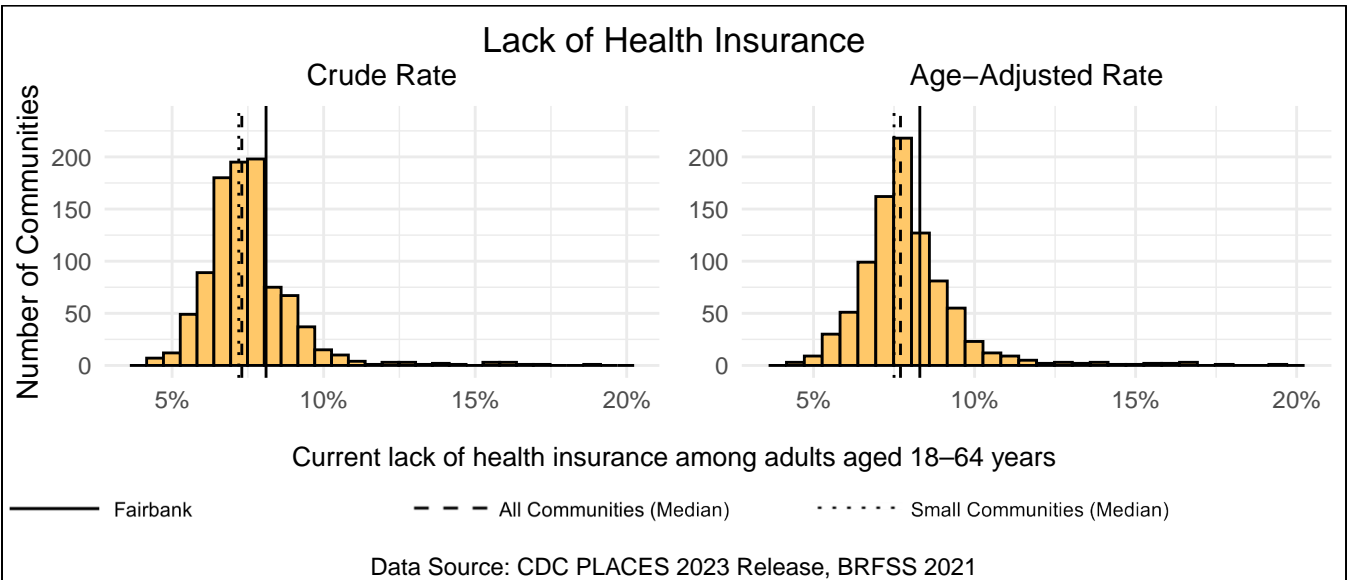
Preventive measures are another practical intervention point for public health professionals as they allow for the early detection of health conditions and improve overall treatment efficacy. This section includes a review of your community’s prevention measures, including preventive screenings and doctor visits. Besides the measure for lack of health insurance, all measures in this section are positive, where a higher rate is a strength for your community. The link below includes more information about each variable.

<https://www.cdc.gov/places/measure-definitions/prevention/index.html>

## Lack of Health Insurance

Fairbank has a crude rate of 8.1% for current lack of health insurance among adults aged 18–64 years, which ranks 731st out of 958 Iowa communities (119th out of 138 small communities). The age-adjusted rate for Fairbank is 8.3%, which ranks 632nd out of 905 Iowa communities (111th out of 138 small communities).

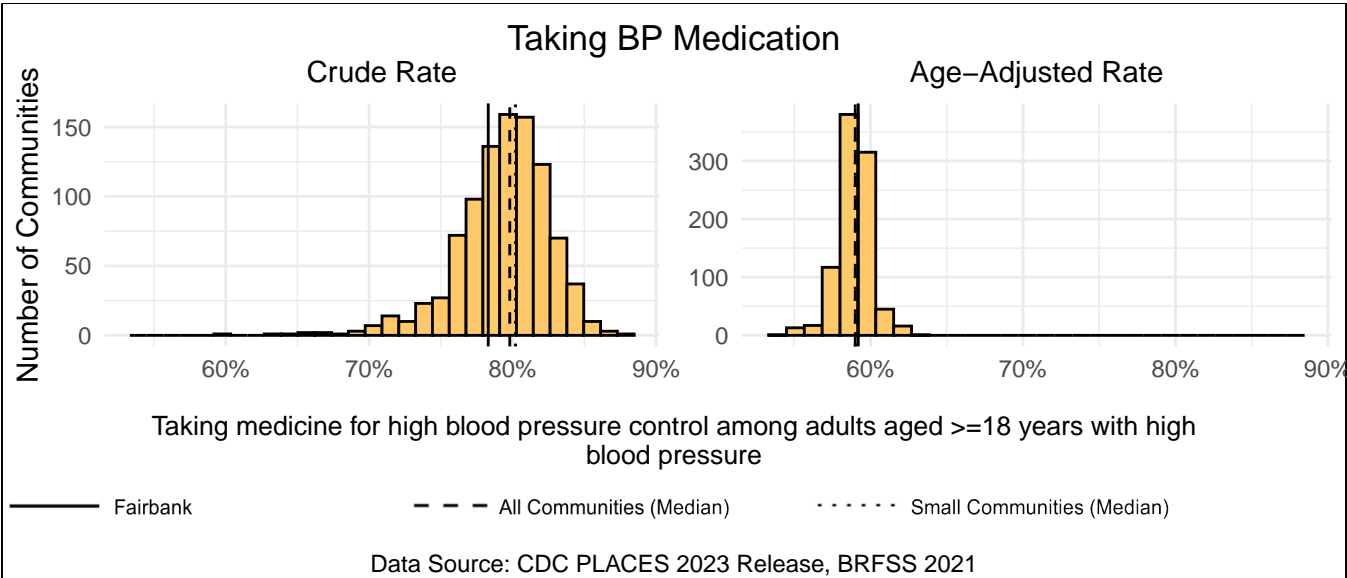
| Measure Type | Fairbank | All Comm. | Small Comm. |
|--------------|----------|-----------|-------------|
| Crude        | 8.1%     | 7.3%      | 7.2%        |
| Age-Adjusted | 8.3%     | 7.7%      | 7.5%        |



## Taking BP Medication

Fairbank has a crude rate of 78.3% for taking medicine for high blood pressure control among adults aged  $\geq 18$  years with high blood pressure, which ranks 649th out of 958 Iowa communities (99th out of 138 small communities). The age-adjusted rate for Fairbank is 59.2%, which ranks 330th out of 905 Iowa communities (55th out of 138 small communities).

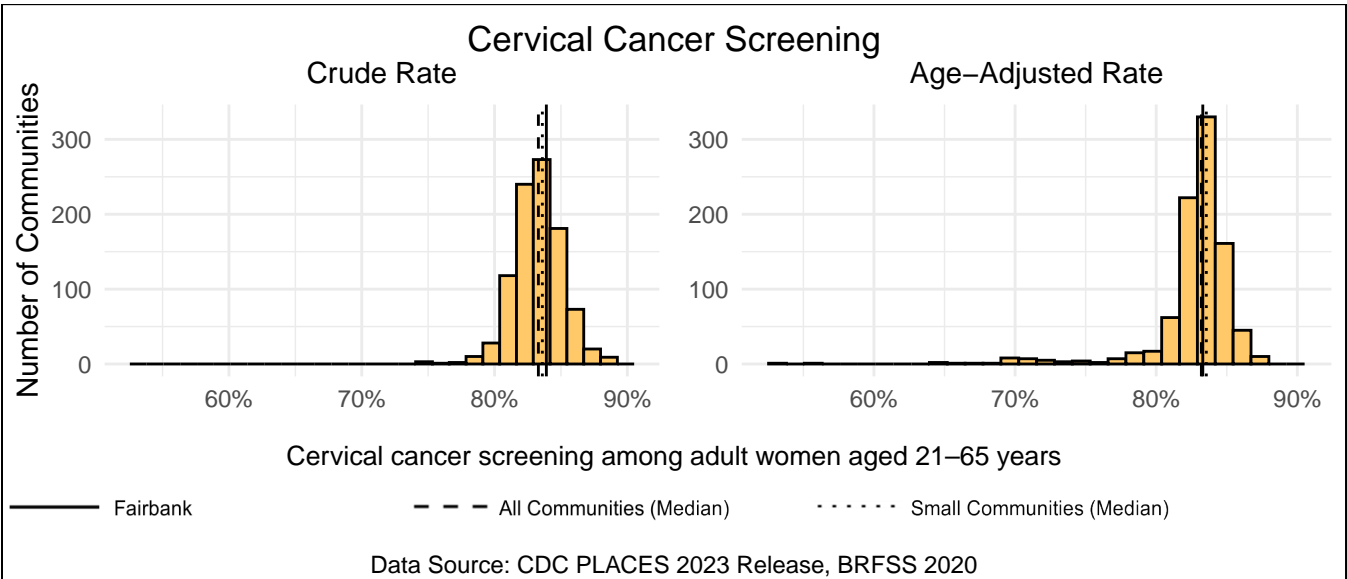
| Measure Type | Fairbank | All Comm. | Small Comm. |
|--------------|----------|-----------|-------------|
| Crude        | 78.3%    | 79.8%     | 80.2%       |
| Age-Adjusted | 59.2%    | 59.0%     | 59.0%       |



## Cervical Cancer Screening

Fairbank has a crude rate of 83.9% for cervical cancer screening among adult women aged 21–65 years, which ranks 333rd out of 958 Iowa communities (54th out of 138 small communities). The age-adjusted rate for Fairbank is 83.3%, which ranks 402nd out of 905 Iowa communities (77th out of 138 small communities).

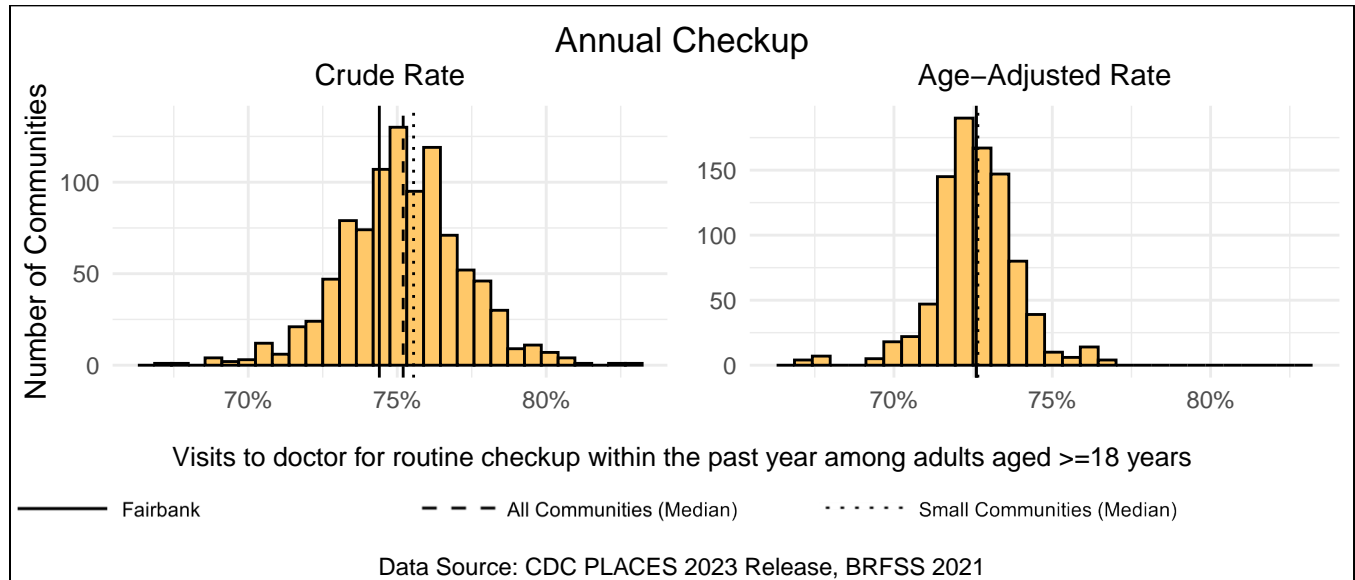
| Measure Type | Fairbank | All Comm. | Small Comm. |
|--------------|----------|-----------|-------------|
| Crude        | 83.9%    | 83.3%     | 83.6%       |
| Age-Adjusted | 83.3%    | 83.2%     | 83.5%       |



## Annual Checkup

Fairbank has a crude rate of 74.4% for visits to doctor for routine checkup within the past year among adults aged  $\geq 18$  years, which ranks 630th out of 958 Iowa communities (103rd out of 138 small communities). The age-adjusted rate for Fairbank is 72.6%, which ranks 435th out of 905 Iowa communities (70th out of 138 small communities).

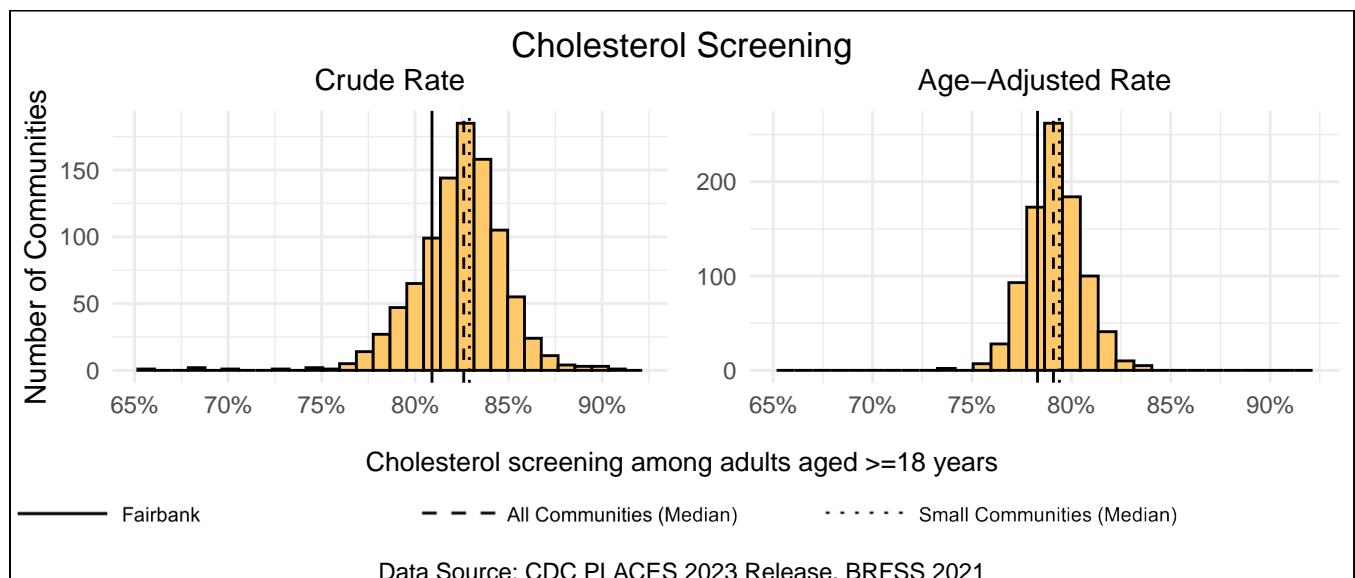
| Measure Type | Fairbank | All Comm. | Small Comm. |
|--------------|----------|-----------|-------------|
| Crude        | 74.4%    | 75.2%     | 75.5%       |
| Age-Adjusted | 72.6%    | 72.6%     | 72.6%       |



## Cholesterol Screening

Fairbank has a crude rate of 80.9% for cholesterol screening among adults aged  $\geq 18$  years, which ranks 738th out of 958 Iowa communities (116th out of 138 small communities). The age-adjusted rate for Fairbank is 78.3%, which ranks 668th out of 905 Iowa communities (110th out of 138 small communities).

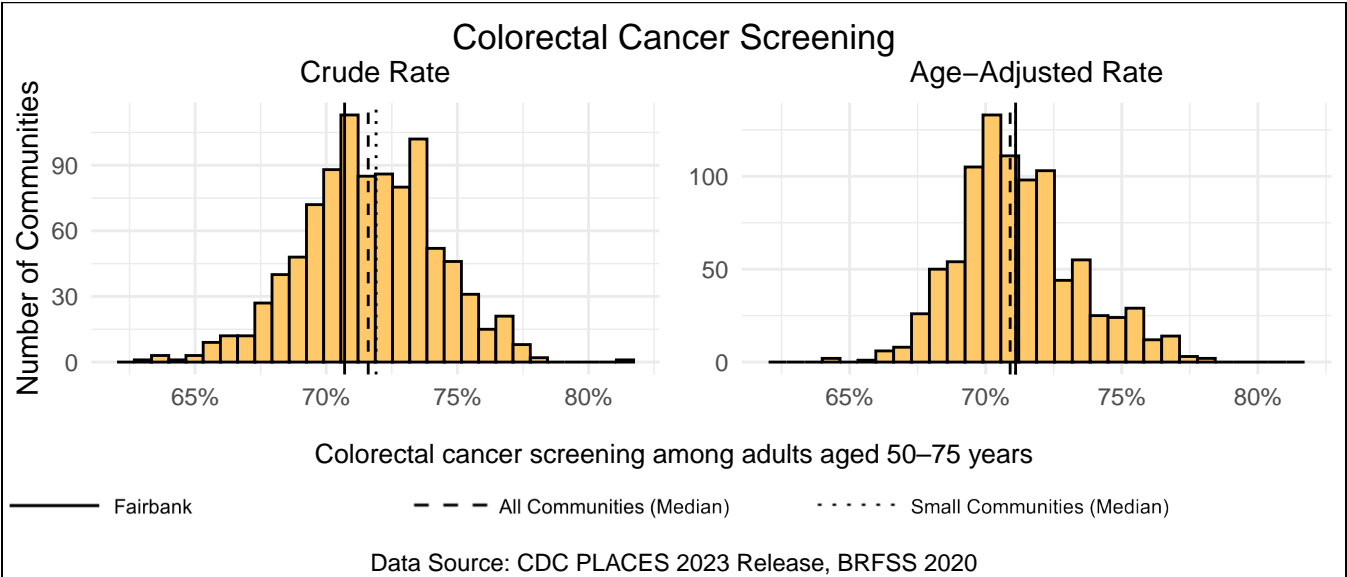
| Measure Type | Fairbank | All Comm. | Small Comm. |
|--------------|----------|-----------|-------------|
| Crude        | 80.9%    | 82.6%     | 82.9%       |
| Age-Adjusted | 78.3%    | 79.1%     | 79.4%       |



# Colorectal Cancer Screening

Fairbank has a crude rate of 70.7% for colorectal cancer screening among adults aged 50–75 years, which ranks 611th out of 958 Iowa communities (103rd out of 138 small communities). The age-adjusted rate for Fairbank is 71.1%, which ranks 417th out of 905 Iowa communities (69th out of 138 small communities).

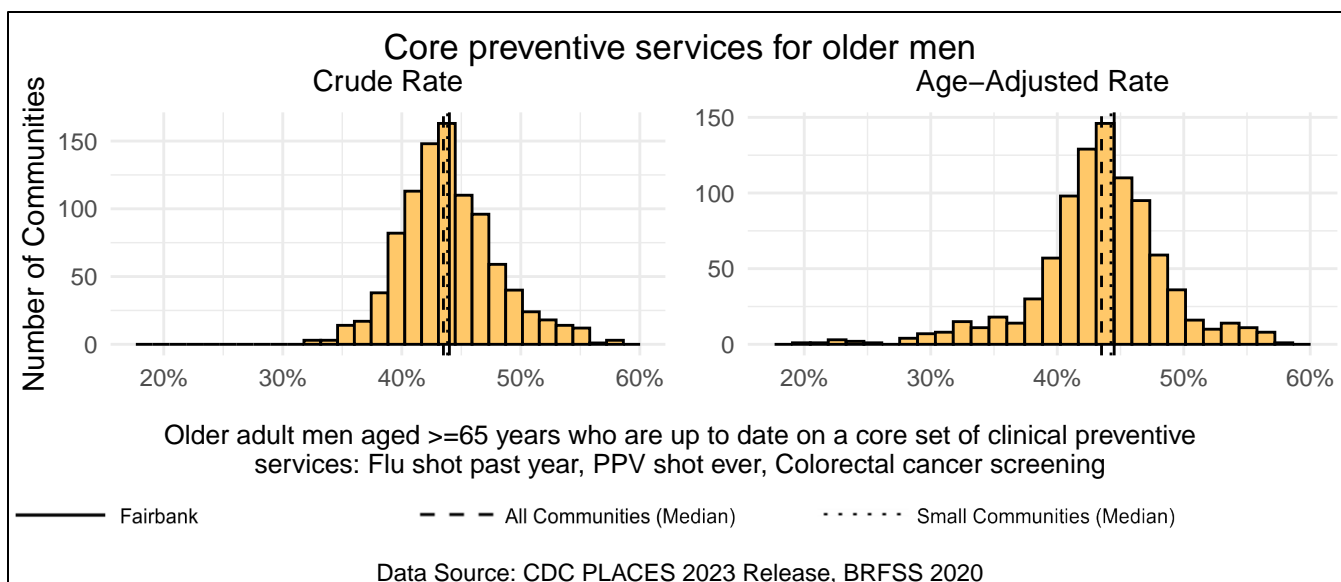
| Measure Type | Fairbank | All Comm. | Small Comm. |
|--------------|----------|-----------|-------------|
| Crude        | 70.7%    | 71.6%     | 71.9%       |
| Age-Adjusted | 71.1%    | 70.9%     | 71.1%       |



# Core preventive services for older men

Fairbank has a crude rate of 44.0% for older adult men aged ≥65 years who are up to date on a core set of clinical preventive services: flu shot past year, ppv shot ever, colorectal cancer screening, which ranks 418th out of 958 Iowa communities (67th out of 138 small communities). The age-adjusted rate for Fairbank is 44.5%, which ranks 356th out of 905 Iowa communities (66th out of 138 small communities).

| Measure Type | Fairbank | All Comm. | Small Comm. |
|--------------|----------|-----------|-------------|
| Crude        | 44.0%    | 43.5%     | 43.8%       |
| Age-Adjusted | 44.5%    | 43.5%     | 44.2%       |

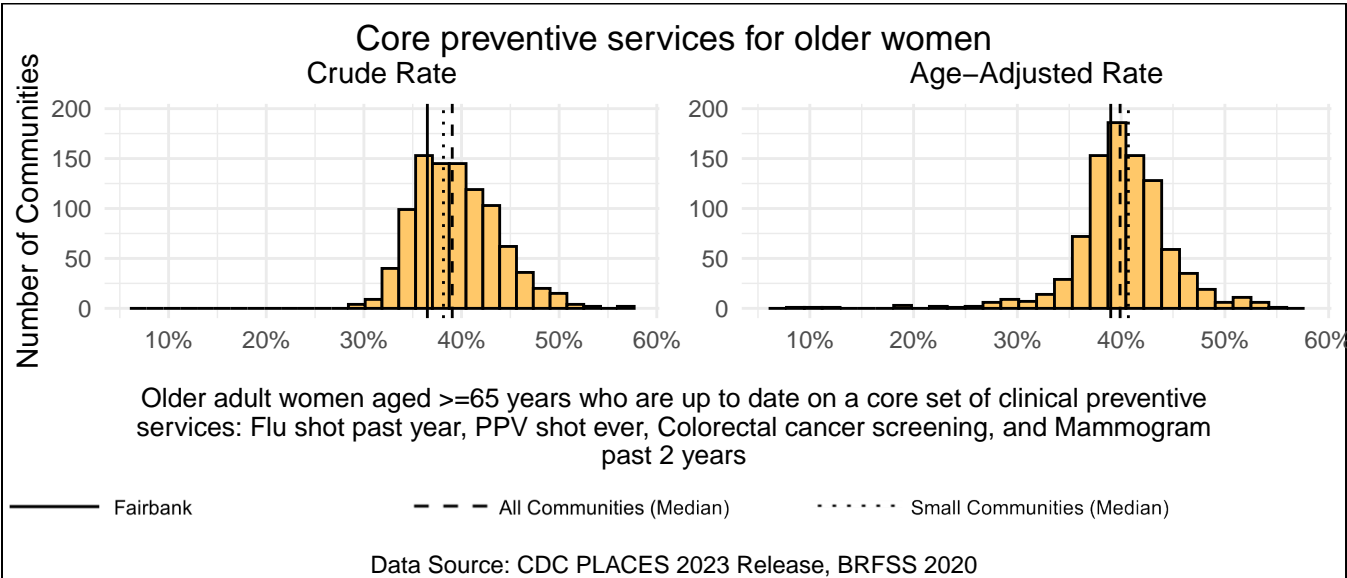




### Core preventive services for older women

Fairbank has a crude rate of 36.5% for older adult women aged  $\geq 65$  years who are up to date on a core set of clinical preventive services: flu shot past year, ppv shot ever, colorectal cancer screening, and mammogram past 2 years, which ranks 704th out of 958 Iowa communities (93rd out of 138 small communities). The age-adjusted rate for Fairbank is 39.0%, which ranks 570th out of 905 Iowa communities (97th out of 138 small communities).

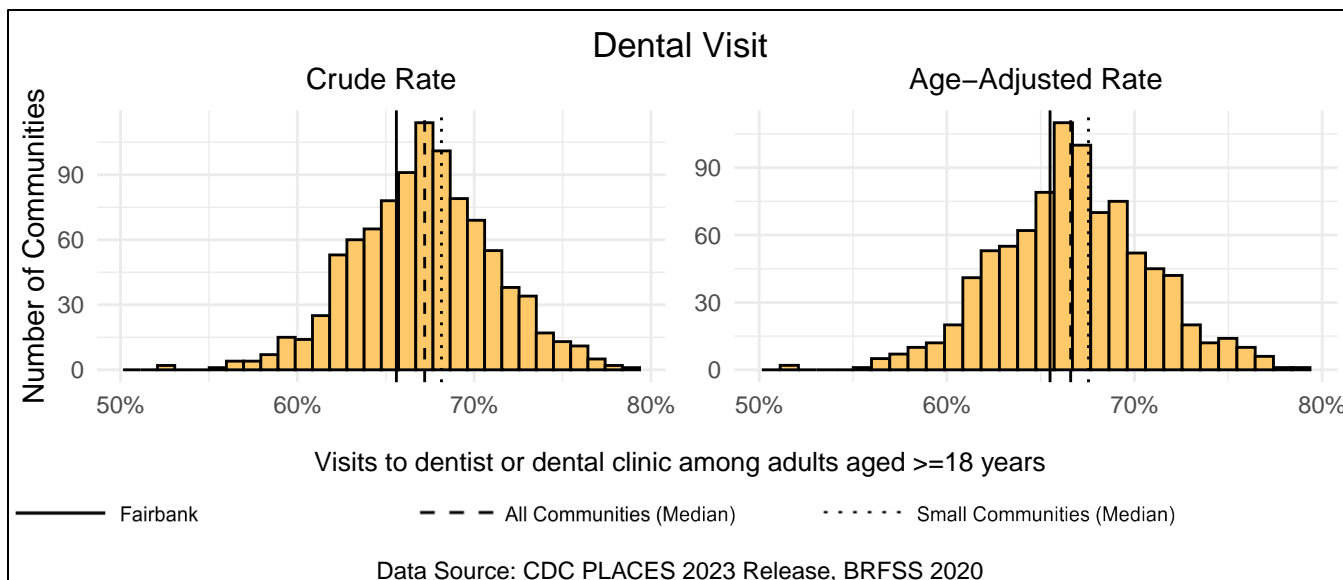
| Measure Type | Fairbank | All Comm. | Small Comm. |
|--------------|----------|-----------|-------------|
| Crude        | 36.5%    | 39.0%     | 38.2%       |
| Age-Adjusted | 39.0%    | 39.9%     | 40.7%       |



### Dental Visit

Fairbank has a crude rate of 65.6% for visits to dentist or dental clinic among adults aged  $\geq 18$  years, which ranks 642nd out of 958 Iowa communities (102nd out of 138 small communities). The age-adjusted rate for Fairbank is 65.5%, which ranks 577th out of 905 Iowa communities (96th out of 138 small communities).

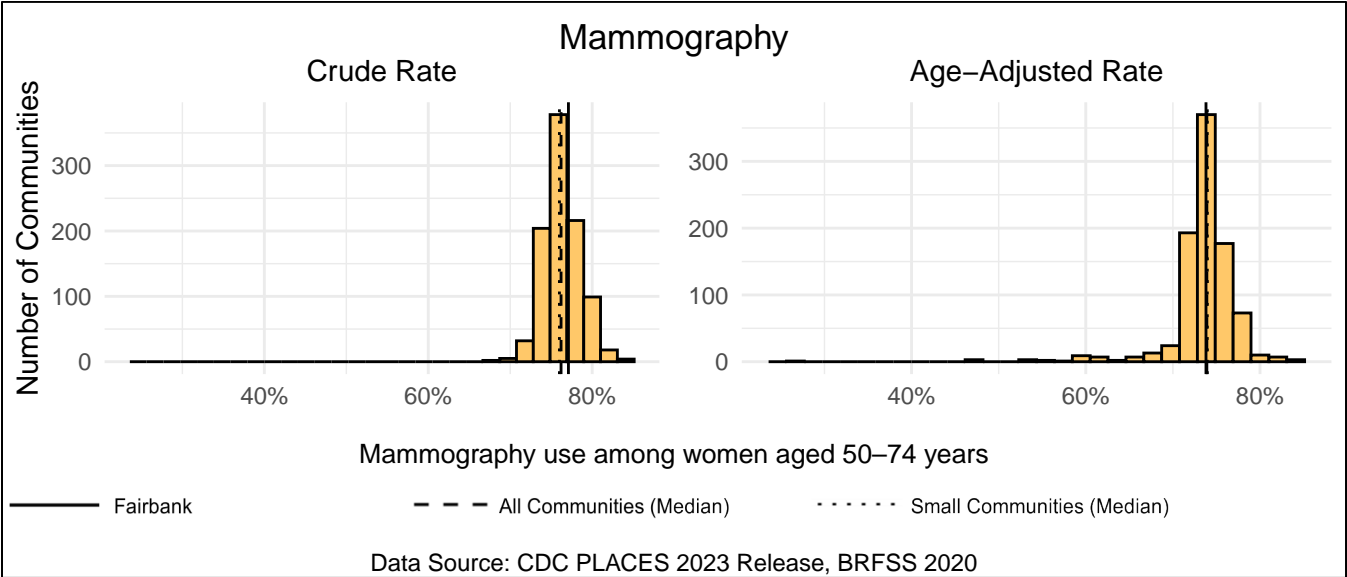
| Measure Type | Fairbank | All Comm. | Small Comm. |
|--------------|----------|-----------|-------------|
| Crude        | 65.6%    | 67.2%     | 68.2%       |
| Age-Adjusted | 65.5%    | 66.6%     | 67.5%       |



# Mammography

Fairbank has a crude rate of 77.1% for mammography use among women aged 50–74 years, which ranks 311th out of 958 Iowa communities (39th out of 138 small communities). The age-adjusted rate for Fairbank is 73.8%, which ranks 464th out of 905 Iowa communities (73rd out of 138 small communities).

| Measure Type | Fairbank | All Comm. | Small Comm. |
|--------------|----------|-----------|-------------|
| Crude        | 77.1%    | 76.2%     | 76.0%       |
| Age-Adjusted | 73.8%    | 73.9%     | 74.0%       |



# Disability

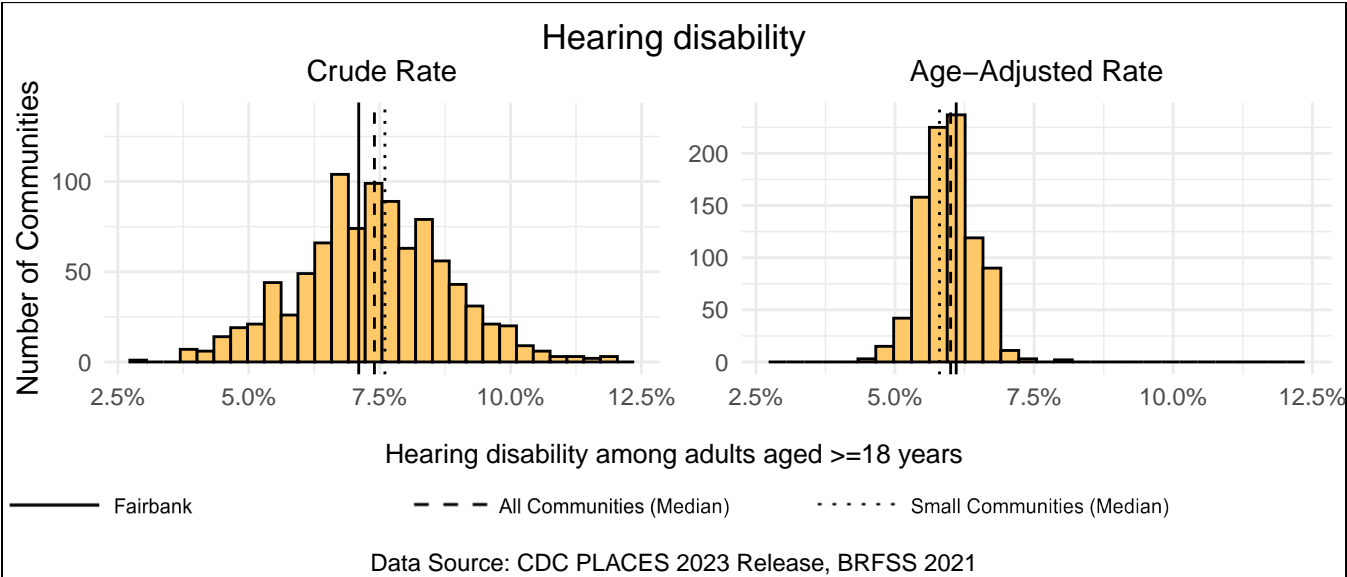
This section includes measures of physical and cognitive disabilities. Respondents were asked to report on six disabilities: hearing, vision, cognition, mobility, self-care, and independent living. The final measure reports the rate of respondents that answered yes to any of the previous six disabilities. The link below includes more information about each variable.

<https://www.cdc.gov/places/measure-definitions/unhealthy-behaviors/index.html>

## Hearing disability

Fairbank has a crude rate of 7.1% for hearing disability among adults aged  $\geq 18$  years, which ranks 383rd out of 958 Iowa communities (49th out of 138 small communities). The age-adjusted rate for Fairbank is 6.1%, which ranks 544th out of 905 Iowa communities (97th out of 138 small communities).

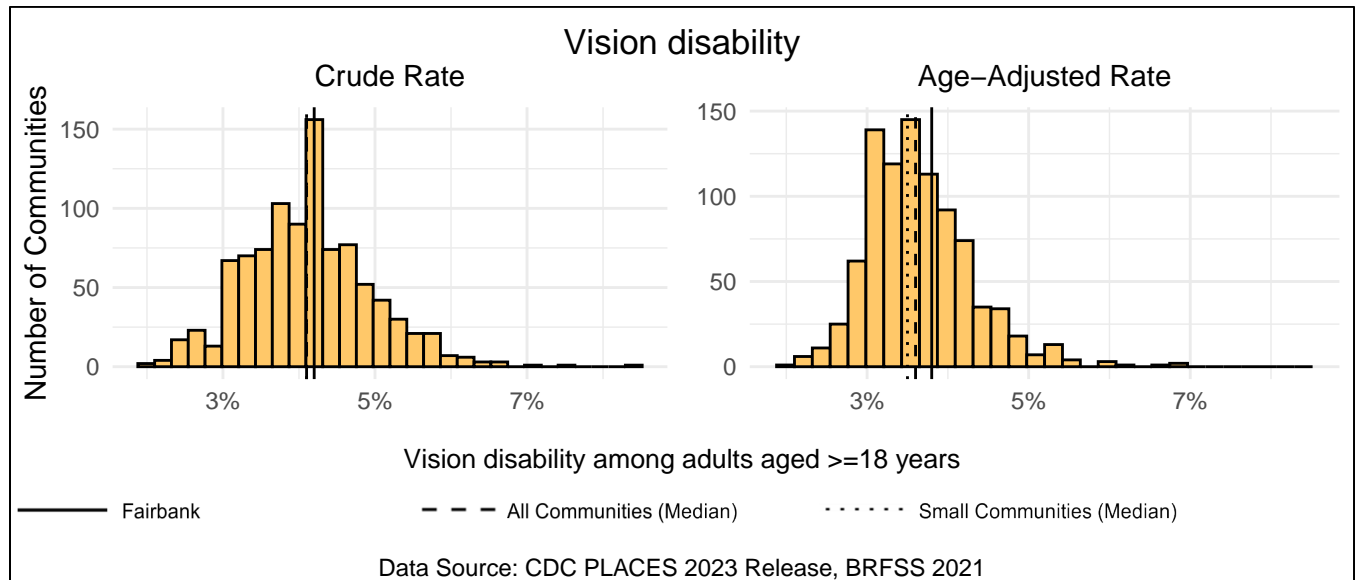
| Measure Type | Fairbank | All Comm. | Small Comm. |
|--------------|----------|-----------|-------------|
| Crude        | 7.1%     | 7.4%      | 7.6%        |
| Age-Adjusted | 6.1%     | 6.0%      | 5.8%        |



## Vision disability

Fairbank has a crude rate of 4.2% for vision disability among adults aged  $\geq 18$  years, which ranks 516th out of 958 Iowa communities (73rd out of 138 small communities). The age-adjusted rate for Fairbank is 3.8%, which ranks 564th out of 905 Iowa communities (96th out of 138 small communities).

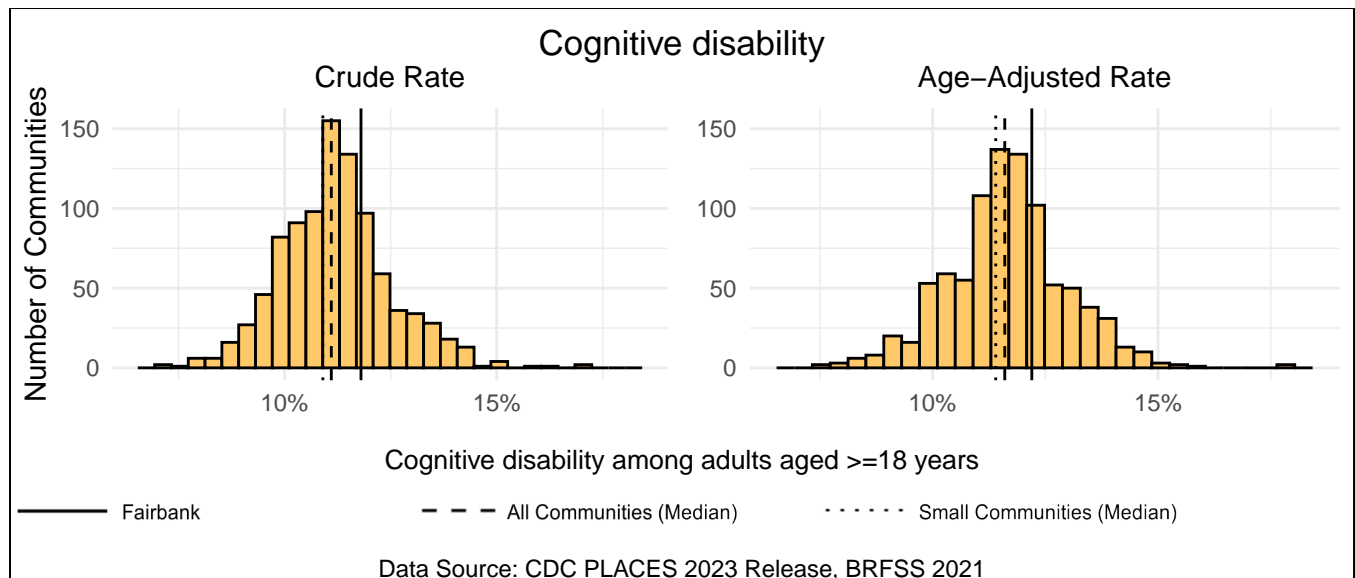
| Measure Type | Fairbank | All Comm. | Small Comm. |
|--------------|----------|-----------|-------------|
| Crude        | 4.2%     | 4.1%      | 4.1%        |
| Age-Adjusted | 3.8%     | 3.6%      | 3.5%        |



## Cognitive disability

Fairbank has a crude rate of 11.8% for cognitive disability among adults aged  $\geq 18$  years, which ranks 696th out of 958 Iowa communities (109th out of 138 small communities). The age-adjusted rate for Fairbank is 12.2%, which ranks 631st out of 905 Iowa communities (102nd out of 138 small communities).

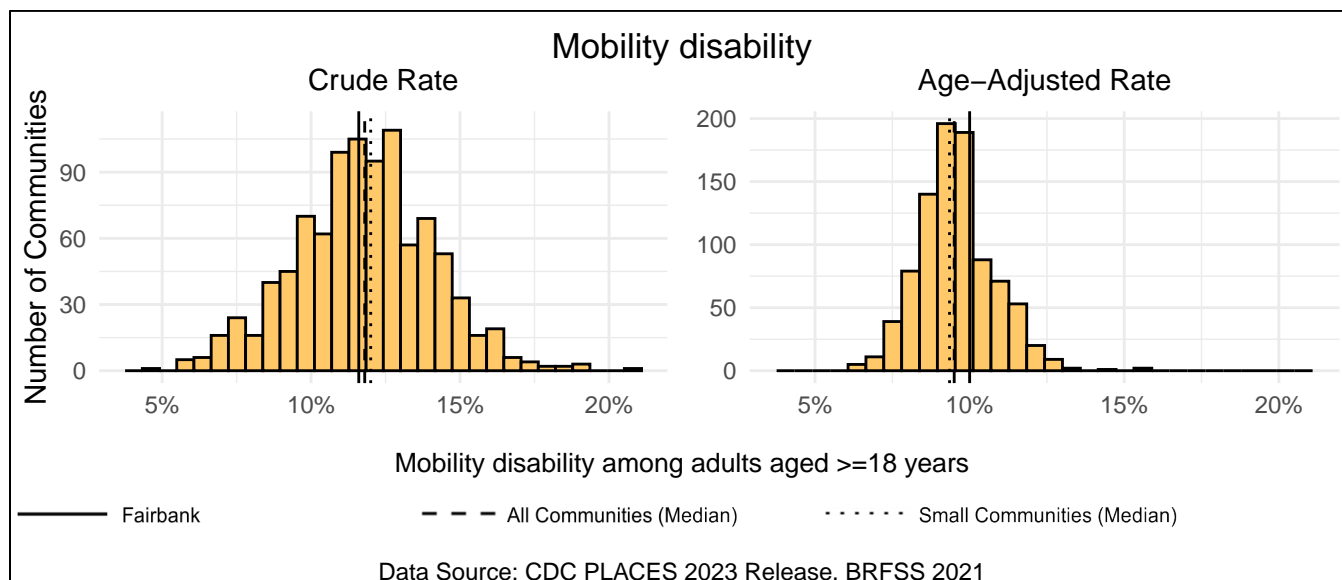
| Measure Type | Fairbank | All Comm. | Small Comm. |
|--------------|----------|-----------|-------------|
| Crude        | 11.8%    | 11.1%     | 10.9%       |
| Age-Adjusted | 12.2%    | 11.6%     | 11.4%       |



## Mobility disability

Fairbank has a crude rate of 11.6% for mobility disability among adults aged  $\geq 18$  years, which ranks 437th out of 958 Iowa communities (58th out of 138 small communities). The age-adjusted rate for Fairbank is 10.0%, which ranks 601st out of 905 Iowa communities (99th out of 138 small communities).

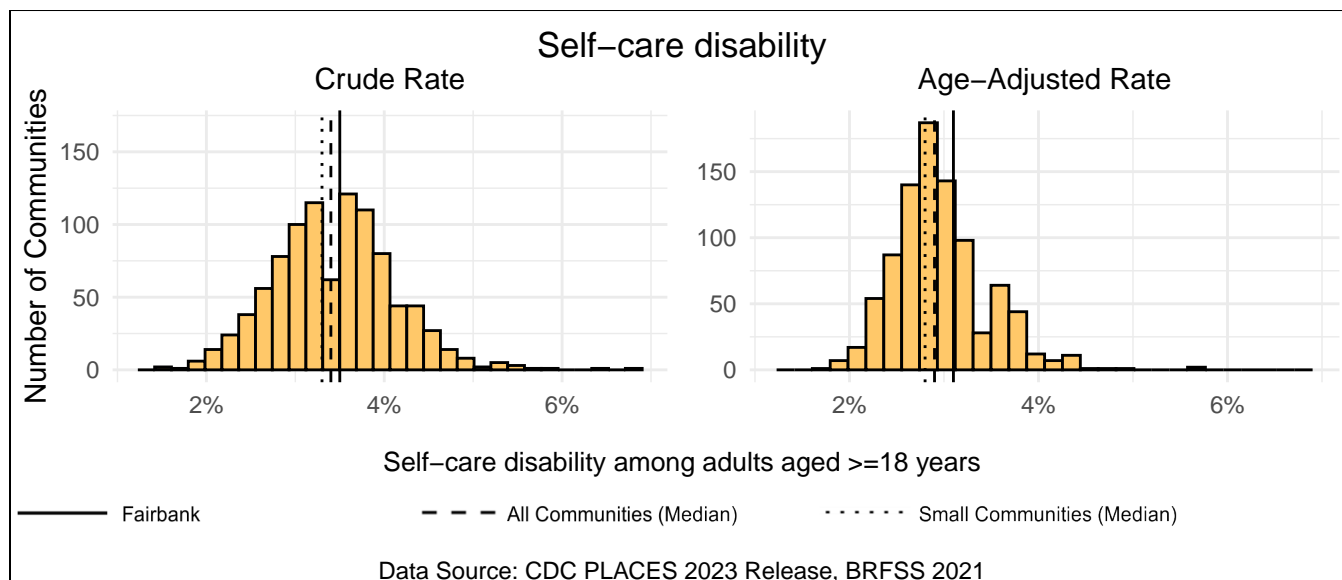
| Measure Type | Fairbank | All Comm. | Small Comm. |
|--------------|----------|-----------|-------------|
| Crude        | 11.6%    | 11.8%     | 12.0%       |
| Age-Adjusted | 10.0%    | 9.5%      | 9.4%        |



## Self-care disability

Fairbank has a crude rate of 3.5% for self-care disability among adults aged  $\geq 18$  years, which ranks 497th out of 958 Iowa communities (79th out of 138 small communities). The age-adjusted rate for Fairbank is 3.1%, which ranks 567th out of 905 Iowa communities (98th out of 138 small communities).

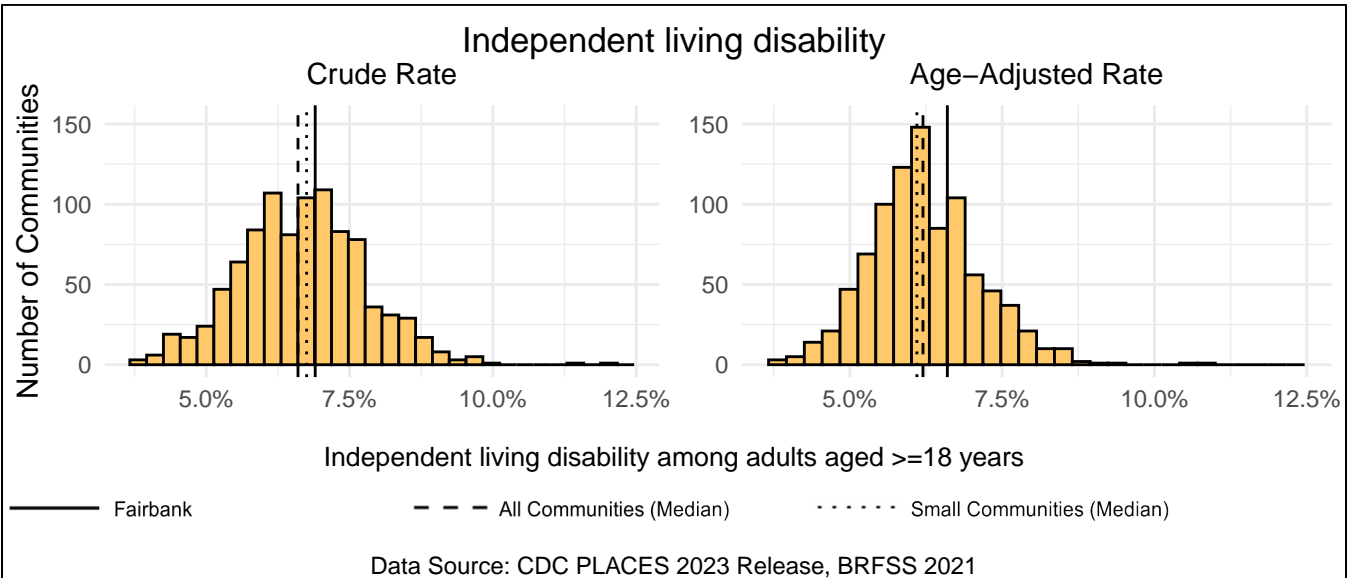
| Measure Type | Fairbank | All Comm. | Small Comm. |
|--------------|----------|-----------|-------------|
| Crude        | 3.5%     | 3.4%      | 3.3%        |
| Age-Adjusted | 3.1%     | 2.9%      | 2.8%        |



### Independent living disability

Fairbank has a crude rate of 6.9% for independent living disability among adults aged  $\geq 18$  years, which ranks 557th out of 958 Iowa communities (75th out of 138 small communities). The age-adjusted rate for Fairbank is 6.6%, which ranks 616th out of 905 Iowa communities (101st out of 138 small communities).

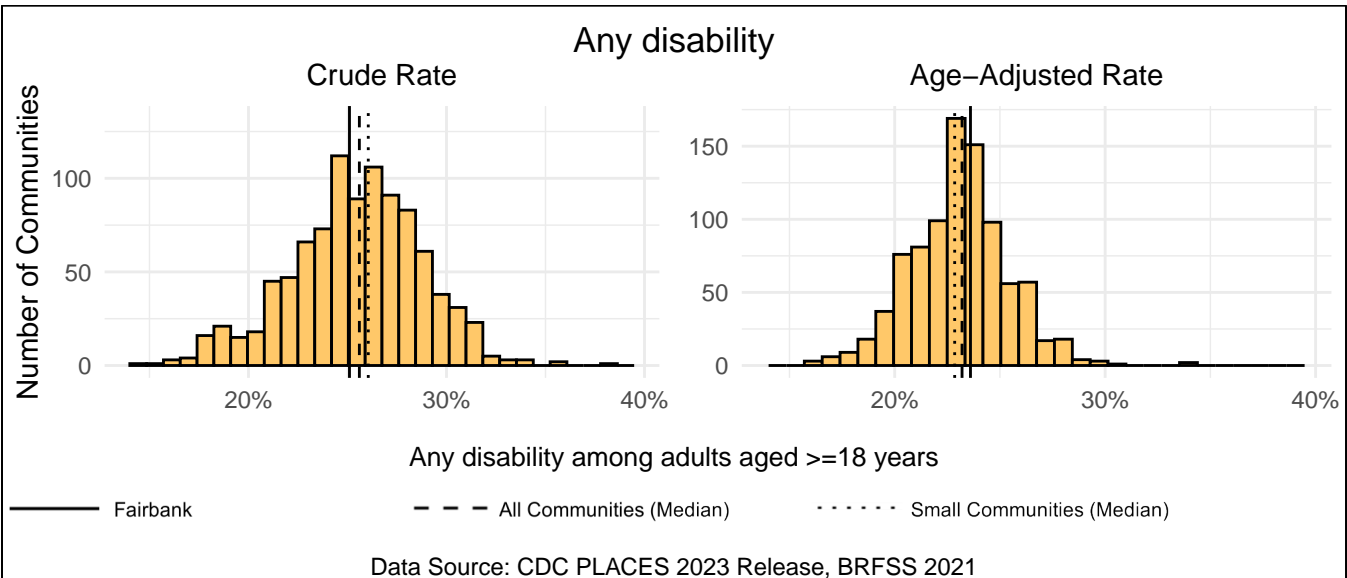
| Measure Type | Fairbank | All Comm. | Small Comm. |
|--------------|----------|-----------|-------------|
| Crude        | 6.9%     | 6.6%      | 6.8%        |
| Age-Adjusted | 6.6%     | 6.2%      | 6.1%        |



### Any disability

Fairbank has a crude rate of 25.1% for any disability among adults aged  $\geq 18$  years, which ranks 423rd out of 958 Iowa communities (52nd out of 138 small communities). The age-adjusted rate for Fairbank is 23.6%, which ranks 551st out of 905 Iowa communities (87th out of 138 small communities).

| Measure Type | Fairbank | All Comm. | Small Comm. |
|--------------|----------|-----------|-------------|
| Crude        | 25.1%    | 25.6%     | 26.0%       |
| Age-Adjusted | 23.6%    | 23.2%     | 22.8%       |



---

## Appendix 1: CDC PLACES Data

This report uses a novel dataset from the Centers for Disease Control and Prevention (CDC) called PLACES: Local Data for Better Health. The PLACES dataset uses small area estimation methods to provide estimates of health measures for counties, places, census tracts, and zip code tabulation areas. The estimates are created with a multilevel statistical modeling framework that utilizes CDC's Behavioral Risk Factor Surveillance System (BRFSS), Census population counts, and American Community Survey demographic and socioeconomic data.

Relevant links for CDC PLACES can be found below:

- [PLACES Homepage](#)
- [Measure Definitions](#)
- [Methodology](#)





## Appendix 2: Fairbank PLACES Data

| Category              | Health Domain               | Crude Rate Rank | Crude Rate (95% CI)   | Age-Adj. Rate Rank | Age-Adj. Rate (95% CI) |
|-----------------------|-----------------------------|-----------------|-----------------------|--------------------|------------------------|
| Health Status         | Physical Health             | 468             | 10.8% (9.4% - 12.4%)  | 604                | 10.1% (8.7% - 11.4%)   |
| Health Status         | Mental Health               | 705             | 15.0% (13.1% - 16.9%) | 596                | 15.9% (14.0% - 17.9%)  |
| Health Status         | General Health              | 513             | 14.5% (12.3% - 16.9%) | 620                | 13.5% (11.6% - 15.9%)  |
| Health Risk Behaviors | Physical Inactivity         | 549             | 26.7% (22.5% - 30.9%) | 623                | 25.4% (21.6% - 29.8%)  |
| Health Risk Behaviors | Current Smoking             | 731             | 18.2% (15.1% - 21.5%) | 636                | 18.5% (15.2% - 22.0%)  |
| Health Risk Behaviors | Binge Drinking              | 769             | 21.3% (18.4% - 24.5%) | 736                | 23.0% (19.8% - 26.6%)  |
| Health Risk Behaviors | Sleep <7 hours              | 728             | 31.5% (30.0% - 32.9%) | 613                | 31.8% (30.3% - 33.2%)  |
| Health Outcomes       | Depression                  | 424             | 17.9% (15.2% - 20.9%) | 251                | 18.6% (15.9% - 21.7%)  |
| Health Outcomes       | High Blood Pressure         | 388             | 31.4% (28.1% - 34.8%) | 644                | 28.1% (25.0% - 31.5%)  |
| Health Outcomes       | Arthritis                   | 364             | 26.8% (23.6% - 30.2%) | 574                | 23.6% (20.7% - 26.8%)  |
| Health Outcomes       | Stroke                      | 397             | 3.2% (2.8% - 3.6%)    | 569                | 2.7% (2.4% - 3.0%)     |
| Health Outcomes       | All Teeth Lost              | 663             | 13.9% (9.4% - 20.1%)  | 628                | 13.7% (9.5% - 19.2%)   |
| Health Outcomes       | COPD                        | 448             | 7.4% (6.3% - 8.8%)    | 620                | 6.6% (5.7% - 7.8%)     |
| Health Outcomes       | Cancer (except skin)        | 335             | 7.6% (7.0% - 8.3%)    | 74                 | 6.4% (5.9% - 7.0%)     |
| Health Outcomes       | Obesity                     | 448             | 37.5% (31.7% - 43.5%) | 396                | 37.2% (31.6% - 43.3%)  |
| Health Outcomes       | Diabetes                    | 378             | 9.7% (8.4% - 11.1%)   | 567                | 8.4% (7.4% - 9.7%)     |
| Health Outcomes       | Chronic Kidney Disease      | 381             | 3.1% (2.8% - 3.4%)    | 349                | 2.6% (2.4% - 2.9%)     |
| Health Outcomes       | Current Asthma              | 625             | 9.5% (8.5% - 10.6%)   | 513                | 9.6% (8.6% - 10.7%)    |
| Health Outcomes       | High Cholesterol            | 449             | 36.1% (32.6% - 40.0%) | 777                | 30.8% (27.2% - 34.6%)  |
| Health Outcomes       | Coronary Heart Disease      | 353             | 6.1% (5.4% - 7.0%)    | 511                | 5.1% (4.6% - 5.8%)     |
| Prevention            | Annual Checkup              | 630             | 74.4% (70.4% - 78.4%) | 435                | 72.6% (68.3% - 76.8%)  |
| Prevention            | Cervical Cancer Screening   | 333             | 83.9% (81.7% - 86.2%) | 402                | 83.3% (81.0% - 85.7%)  |
| Prevention            | Mammography                 | 311             | 77.1% (73.6% - 80.3%) | 464                | 73.8% (69.8% - 77.8%)  |
| Prevention            | Colorectal Cancer Screening | 611             | 70.7% (67.9% - 73.5%) | 417                | 71.1% (68.4% - 73.8%)  |
| Prevention            | Dental Visit                | 642             | 65.6% (62.3% - 68.8%) | 577                | 65.5% (62.1% - 68.7%)  |

| Category   | Health Domain                            | Crude Rate Rank | Crude Rate (95% CI)   | Age-Adj. Rate Rank | Age-Adj. Rate (95% CI) |
|------------|--|-----------------|-----------------------|--------------------|------------------------|
| Prevention | Core preventive services for older men   | 418             | 44.0% (37.0% - 52.0%) | 356                | 44.5% (37.4% - 52.4%)  |
| Prevention | Core preventive services for older women | 704             | 36.5% (30.0% - 43.7%) | 570                | 39.0% (32.5% - 45.9%)  |
| Prevention | Health Insurance                         | 731             | 8.1% (6.2% - 10.3%)   | 632                | 8.3% (6.5% - 10.6%)    |
| Prevention | Cholesterol Screening                    | 738             | 80.9% (77.9% - 83.5%) | 668                | 78.3% (75.0% - 81.4%)  |
| Prevention | Taking BP Medication                     | 649             | 78.3% (75.5% - 81.0%) | 330                | 59.2% (55.1% - 63.3%)  |
| Disability | Cognitive Disability                     | 696             | 11.8% (10.1% - 13.6%) | 631                | 12.2% (10.4% - 14.2%)  |
| Disability | Self-care Disability                     | 497             | 3.5% (3.0% - 4.0%)    | 567                | 3.1% (2.7% - 3.6%)     |
| Disability | Vision Disability                        | 516             | 4.2% (3.6% - 5.0%)    | 564                | 3.8% (3.3% - 4.4%)     |
| Disability | Any Disability                           | 423             | 25.1% (21.7% - 28.7%) | 551                | 23.6% (20.6% - 27.2%)  |
| Disability | Mobility Disability                      | 437             | 11.6% (9.8% - 13.4%)  | 601                | 10.0% (8.6% - 11.5%)   |
| Disability | Hearing Disability                       | 383             | 7.1% (6.3% - 8.0%)    | 544                | 6.1% (5.5% - 6.9%)     |
| Disability | Independent Living Disability            | 557             | 6.9% (5.9% - 8.0%)    | 616                | 6.6% (5.7% - 7.7%)     |

The 95% confidence interval shown in parentheses represents the range of 95% of CDC area estimates under different model assumptions using Monte Carlo simulations.

## Appendix 3: Small Communities (1,000-2,499)

Fairbank falls into the group of small communities, which have a population of 1,000-2,499. In this data, 138 communities have a population in this range. The table below lists all communities in that group, sorted by the population estimate in the CDC PLACES dataset.

| Community         | Population | Community     | Population | Community        | Population |
|-------------------|------------|---------------|------------|------------------|------------|
| New London        | 2,471      | Monroe        | 1,889      | Pocahontas       | 1,614      |
| West Union        | 2,468      | Ogden         | 1,878      | Guthrie Center   | 1,605      |
| Belle Plaine      | 2,421      | Lisbon        | 1,874      | Brooklyn         | 1,600      |
| Rockwell City     | 2,389      | Blue Grass    | 1,873      | Corning          | 1,592      |
| La Porte City     | 2,347      | Wapello       | 1,861      | Akron            | 1,580      |
| Hull              | 2,340      | Walcott       | 1,854      | Monona           | 1,571      |
| Cascade           | 2,312      | Peosta        | 1,852      | Urbana           | 1,565      |
| Atkins            | 2,296      | Pleasantville | 1,840      | Holstein         | 1,560      |
| Lamoni            | 2,284      | Mount Ayr     | 1,838      | Slater           | 1,546      |
| Mediapolis        | 2,214      | Sigourney     | 1,835      | Dysart           | 1,542      |
| Alta              | 2,207      | Farley        | 1,833      | Shell Rock       | 1,542      |
| Colfax            | 2,186      | Sac City      | 1,825      | Hartley          | 1,536      |
| Sumner            | 2,145      | Reinbeck      | 1,784      | Sanborn          | 1,536      |
| Northwood         | 2,142      | Greenfield    | 1,778      | Fairbank         | 1,490      |
| Bellevue          | 2,132      | Dallas Center | 1,770      | Panora           | 1,490      |
| Remsen            | 2,095      | Prairie City  | 1,762      | Lenox            | 1,488      |
| Audubon           | 2,089      | Lake City     | 1,745      | Wellman          | 1,474      |
| Toledo            | 2,047      | Parkersburg   | 1,738      | Roland           | 1,472      |
| Ely               | 2,045      | Stuart        | 1,726      | Nashua           | 1,472      |
| Columbus Junction | 2,029      | Manson        | 1,718      | Van Meter        | 1,468      |
| Epworth           | 1,982      | Leon          | 1,707      | Nora Springs     | 1,464      |
| Ida Grove         | 1,969      | Ackley        | 1,699      | Manning          | 1,444      |
| Lake Mills        | 1,965      | Corydon       | 1,688      | Traer            | 1,441      |
| Granger           | 1,950      | Oakland       | 1,678      | Logan            | 1,437      |
| Denver            | 1,921      | Guttenberg    | 1,667      | Walford          | 1,434      |
| Britt             | 1,921      | State Center  | 1,654      | Strawberry Point | 1,427      |
| Durant            | 1,902      | Moville       | 1,640      | Dunlap           | 1,418      |

| Community          | Population | Community      | Population | Community   | Population |
|--------------------|------------|----------------|------------|-------------|------------|
| Bedford            | 1,416      | Fayette        | 1,179      | Graettinger | 1,010      |
| Manly              | 1,415      | Central City   | 1,166      | Preston     | 1,005      |
| Kingsley           | 1,382      | Palo           | 1,162      | Rockwell    | 1,004      |
| Avoca              | 1,375      | Springville    | 1,160      |             |            |
| Earlham            | 1,367      | George         | 1,149      |             |            |
| University Heights | 1,353      | Wayland        | 1,148      |             |            |
| Montezuma          | 1,335      | St. Ansgar     | 1,140      |             |            |
| Elkader            | 1,326      | Clarence       | 1,136      |             |            |
| Coon Rapids        | 1,324      | Fredericksburg | 1,133      |             |            |
| Clarksville        | 1,311      | Fruitland      | 1,127      |             |            |
| Woodbine           | 1,286      | Swisher        | 1,126      |             |            |
| Jewell Junction    | 1,284      | Neola          | 1,125      |             |            |
| Alton              | 1,283      | Afton          | 1,105      |             |            |
| Melcher-Dallas     | 1,278      | Riverside      | 1,090      |             |            |
| Greene             | 1,267      | Hamburg        | 1,087      |             |            |
| Malvern            | 1,264      | Newhall        | 1,076      |             |            |
| Lone Tree          | 1,261      | Treynor        | 1,071      |             |            |
| Dike               | 1,240      | Villisca       | 1,071      |             |            |
| Conrad             | 1,234      | Janesville     | 1,063      |             |            |
| Lake Park          | 1,223      | Winfield       | 1,063      |             |            |
| Laurens            | 1,223      | Griswold       | 1,056      |             |            |
| Sheffield          | 1,209      | Lansing        | 1,053      |             |            |
| Tripoli            | 1,207      | Sloan          | 1,051      |             |            |
| Marcus             | 1,200      | Baxter         | 1,036      |             |            |
| Eddyville          | 1,187      | Winthrop       | 1,035      |             |            |
| Gilbert            | 1,185      | Sully          | 1,022      |             |            |
| New Sharon         | 1,183      | Lawton         | 1,021      |             |            |