



Iowa Community Health Snapshot Series

*275 community reports prepared for the Iowa State University
Extension and Outreach Community and Economic
Development Unit*



May 2024

By Matthew Voss & Shawn Dorius

This project was supported by funding from Iowa State University's Extension and Outreach Community and Economic Development Unit via an award from Iowa State University's Presidential Strategic Initiative Plan 2022-2031.

Iowa Community Health Snapshot Series

Table of contents

Health in Evansdale: Overview	3
Strengths	3
Opportunities	4
How to Use this Report	5
Using Ames, IA as an Example	6
Health Status	7
Poor General Health	7
Poor Physical Health	8
Poor Mental Health	8
Health Risk Behaviors	9
Binge Drinking	9
Current Smoking	10
Physical Inactivity	10
Sleep <7 hours	11
Health Outcomes	12
Arthritis	12
High Blood Pressure	13
Cancer (except skin)	13
Current Asthma	14
Coronary Heart Disease	14
COPD	15
Depression	15
Diabetes	16
High Cholesterol	16
Chronic Kidney Disease	17
Obesity	17
Stroke	18
All Teeth Lost	18
Prevention	19
Lack of Health Insurance	19
Taking BP Medication	20
Cervical Cancer Screening	20
Annual Checkup	21
Cholesterol Screening	21

Colorectal Cancer Screening	22
Core preventive services for older men	22
Core preventive services for older women	24
Dental Visit	24
Mammography	26
Disability	27
Hearing disability	27
Vision disability	28
Cognitive disability	28
Mobility disability	29
Self-care disability	29
Independent living disability	30
Any disability	30
Appendix 1: CDC PLACES Data	31
Appendix 2: Evansdale PLACES Data	32
Appendix 3: Midsized Communities (2,500-9,999)	34

Health in Evansdale: Overview

Dear Community Members & Stakeholders of Evansdale,

We are pleased to share the Iowa Community Health Snapshot series, a set of reports designed in partnership with Iowa State University’s Community Economic Development to assess the overall landscape of health and well-being across Iowa. The following pages include the health snapshot for your community. The snapshot can be used to see how Evansdale ranks across various health measures compared to the rest of the state and similarly-sized communities. This comparison allows us to identify Evansdale’s strengths and opportunities for growth by leveraging the Centers for Disease Control and Prevention PLACES dataset.

The report includes 37 health measures organized topically by general health status, risky behavior, health outcomes, prevention, and disability. We provide a general overview of each health topic, followed by a description of each health measure. Health measure descriptions include crude and age-adjusted rates and a ranking that tells you how your community ranks compared to all Iowa communities and communities of similar size to Evansdale. Crude rates tell you the raw, un-adjusted percent of the population experiencing the health measure. Age-adjusted rates account for the age distribution present in your community and presents what the rate would be if your community had a standard age distribution. Crude rates can provide a general comparison between communities and age-adjusted rates can give a fairer comparison between communities with different age structures.

Strengths

Take a look at the top strengths of your community! Below are unadjusted and age-adjusted health measures that represent your community’s strengths. We recommend using continued investment in these areas to maintain them as strengths, as well as building on them to improve in other health domains.

Crude			Age-Adjusted		
Health Domain	Statewide Community Rank	Midsized Community Rank	Health Domain	Statewide Community Rank	Midsized Community Rank
Mammography	71st	10th	Annual Checkup	26th	3rd
Core preventive services for older women	122nd	18th	Cancer (except skin)	74th	11th
Cancer (except skin)	177th	23rd	Core preventive services for older women	84th	18th
Colorectal Cancer Screening	211th	30th	Mammography	103rd	21st
Chronic Kidney Disease	241st	29th	Colorectal Cancer Screening	131st	27th

Opportunities

Below are health measures that represent potential areas for growth in your community. We recommend increasing investment in these areas to support community health and well-being.

Crude			Age-Adjusted		
Health Domain	Statewide Community Rank	Midsized Community Rank	Health Domain	Statewide Community Rank	Midsized Community Rank
Sleep <7 hours	936th	98th	Arthritis	896th	101st
Mental Health	924th	95th	Sleep <7 hours	875th	94th
Depression	895th	95th	Mental Health	834th	88th
Current Smoking	873rd	89th	Depression	832nd	91st
Current Asthma	868th	85th	Current Smoking	792nd	85th

Please review the rest of the report to learn more about your community and reach out to us with questions about the report or for recommendations to improve the overall health and well-being in Evansdale.

Sincerely,



Shawn F. Dorius, PhD
Iowa State University
Public Science Collaborative



IOWA STATE UNIVERSITY
Extension and Outreach
Community and Economic Development

This project was supported by funding from Iowa State University's Extension and Outreach Community and Economic Development Unit, via an award from Iowa State University's Presidential Strategic Initiative Plan 2022-2031.

How to Use this Report

The purpose of the Iowa Community Health Snapshot Series is to provide an overview of health in Evansdale that can be used to help inform health-related interventions and programming. This report contains five sections, including the overall health status of Evansdale, a review of risky behaviors in the community, and information on various health outcomes, prevention measures, and disability needs. Each section includes an overview of the health domain, a breakdown of its underlying health measures, and data to see how Evansdale compares to the rest of the state and similarly-sized communities.

With a population of 4,561, Evansdale’s similarly sized communities are defined as midsized communities. In Iowa, midsized communities have an average population of 4,787, and there are 102 communities that are considered midsized communities. To see all of the communities in this population group, please see Appendix 3 of this report.

Group	Population Range	Number of Communities
Large	50,000+	11
Mid-Large	10,000-49,999	31
Midsized	2,500-9,999	102
Small	1,000-2,499	138
Very Small	0-999	676
Total		958

Using Ames, IA as an Example

The graphic below is an example of the details included for each health measure. The table in the upper right shows your community’s crude and age-adjusted rate estimates alongside their averages across all Iowa communities and similarly-sized communities. The images below show the distribution of the health measure across communities. The vertical lines correspond with the values in the table to show the estimate for the specific community compared to communities across the state. The solid black line in each plot represents the community rate, with the dashed lines indicating the average rate for all Iowa communities and the dotted lines showing the average rate for similarly-sized communities.



Health Status

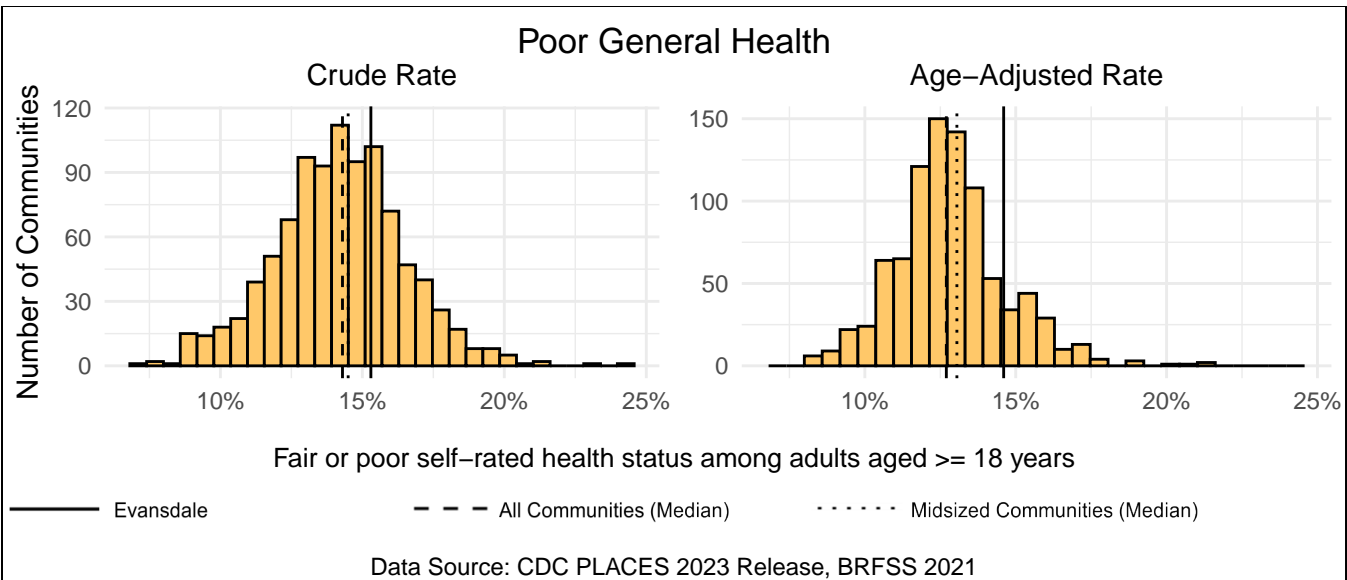
This section reflects measures for overall health, including general, physical, and mental health. These measures are a valuable way to see a simple summary of the health of a country’s population. The questions to calculate these measures ask respondents to evaluate their health status. General health is evaluated on a 5-point scale where respondents can report their health status as one of “excellent,” “very good,” “good,” “fair,” or “poor,” from which the respondents who answer “fair” or “poor” are included in the measure. Physical and mental health are evaluated as the rate of respondents who say they have had 14 or more days in the last 30 days in which their physical or mental health was not good. The URL below includes more information about each variable.

<https://www.cdc.gov/places/measure-definitions/health-status/index.html>

Poor General Health

Evansdale has a crude rate of 15.3% for fair or poor self-rated health status among adults aged >= 18 years, which ranks 660th out of 958 Iowa communities (63rd out of 102 mid-sized communities). The age-adjusted rate for Evansdale is 14.6%, which ranks 765th out of 905 Iowa communities (73rd out of 102 mid-sized communities).

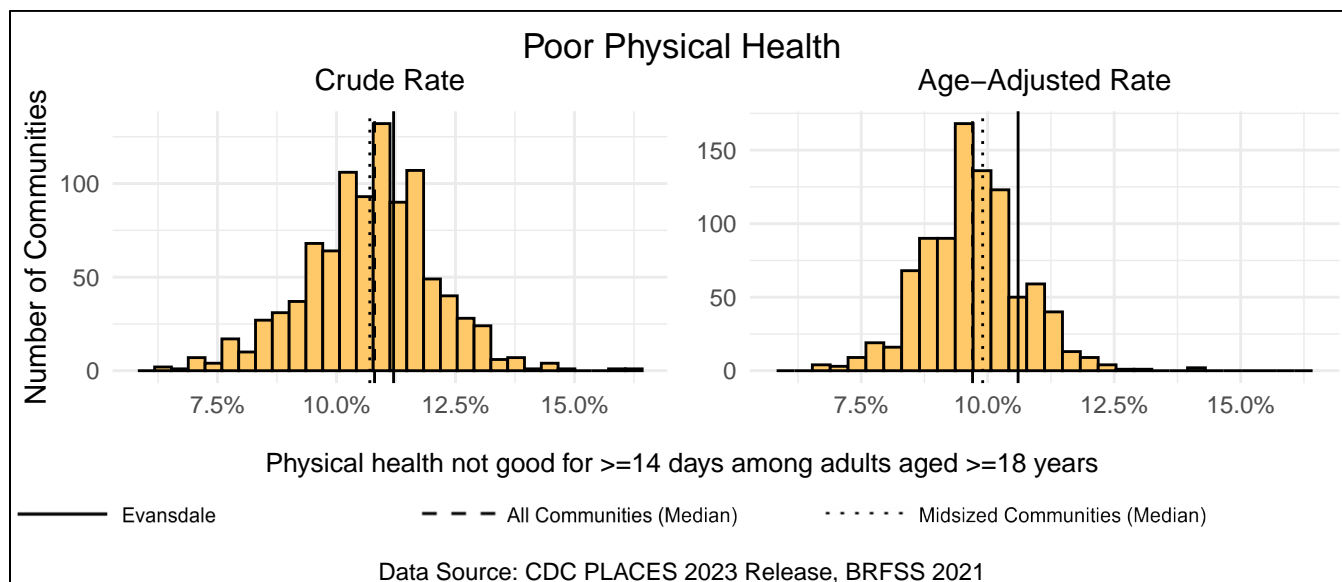
Measure Type	Evansdale	All Comm.	Midsized Comm.
Crude	15.3%	14.3%	14.5%
Age-Adjusted	14.6%	12.7%	13.0%



Poor Physical Health

Evansdale has a crude rate of 11.2% for physical health not good for ≥ 14 days among adults aged ≥ 18 years, which ranks 600th out of 958 Iowa communities (61st out of 102 midsize communities). The age-adjusted rate for Evansdale is 10.6%, which ranks 742nd out of 905 Iowa communities (72nd out of 102 midsize communities).

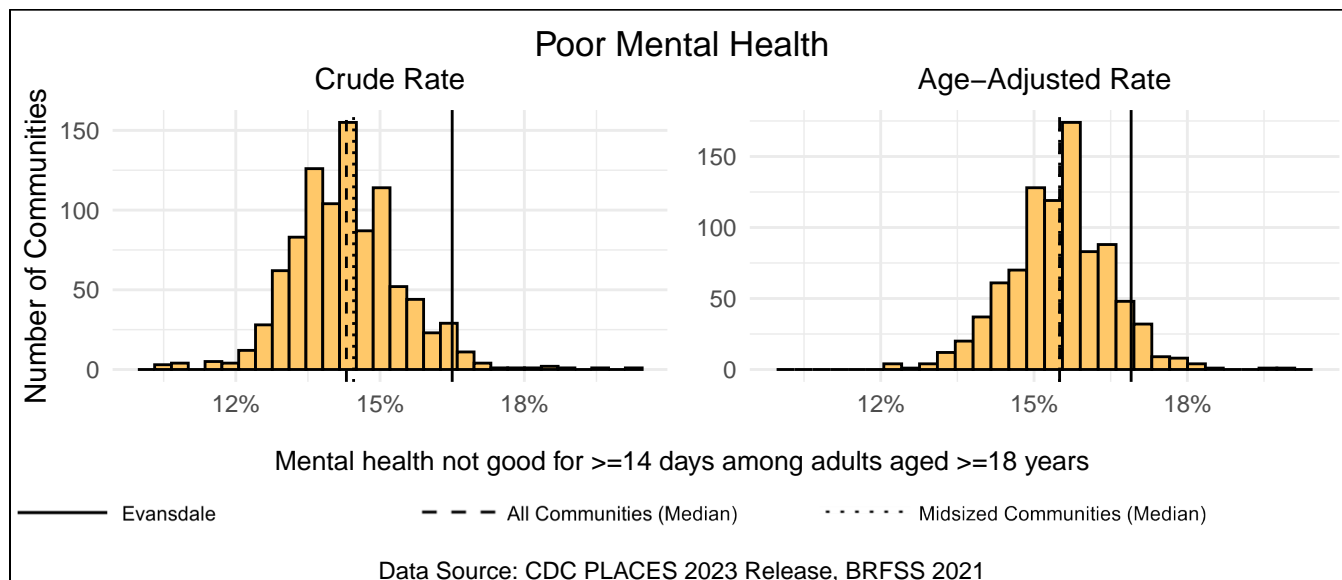
Measure Type	Evansdale	All Comm.	Midsize Comm.
Crude	11.2%	10.8%	10.7%
Age-Adjusted	10.6%	9.7%	9.9%



Poor Mental Health

Evansdale has a crude rate of 16.5% for mental health not good for ≥ 14 days among adults aged ≥ 18 years, which ranks 924th out of 958 Iowa communities (95th out of 102 midsize communities). The age-adjusted rate for Evansdale is 16.9%, which ranks 834th out of 905 Iowa communities (88th out of 102 midsize communities).

Measure Type	Evansdale	All Comm.	Midsize Comm.
Crude	16.5%	14.3%	14.4%
Age-Adjusted	16.9%	15.5%	15.5%



Health Risk Behaviors

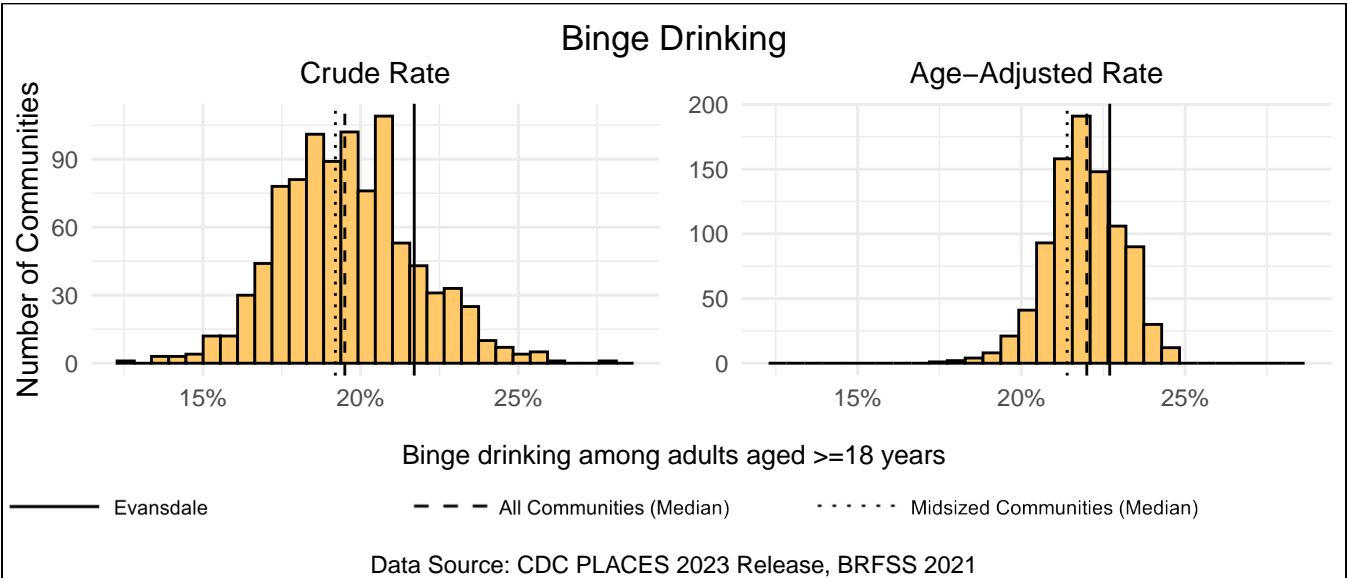
Health risk measures are measures of individual behaviors that can lead to poor health outcomes. These include binge drinking, current smoking, physical inactivity, and getting less than seven hours of nightly sleep. Risk behaviors are the most critical intervention points as they can help save lives and drastically improve health outcomes later in life. Each measure is calculated as the rate of respondents participating in a high level of risk behavior. The exact cutoff points for the behavior depend on the health area. The link below includes more information about each variable.

<https://www.cdc.gov/places/measure-definitions/unhealthy-behaviors/index.html>

Binge Drinking

Evansdale has a crude rate of 21.7% for binge drinking among adults aged ≥ 18 years, which ranks 808th out of 958 Iowa communities (84th out of 102 midsize communities). The age-adjusted rate for Evansdale is 22.7%, which ranks 668th out of 905 Iowa communities (80th out of 102 midsize communities).

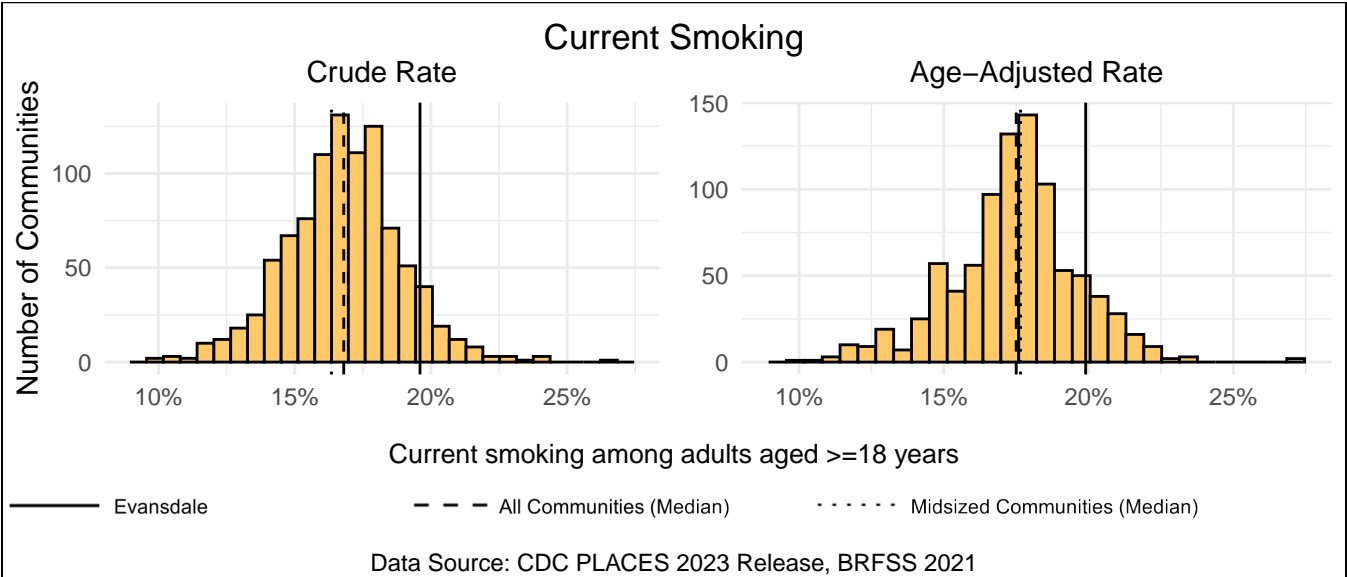
Measure Type	Evansdale	All Comm.	Midsized Comm.
Crude	21.7%	19.5%	19.2%
Age-Adjusted	22.7%	22.0%	21.4%



Current Smoking

Evansdale has a crude rate of 19.6% for current smoking among adults aged >=18 years, which ranks 873rd out of 958 Iowa communities (89th out of 102 mid-sized communities). The age-adjusted rate for Evansdale is 19.9%, which ranks 792nd out of 905 Iowa communities (85th out of 102 mid-sized communities).

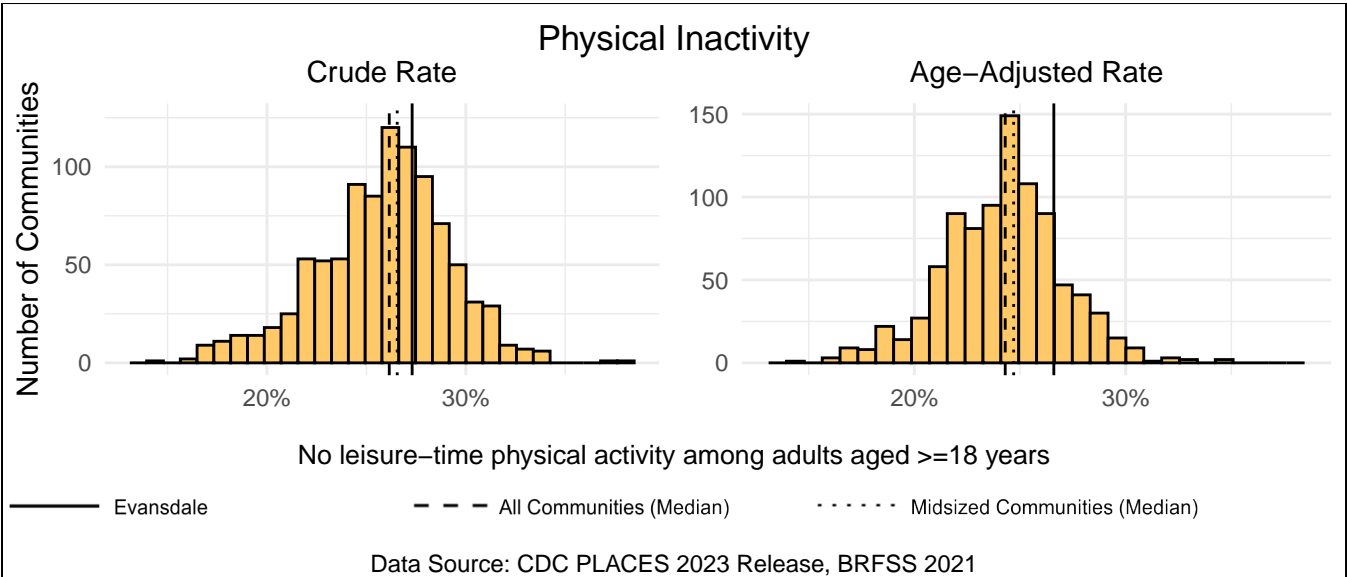
Measure Type	Evansdale	All Comm.	Mid-sized Comm.
Crude	19.6%	16.8%	16.4%
Age-Adjusted	19.9%	17.5%	17.6%



Physical Inactivity

Evansdale has a crude rate of 27.3% for no leisure-time physical activity among adults aged >=18 years, which ranks 632nd out of 958 Iowa communities (61st out of 102 mid-sized communities). The age-adjusted rate for Evansdale is 26.6%, which ranks 746th out of 905 Iowa communities (74th out of 102 mid-sized communities).

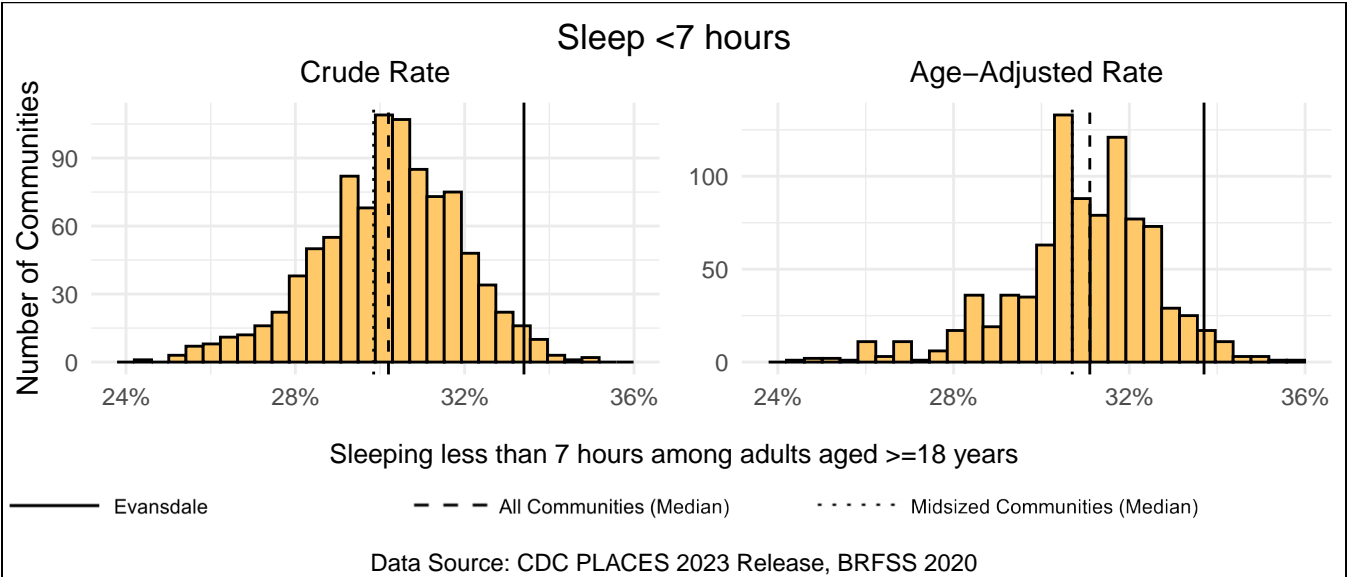
Measure Type	Evansdale	All Comm.	Mid-sized Comm.
Crude	27.3%	26.1%	26.6%
Age-Adjusted	26.6%	24.3%	24.7%



Sleep <7 hours

Evansdale has a crude rate of 33.4% for sleeping less than 7 hours among adults aged ≥ 18 years, which ranks 936th out of 958 Iowa communities (98th out of 102 mid-sized communities). The age-adjusted rate for Evansdale is 33.7%, which ranks 875th out of 905 Iowa communities (94th out of 102 mid-sized communities).

Measure Type	Evansdale	All Comm.	Midsized Comm.
Crude	33.4%	30.2%	29.8%
Age-Adjusted	33.7%	31.1%	30.7%



Health Outcomes

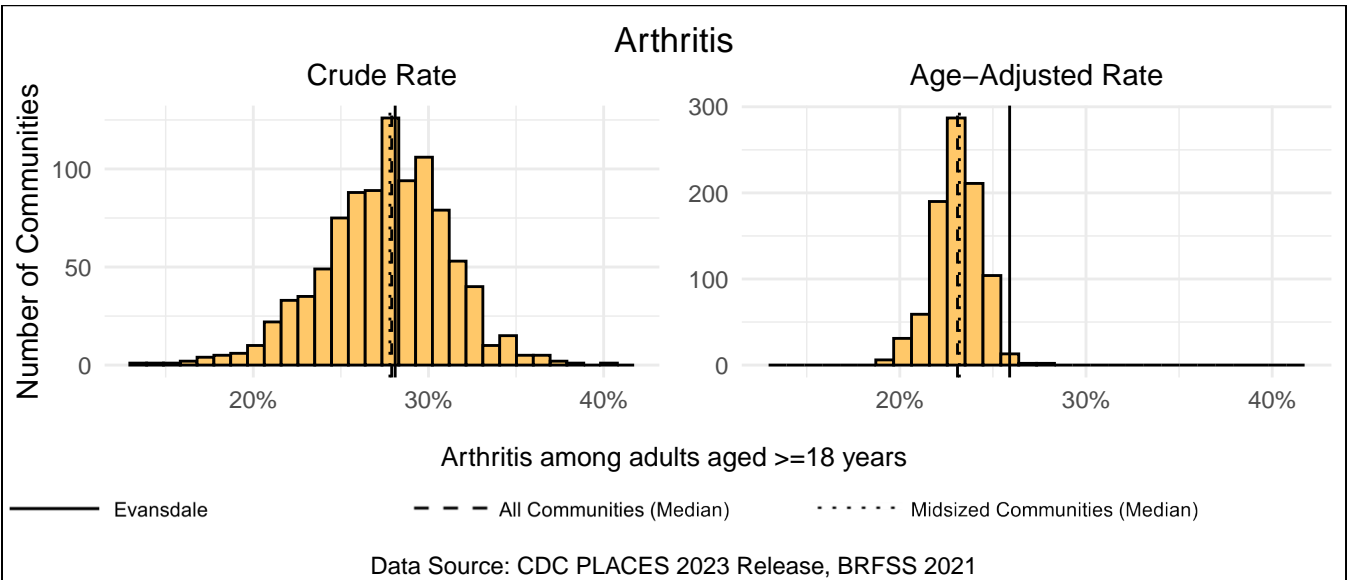
This section includes measures about specific health outcomes such as chronic illness, mental health conditions, and risk factors for future disease. Health outcome measures include but are not limited to arthritis, high blood pressure, cancer, depression, and obesity. Each measure is the percentage of respondents reporting receiving the diagnosis by a doctor, nurse, or other health professional. The link below includes more information about each variable.

<https://www.cdc.gov/places/measure-definitions/health-outcomes/index.html>

Arthritis

Evansdale has a crude rate of 28.1% for arthritis among adults aged ≥ 18 years, which ranks 499th out of 958 Iowa communities (57th out of 102 midsize communities). The age-adjusted rate for Evansdale is 25.9%, which ranks 896th out of 905 Iowa communities (101st out of 102 midsize communities).

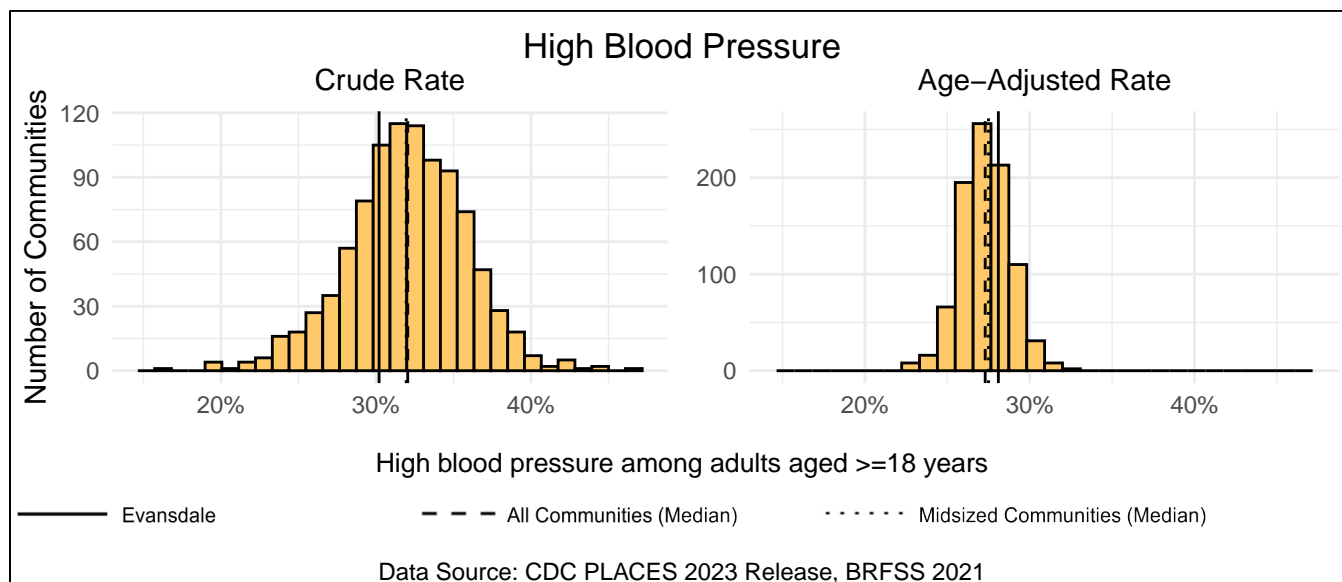
Measure Type	Evansdale	All Comm.	Midsized Comm.
Crude	28.1%	27.9%	27.8%
Age-Adjusted	25.9%	23.1%	23.2%



High Blood Pressure

Evansdale has a crude rate of 30.2% for high blood pressure among adults aged ≥ 18 years, which ranks 273rd out of 958 Iowa communities (34th out of 102 mid-sized communities). The age-adjusted rate for Evansdale is 28.1%, which ranks 644th out of 905 Iowa communities (63rd out of 102 mid-sized communities).

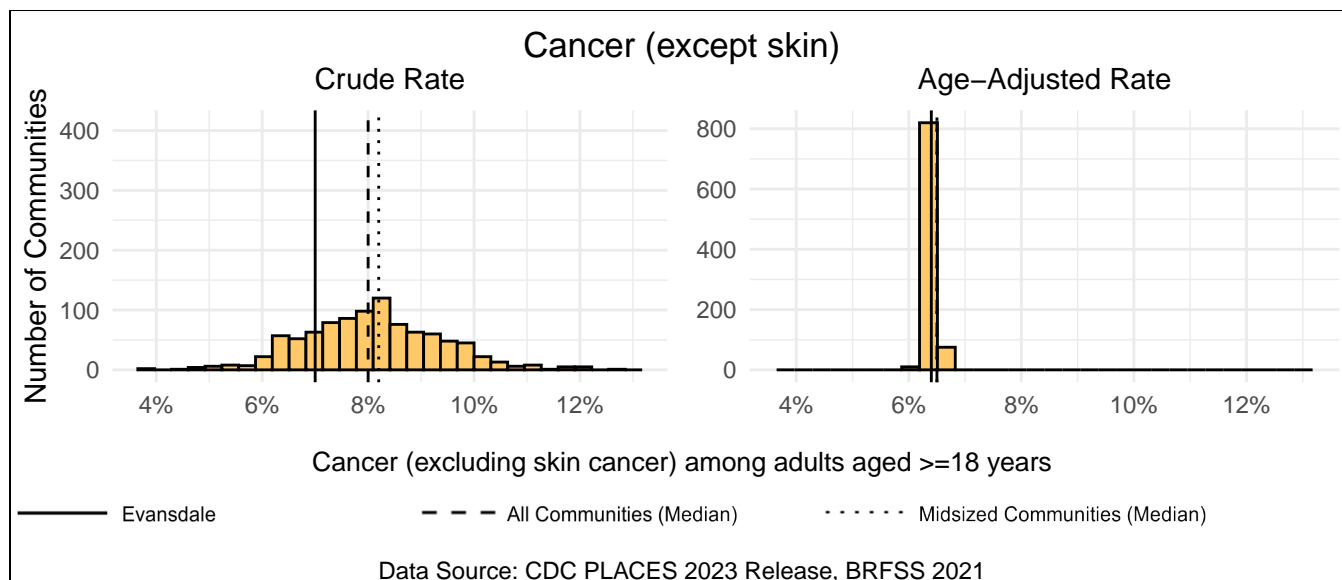
Measure Type	Evansdale	All Comm.	Midsized Comm.
Crude	30.2%	32.0%	32.0%
Age-Adjusted	28.1%	27.3%	27.5%



Cancer (except skin)

Evansdale has a crude rate of 7.0% for cancer (excluding skin cancer) among adults aged ≥ 18 years, which ranks 177th out of 958 Iowa communities (23rd out of 102 mid-sized communities). The age-adjusted rate for Evansdale is 6.4%, which ranks 74th out of 905 Iowa communities (11th out of 102 mid-sized communities).

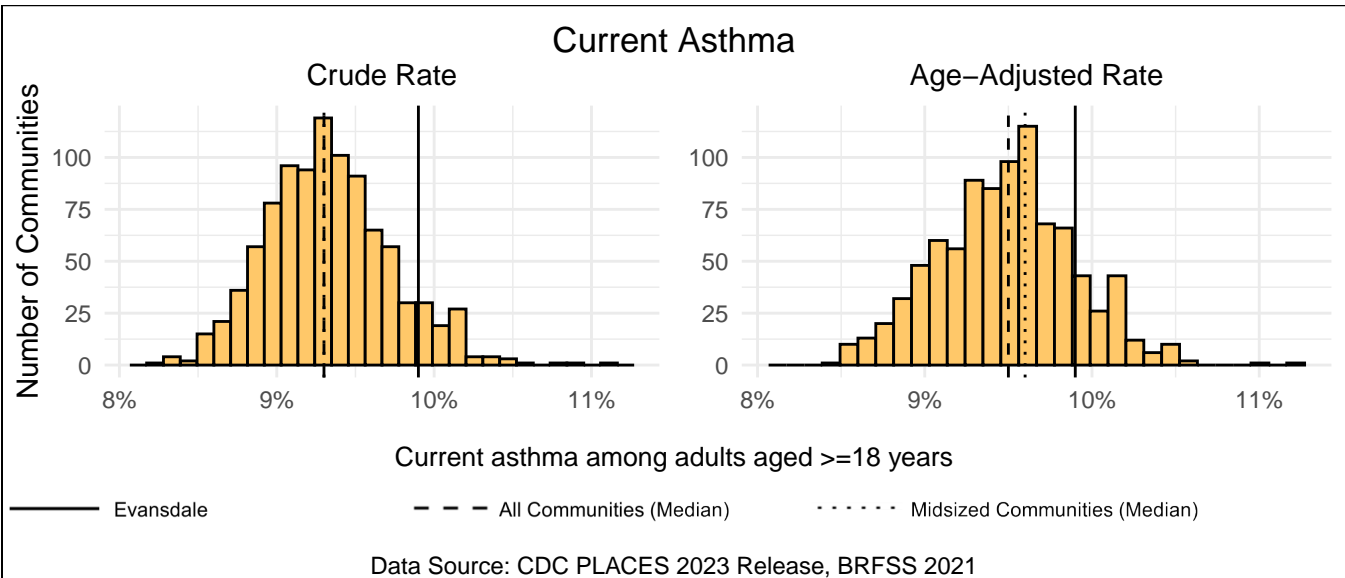
Measure Type	Evansdale	All Comm.	Midsized Comm.
Crude	7.0%	8.0%	8.2%
Age-Adjusted	6.4%	6.5%	6.5%



Current Asthma

Evansdale has a crude rate of 9.9% for current asthma among adults aged ≥ 18 years, which ranks 868th out of 958 Iowa communities (85th out of 102 midsize communities). The age-adjusted rate for Evansdale is 9.9%, which ranks 762nd out of 905 Iowa communities (80th out of 102 midsize communities).

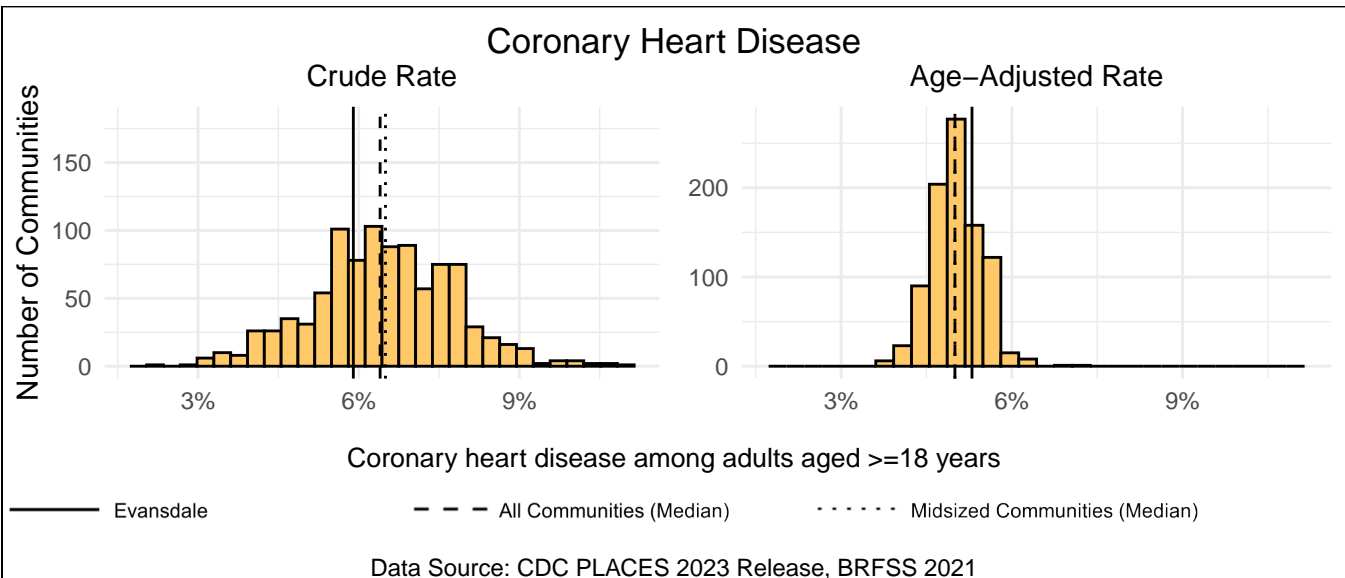
Measure Type	Evansdale	All Comm.	Midsized Comm.
Crude	9.9%	9.3%	9.3%
Age-Adjusted	9.9%	9.5%	9.6%



Coronary Heart Disease

Evansdale has a crude rate of 5.9% for coronary heart disease among adults aged ≥ 18 years, which ranks 300th out of 958 Iowa communities (33rd out of 102 midsize communities). The age-adjusted rate for Evansdale is 5.3%, which ranks 674th out of 905 Iowa communities (71st out of 102 midsize communities).

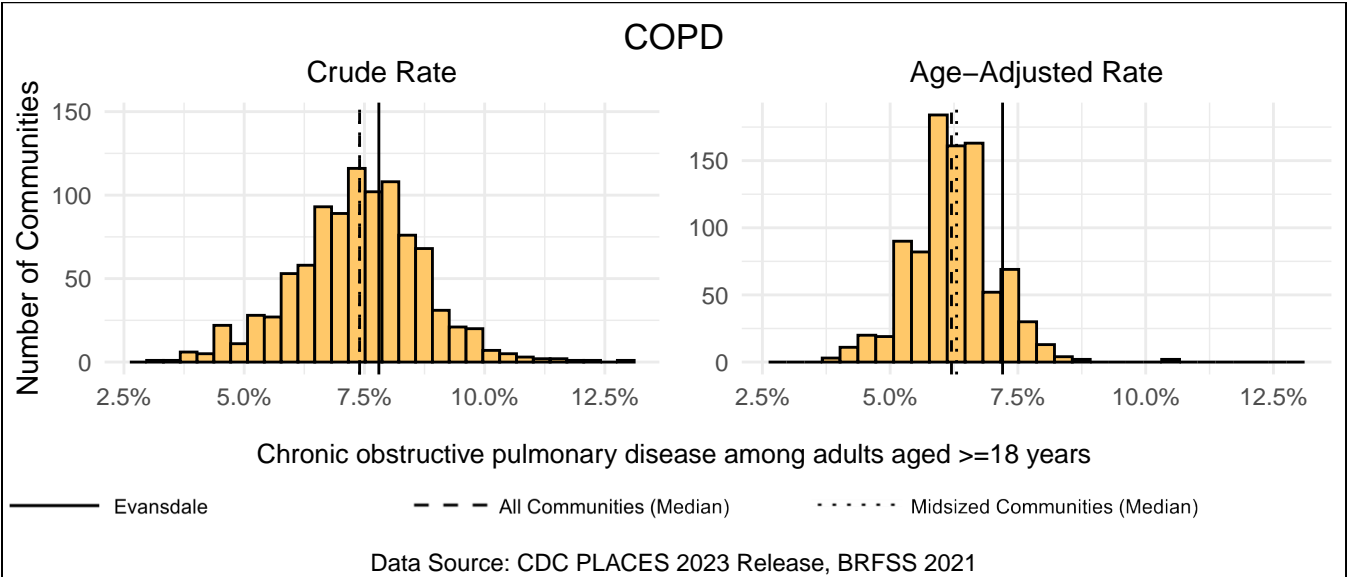
Measure Type	Evansdale	All Comm.	Midsized Comm.
Crude	5.9%	6.4%	6.5%
Age-Adjusted	5.3%	5.0%	5.0%



COPD

Evansdale has a crude rate of 7.8% for chronic obstructive pulmonary disease among adults aged ≥ 18 years, which ranks 581st out of 958 Iowa communities (61st out of 102 midsize communities). The age-adjusted rate for Evansdale is 7.2%, which ranks 786th out of 905 Iowa communities (80th out of 102 midsize communities).

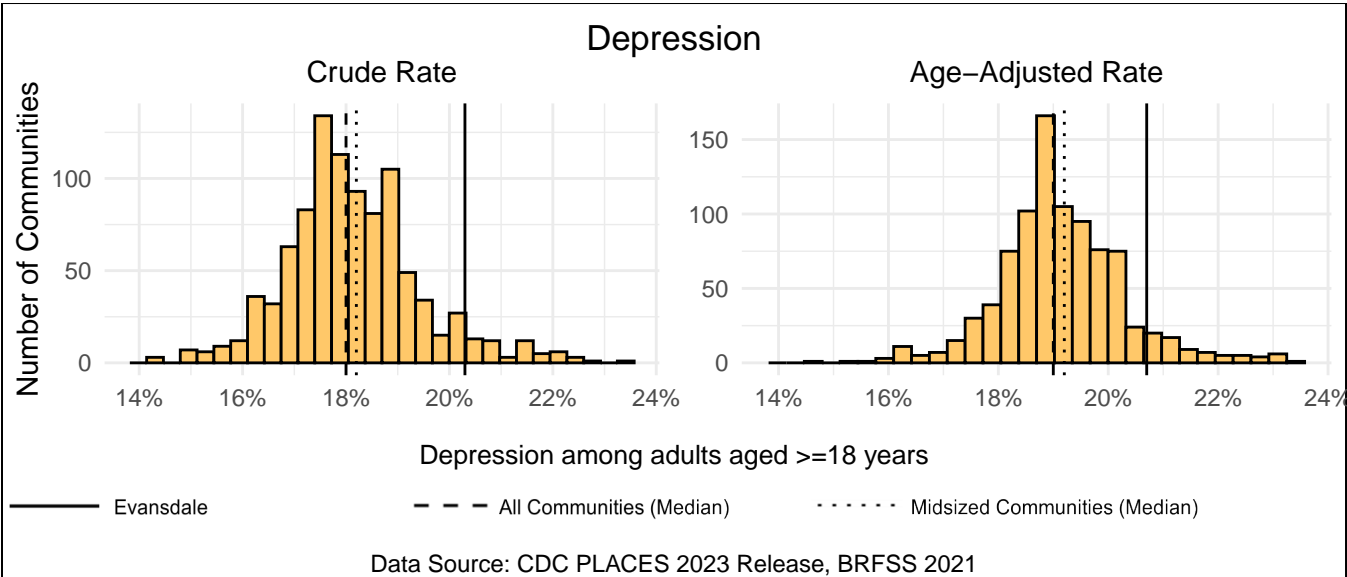
Measure Type	Evansdale	All Comm.	Midsize Comm.
Crude	7.8%	7.4%	7.4%
Age-Adjusted	7.2%	6.2%	6.3%



Depression

Evansdale has a crude rate of 20.3% for depression among adults aged ≥ 18 years, which ranks 895th out of 958 Iowa communities (95th out of 102 midsize communities). The age-adjusted rate for Evansdale is 20.7%, which ranks 832nd out of 905 Iowa communities (91st out of 102 midsize communities).

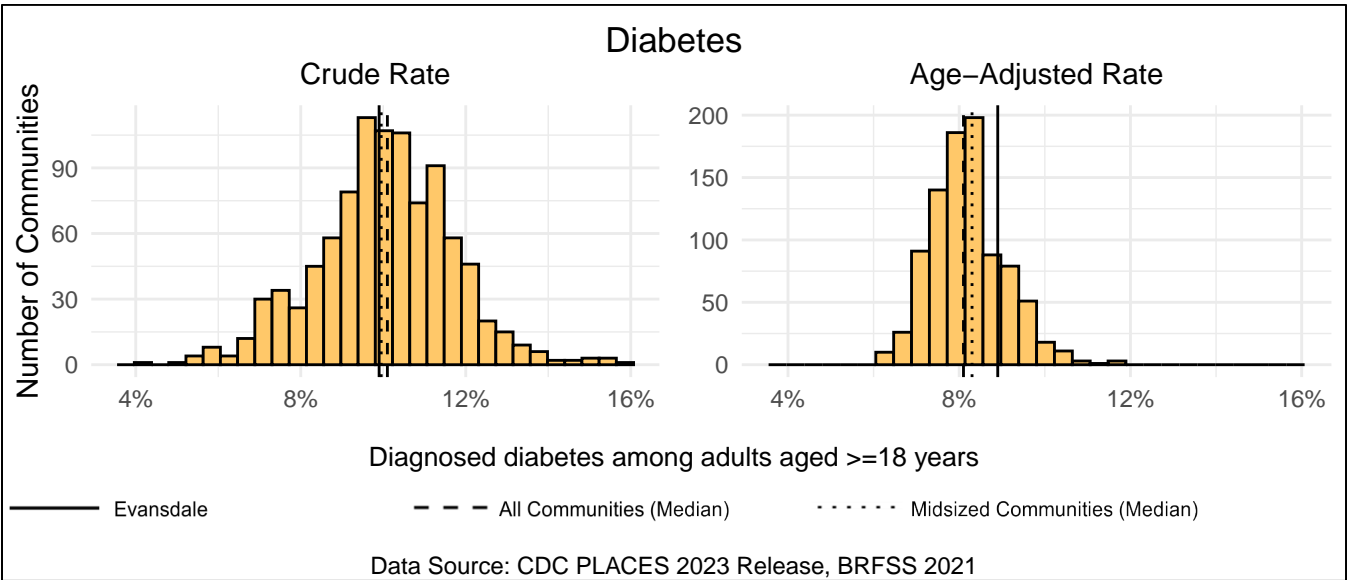
Measure Type	Evansdale	All Comm.	Midsize Comm.
Crude	20.3%	18.0%	18.2%
Age-Adjusted	20.7%	19.0%	19.2%



Diabetes

Evansdale has a crude rate of 9.9% for diagnosed diabetes among adults aged ≥ 18 years, which ranks 416th out of 958 Iowa communities (50th out of 102 mid-sized communities). The age-adjusted rate for Evansdale is 8.9%, which ranks 722nd out of 905 Iowa communities (70th out of 102 mid-sized communities).

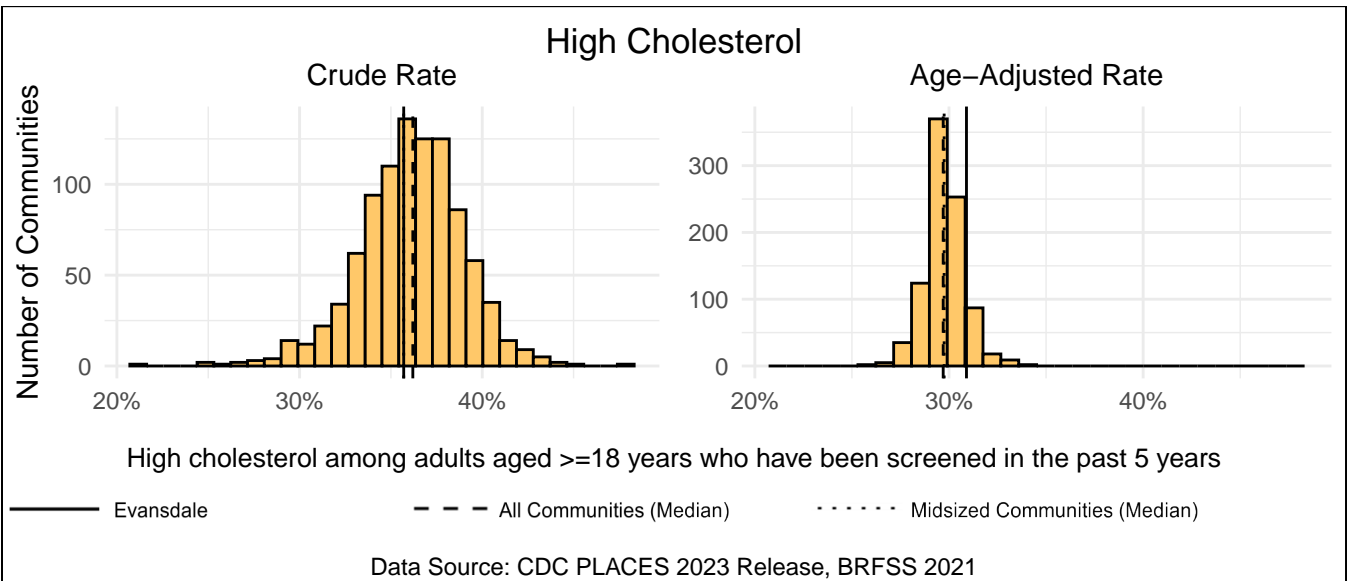
Measure Type	Evansdale	All Comm.	Midsized Comm.
Crude	9.9%	10.1%	9.9%
Age-Adjusted	8.9%	8.1%	8.3%



High Cholesterol

Evansdale has a crude rate of 35.7% for high cholesterol among adults aged ≥ 18 years who have been screened in the past 5 years, which ranks 391st out of 958 Iowa communities (49th out of 102 mid-sized communities). The age-adjusted rate for Evansdale is 30.9%, which ranks 790th out of 905 Iowa communities (89th out of 102 mid-sized communities).

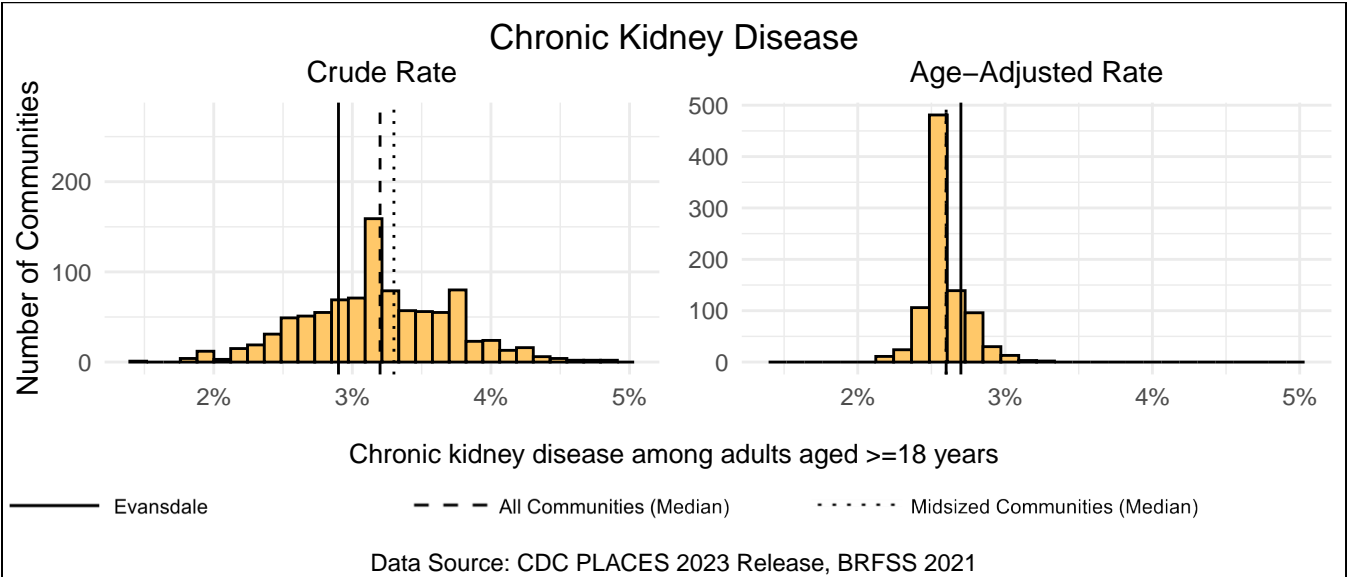
Measure Type	Evansdale	All Comm.	Midsized Comm.
Crude	35.7%	36.2%	35.7%
Age-Adjusted	30.9%	29.7%	29.8%



Chronic Kidney Disease

Evansdale has a crude rate of 2.9% for chronic kidney disease among adults aged ≥ 18 years, which ranks 241st out of 958 Iowa communities (29th out of 102 midsized communities). The age-adjusted rate for Evansdale is 2.7%, which ranks 623rd out of 905 Iowa communities (60th out of 102 midsized communities).

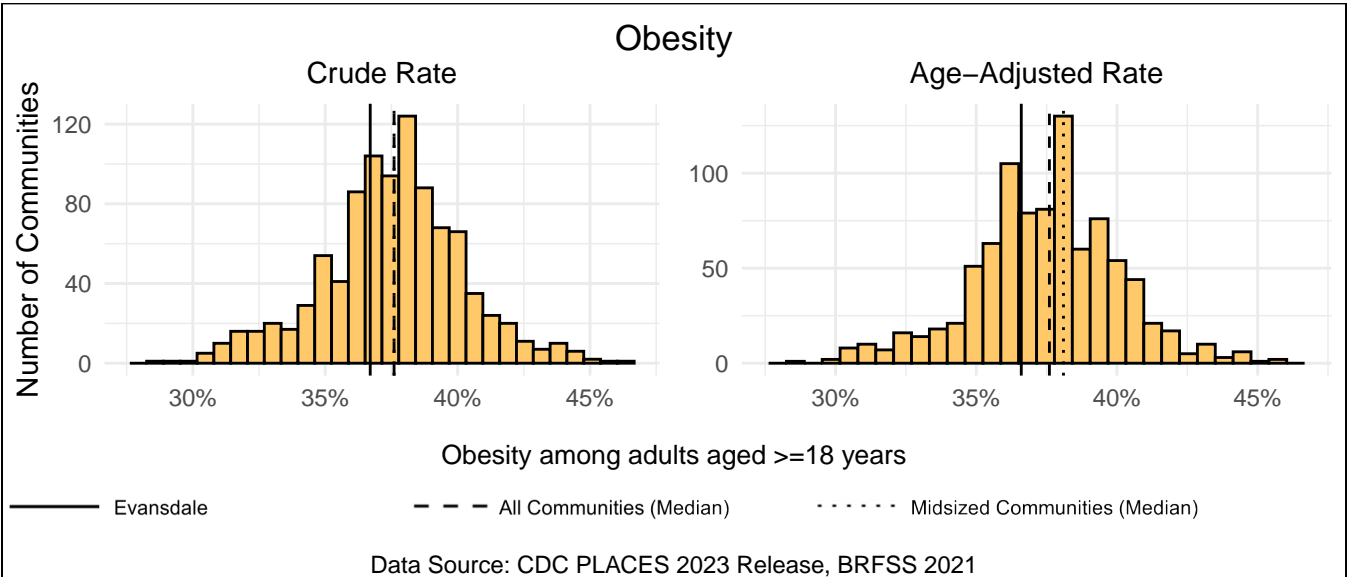
Measure Type	Evansdale	All Comm.	Midsized Comm.
Crude	2.9%	3.2%	3.3%
Age-Adjusted	2.7%	2.6%	2.6%



Obesity

Evansdale has a crude rate of 36.7% for obesity among adults aged ≥ 18 years, which ranks 308th out of 958 Iowa communities (43rd out of 102 midsized communities). The age-adjusted rate for Evansdale is 36.6%, which ranks 317th out of 905 Iowa communities (32nd out of 102 midsized communities).

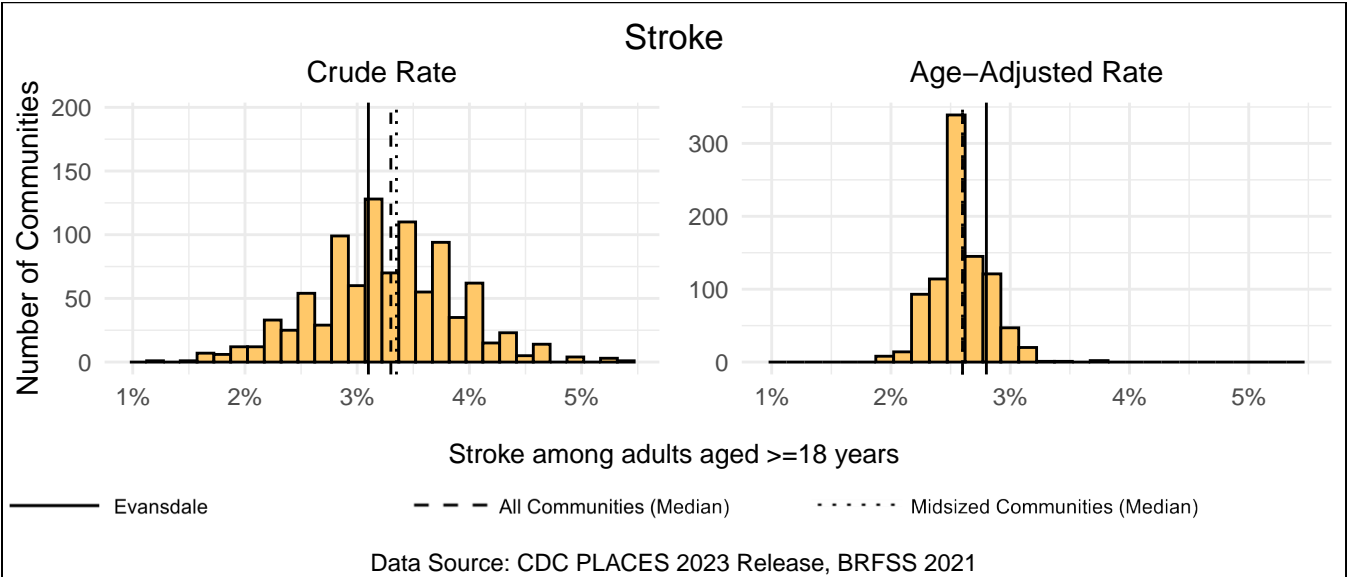
Measure Type	Evansdale	All Comm.	Midsized Comm.
Crude	36.7%	37.6%	37.6%
Age-Adjusted	36.6%	37.6%	38.1%



Stroke

Evansdale has a crude rate of 3.1% for stroke among adults aged ≥ 18 years, which ranks 340th out of 958 Iowa communities (34th out of 102 midsize communities). The age-adjusted rate for Evansdale is 2.8%, which ranks 714th out of 905 Iowa communities (71st out of 102 midsize communities).

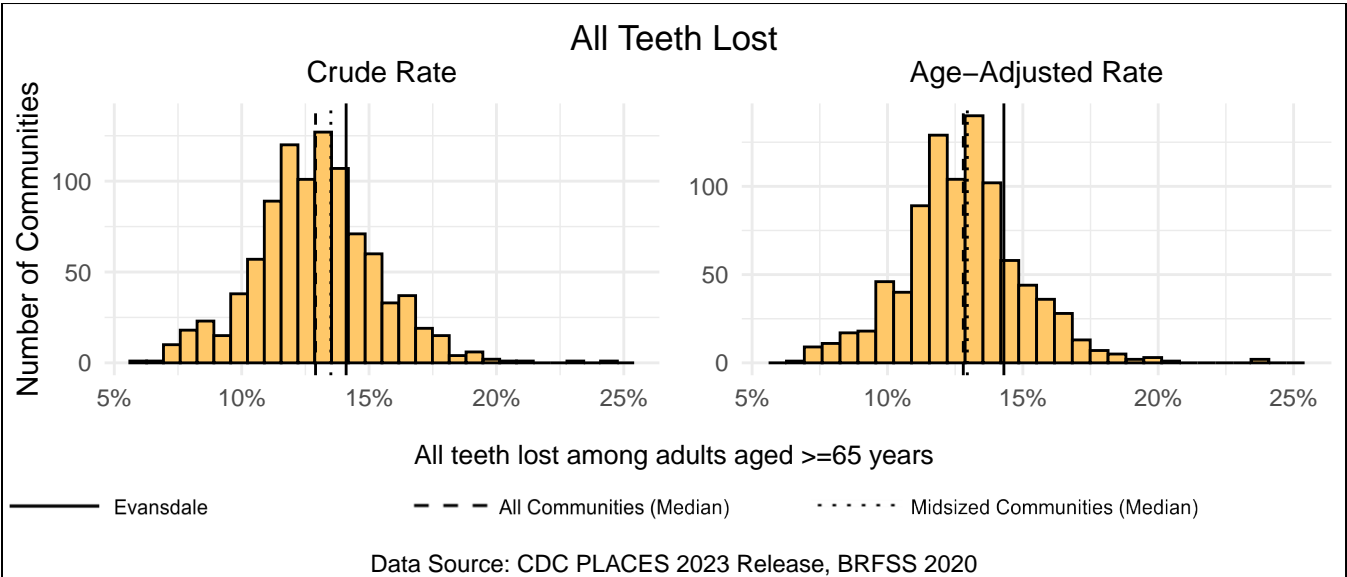
Measure Type	Evansdale	All Comm.	Midsized Comm.
Crude	3.1%	3.3%	3.3%
Age-Adjusted	2.8%	2.6%	2.6%



All Teeth Lost

Evansdale has a crude rate of 14.1% for all teeth lost among adults aged ≥ 65 years, which ranks 701st out of 958 Iowa communities (63rd out of 102 midsize communities). The age-adjusted rate for Evansdale is 14.3%, which ranks 718th out of 905 Iowa communities (72nd out of 102 midsize communities).

Measure Type	Evansdale	All Comm.	Midsized Comm.
Crude	14.1%	12.9%	13.5%
Age-Adjusted	14.3%	12.8%	12.9%



Prevention

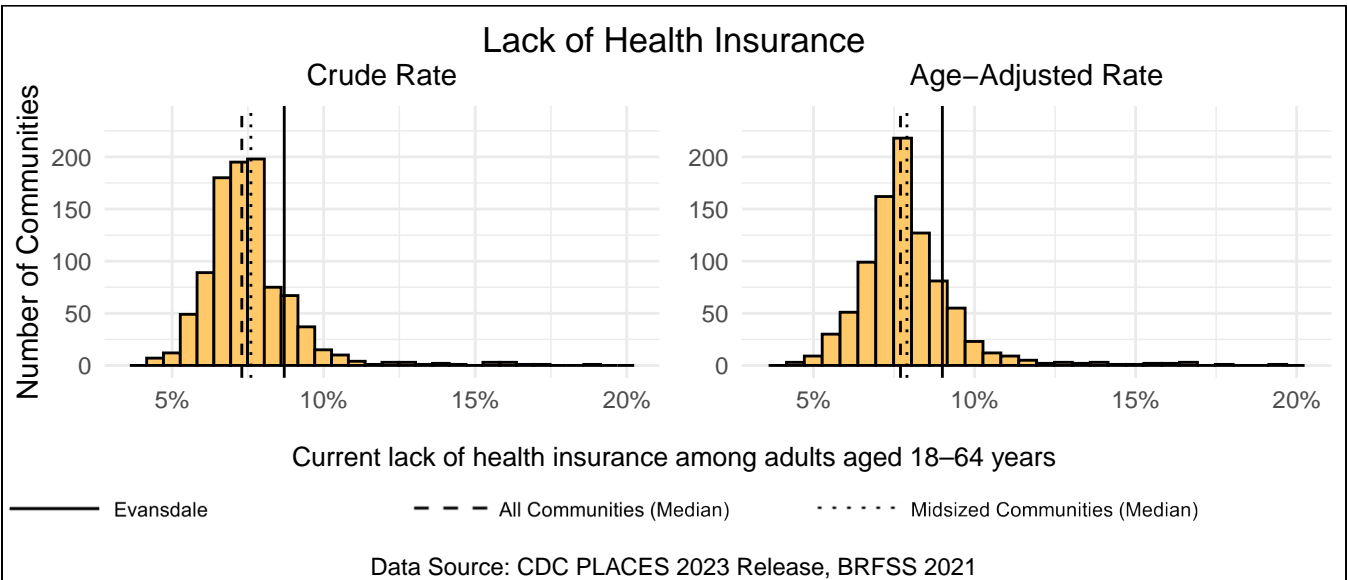
Preventive measures are another practical intervention point for public health professionals as they allow for the early detection of health conditions and improve overall treatment efficacy. This section includes a review of your community’s prevention measures, including preventive screenings and doctor visits. Besides the measure for lack of health insurance, all measures in this section are positive, where a higher rate is a strength for your community. The link below includes more information about each variable.

<https://www.cdc.gov/places/measure-definitions/prevention/index.html>

Lack of Health Insurance

Evansdale has a crude rate of 8.7% for current lack of health insurance among adults aged 18–64 years, which ranks 820th out of 958 Iowa communities (69th out of 102 midsized communities). The age-adjusted rate for Evansdale is 9.0%, which ranks 761st out of 905 Iowa communities (68th out of 102 midsized communities).

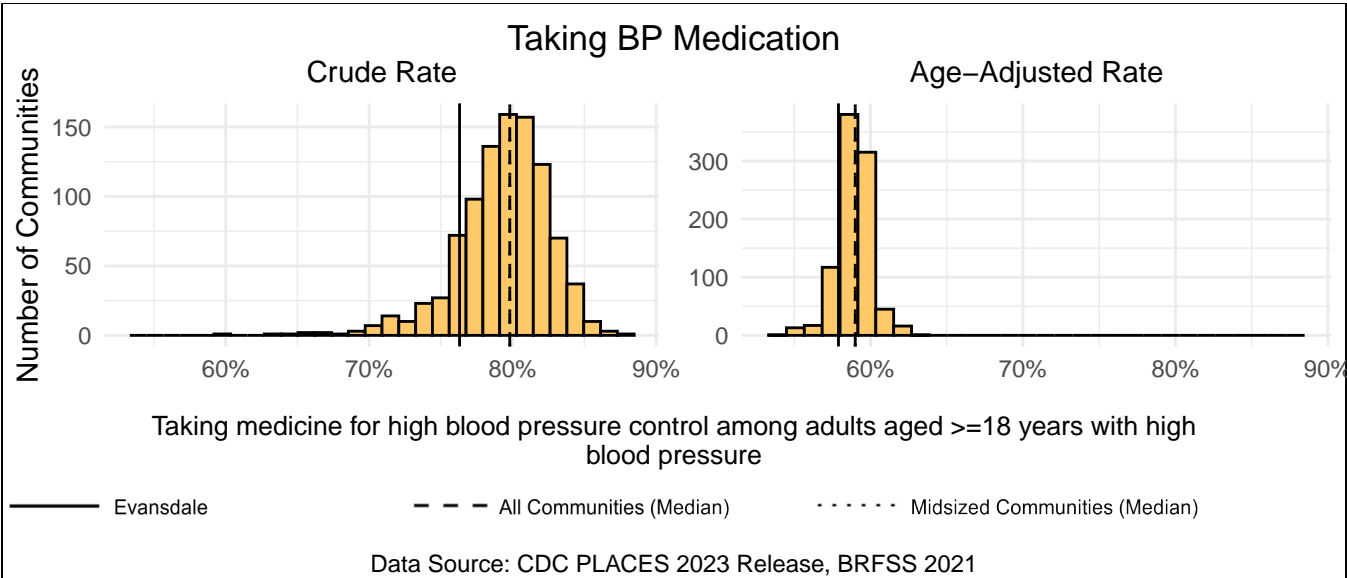
Measure Type	Evansdale	All Comm.	Midsized Comm.
Crude	8.7%	7.3%	7.6%
Age-Adjusted	9.0%	7.7%	7.9%



Taking BP Medication

Evansdale has a crude rate of 76.3% for taking medicine for high blood pressure control among adults aged >=18 years with high blood pressure, which ranks 824th out of 958 lowa communities (85th out of 102 midsize communities). The age-adjusted rate for Evansdale is 57.9%, which ranks 778th out of 905 lowa communities (88th out of 102 midsize communities).

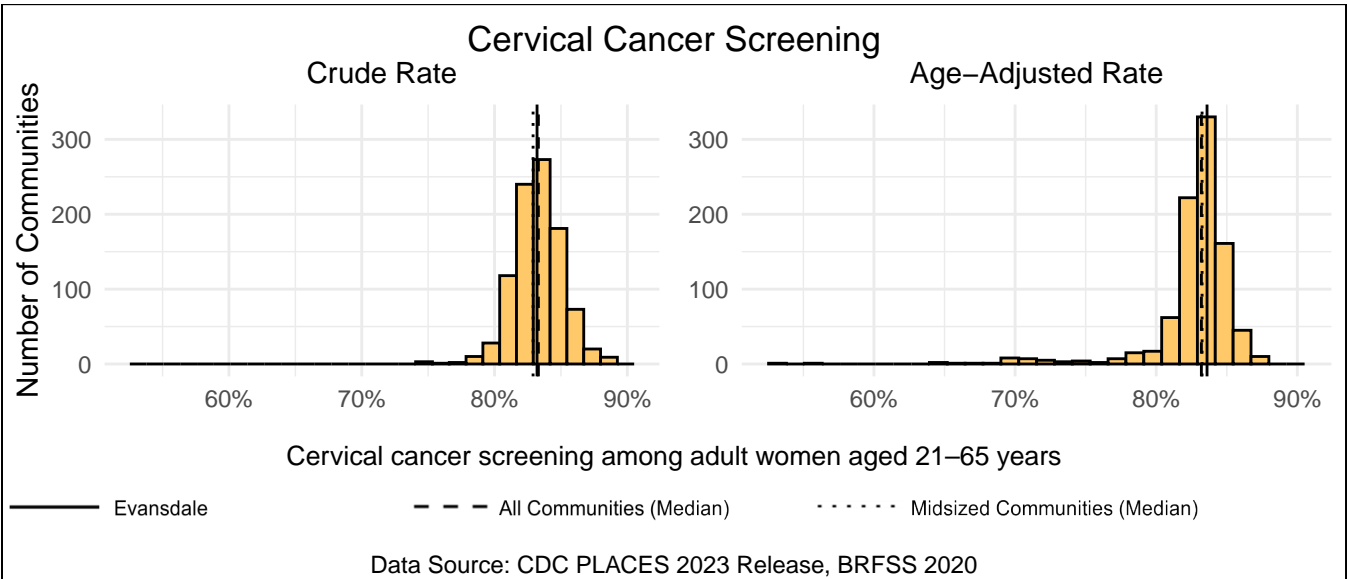
Measure Type	Evansdale	All Comm.	Midsize Comm.
Crude	76.3%	79.8%	79.8%
Age-Adjusted	57.9%	59.0%	59.0%



Cervical Cancer Screening

Evansdale has a crude rate of 83.2% for cervical cancer screening among adult women aged 21–65 years, which ranks 488th out of 958 lowa communities (47th out of 102 midsize communities). The age-adjusted rate for Evansdale is 83.6%, which ranks 328th out of 905 lowa communities (44th out of 102 midsize communities).

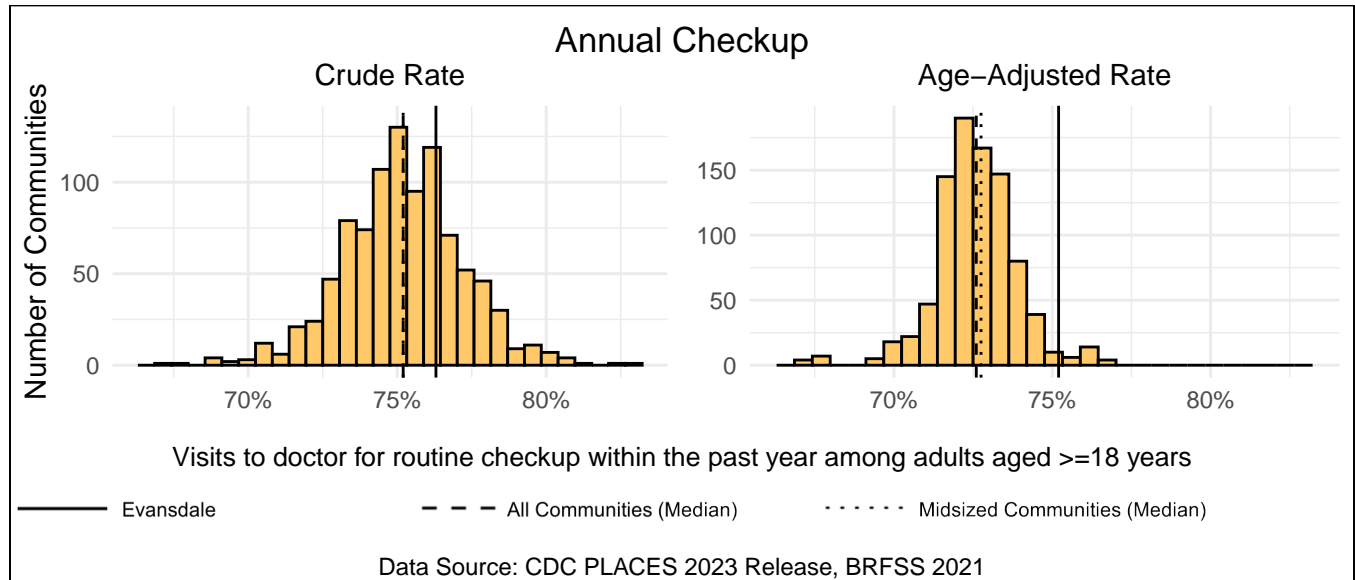
Measure Type	Evansdale	All Comm.	Midsize Comm.
Crude	83.2%	83.3%	82.9%
Age-Adjusted	83.6%	83.2%	83.2%



Annual Checkup

Evansdale has a crude rate of 76.3% for visits to doctor for routine checkup within the past year among adults aged ≥ 18 years, which ranks 256th out of 958 Iowa communities (22nd out of 102 midsized communities). The age-adjusted rate for Evansdale is 75.2%, which ranks 26th out of 905 Iowa communities (3rd out of 102 midsized communities).

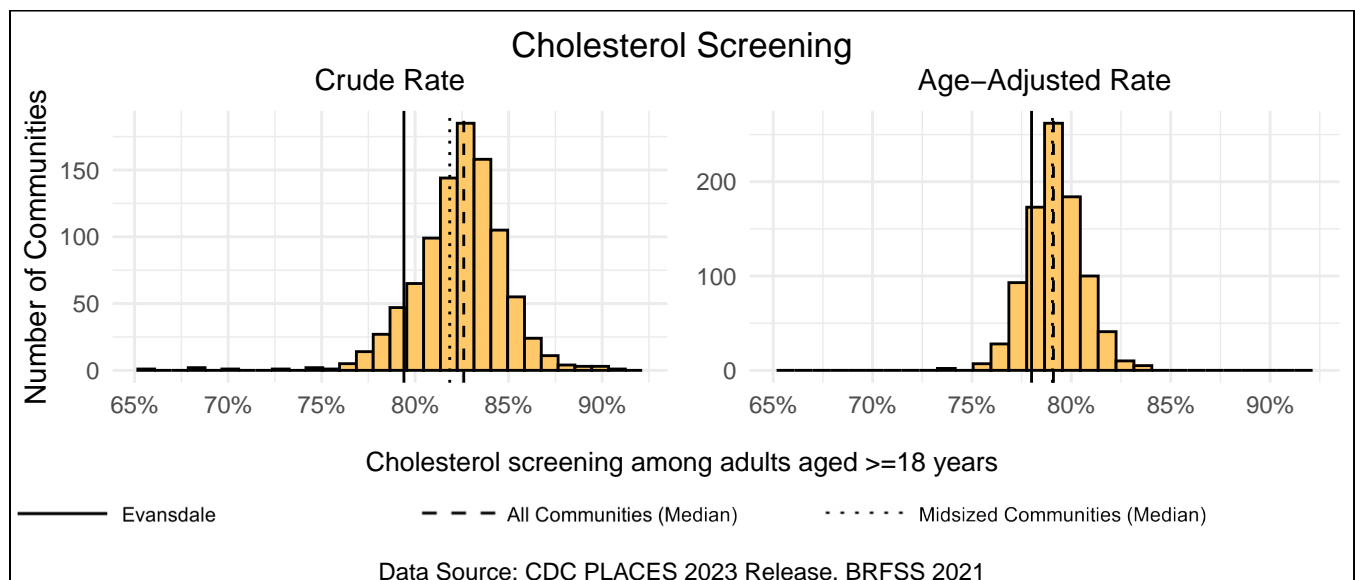
Measure Type	Evansdale	All Comm.	Midsized Comm.
Crude	76.3%	75.2%	75.2%
Age-Adjusted	75.2%	72.6%	72.8%



Cholesterol Screening

Evansdale has a crude rate of 79.4% for cholesterol screening among adults aged ≥ 18 years, which ranks 863rd out of 958 Iowa communities (83rd out of 102 midsized communities). The age-adjusted rate for Evansdale is 78.0%, which ranks 731st out of 905 Iowa communities (74th out of 102 midsized communities).

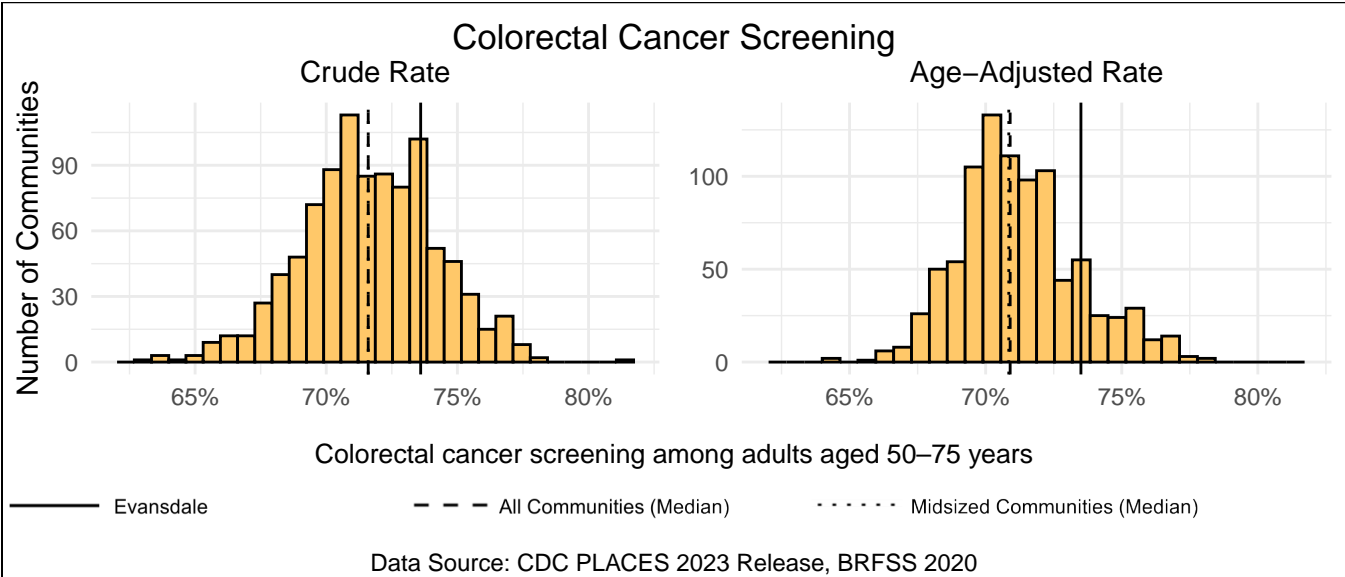
Measure Type	Evansdale	All Comm.	Midsized Comm.
Crude	79.4%	82.6%	81.8%
Age-Adjusted	78.0%	79.1%	79.0%



Colorectal Cancer Screening

Evansdale has a crude rate of 73.6% for colorectal cancer screening among adults aged 50–75 years, which ranks 211th out of 958 Iowa communities (30th out of 102 mid-sized communities). The age-adjusted rate for Evansdale is 73.5%, which ranks 131st out of 905 Iowa communities (27th out of 102 mid-sized communities).

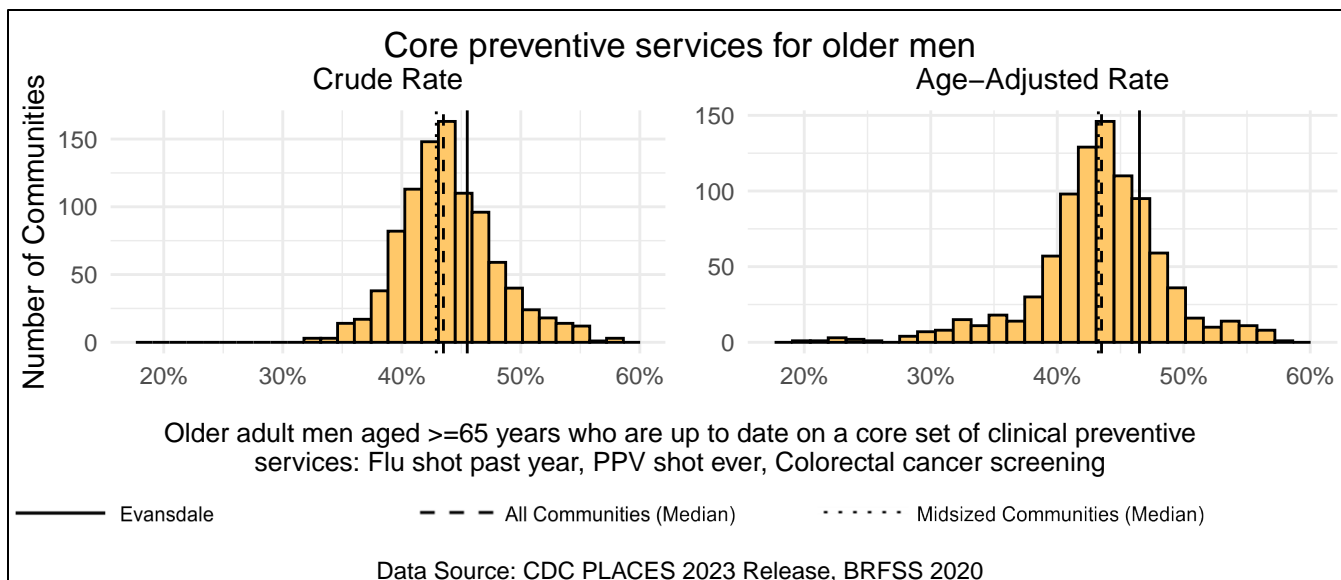
Measure Type	Evansdale	All Comm.	Midsized Comm.
Crude	73.6%	71.6%	71.6%
Age-Adjusted	73.5%	70.9%	70.8%



Core preventive services for older men

Evansdale has a crude rate of 45.5% for older adult men aged ≥ 65 years who are up to date on a core set of clinical preventive services: flu shot past year, ppv shot ever, colorectal cancer screening, which ranks 297th out of 958 Iowa communities (29th out of 102 mid-sized communities). The age-adjusted rate for Evansdale is 46.5%, which ranks 210th out of 905 Iowa communities (25th out of 102 mid-sized communities).

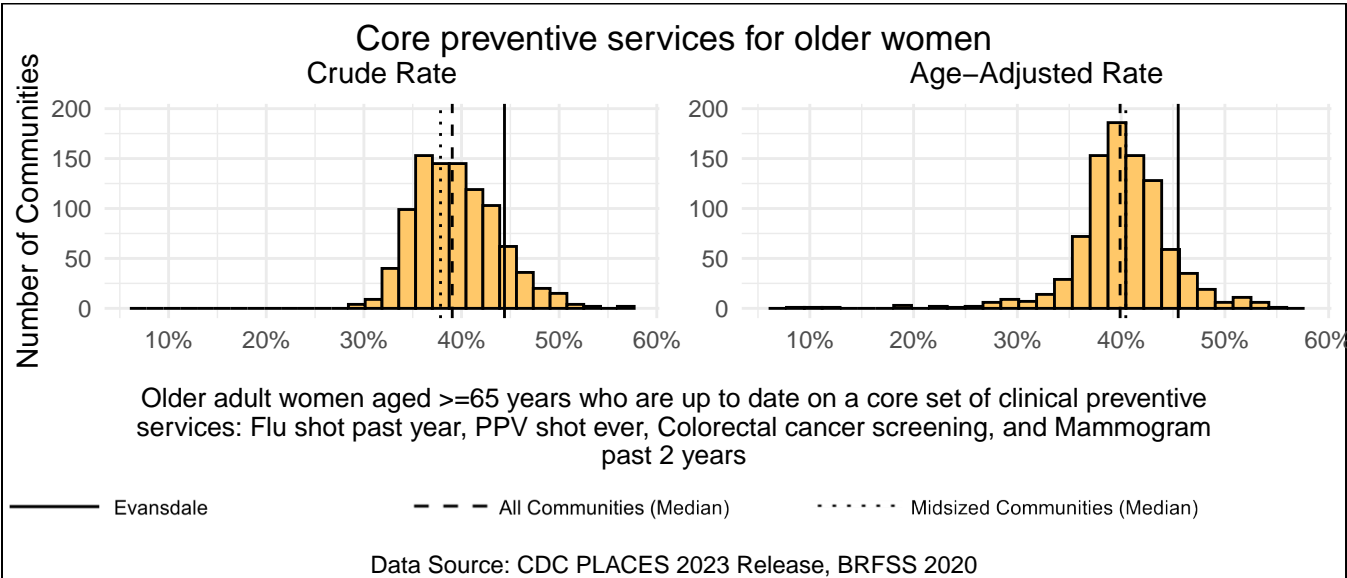
Measure Type	Evansdale	All Comm.	Midsized Comm.
Crude	45.5%	43.5%	42.9%
Age-Adjusted	46.5%	43.5%	43.2%



Core preventive services for older women

Evansdale has a crude rate of 44.4% for older adult women aged ≥ 65 years who are up to date on a core set of clinical preventive services: flu shot past year, ppv shot ever, colorectal cancer screening, and mammogram past 2 years, which ranks 122nd out of 958 Iowa communities (18th out of 102 mid-sized communities). The age-adjusted rate for Evansdale is 45.5%, which ranks 84th out of 905 Iowa communities (18th out of 102 mid-sized communities).

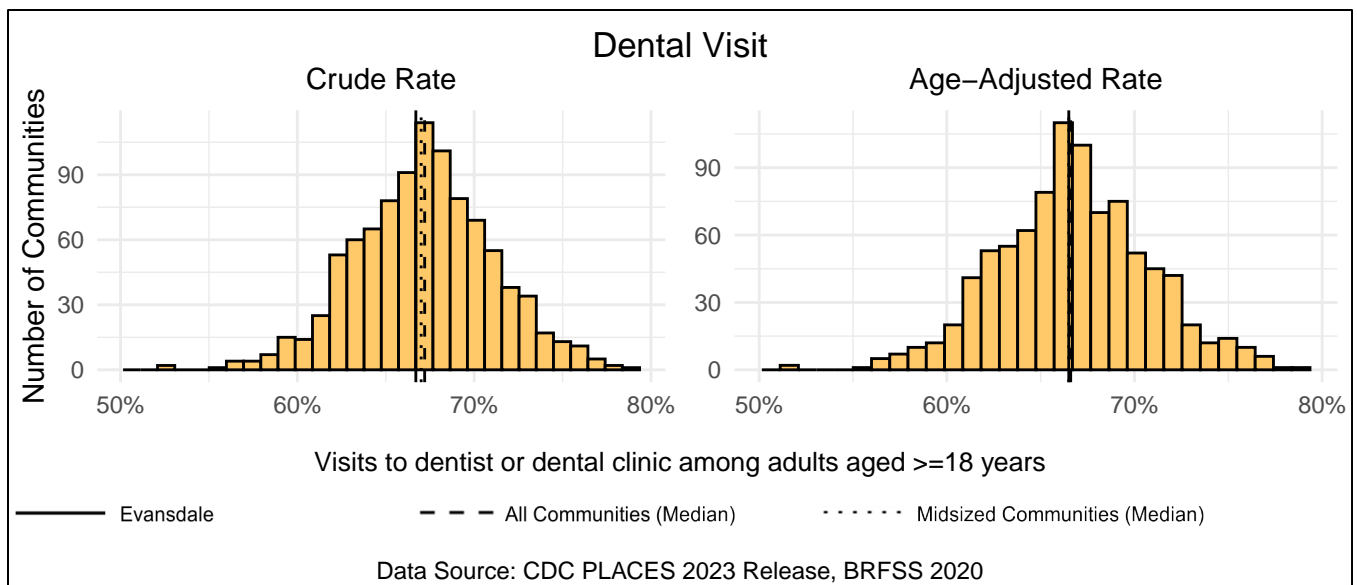
Measure Type	Evansdale	All Comm.	Midsized Comm.
Crude	44.4%	39.0%	37.8%
Age-Adjusted	45.5%	39.9%	40.4%



Dental Visit

Evansdale has a crude rate of 66.7% for visits to dentist or dental clinic among adults aged ≥ 18 years, which ranks 529th out of 958 Iowa communities (54th out of 102 mid-sized communities). The age-adjusted rate for Evansdale is 66.5%, which ranks 468th out of 905 Iowa communities (51st out of 102 mid-sized communities).

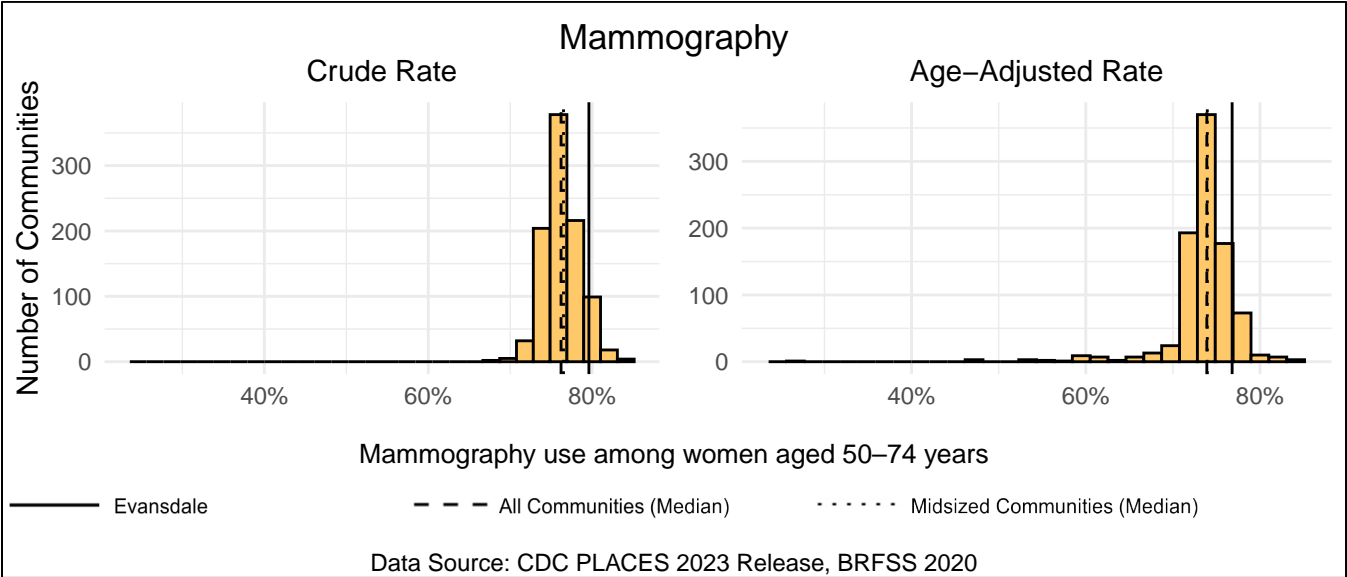
Measure Type	Evansdale	All Comm.	Midsized Comm.
Crude	66.7%	67.2%	67.0%
Age-Adjusted	66.5%	66.6%	66.5%



Mammography

Evansdale has a crude rate of 79.6% for mammography use among women aged 50–74 years, which ranks 71st out of 958 Iowa communities (10th out of 102 midsize communities). The age-adjusted rate for Evansdale is 76.8%, which ranks 103rd out of 905 Iowa communities (21st out of 102 midsize communities).

Measure Type	Evansdale	All Comm.	Midsized Comm.
Crude	79.6%	76.2%	76.5%
Age-Adjusted	76.8%	73.9%	74.0%



Disability

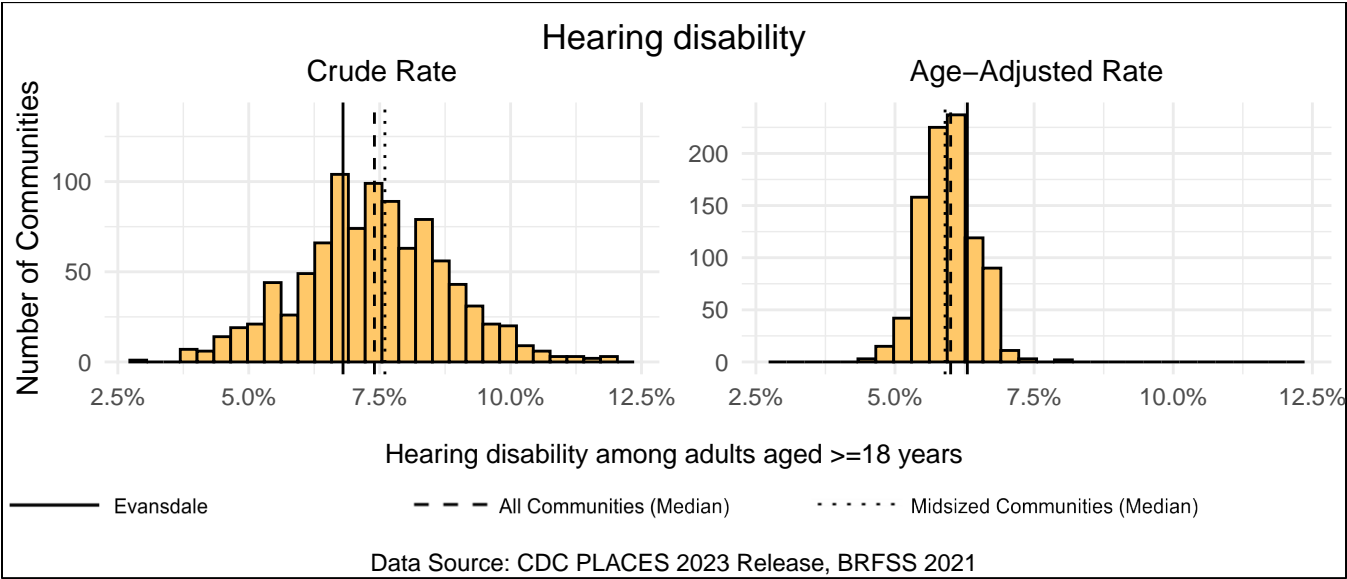
This section includes measures of physical and cognitive disabilities. Respondents were asked to report on six disabilities: hearing, vision, cognition, mobility, self-care, and independent living. The final measure reports the rate of respondents that answered yes to any of the previous six disabilities. The link below includes more information about each variable.

<https://www.cdc.gov/places/measure-definitions/unhealthy-behaviors/index.html>

Hearing disability

Evansdale has a crude rate of 6.8% for hearing disability among adults aged ≥ 18 years, which ranks 303rd out of 958 Iowa communities (32nd out of 102 midsize communities). The age-adjusted rate for Evansdale is 6.3%, which ranks 681st out of 905 Iowa communities (72nd out of 102 midsize communities).

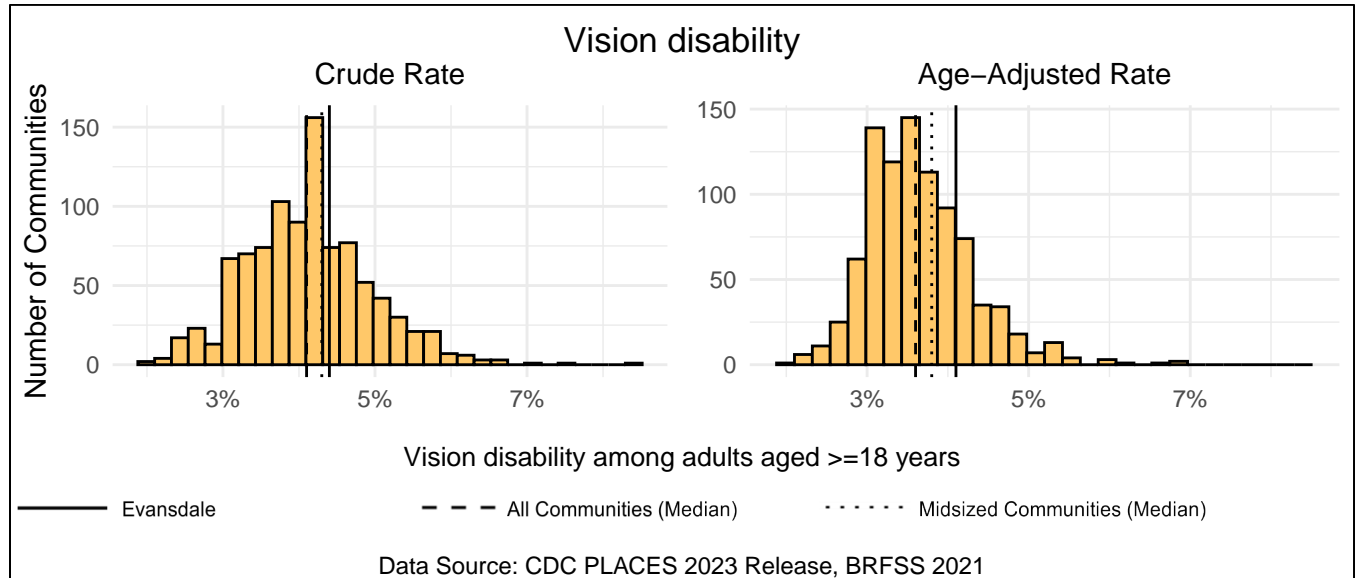
Measure Type	Evansdale	All Comm.	Midsized Comm.
Crude	6.8%	7.4%	7.6%
Age-Adjusted	6.3%	6.0%	5.9%



Vision disability

Evansdale has a crude rate of 4.4% for vision disability among adults aged ≥ 18 years, which ranks 620th out of 958 Iowa communities (55th out of 102 midsize communities). The age-adjusted rate for Evansdale is 4.1%, which ranks 714th out of 905 Iowa communities (66th out of 102 midsize communities).

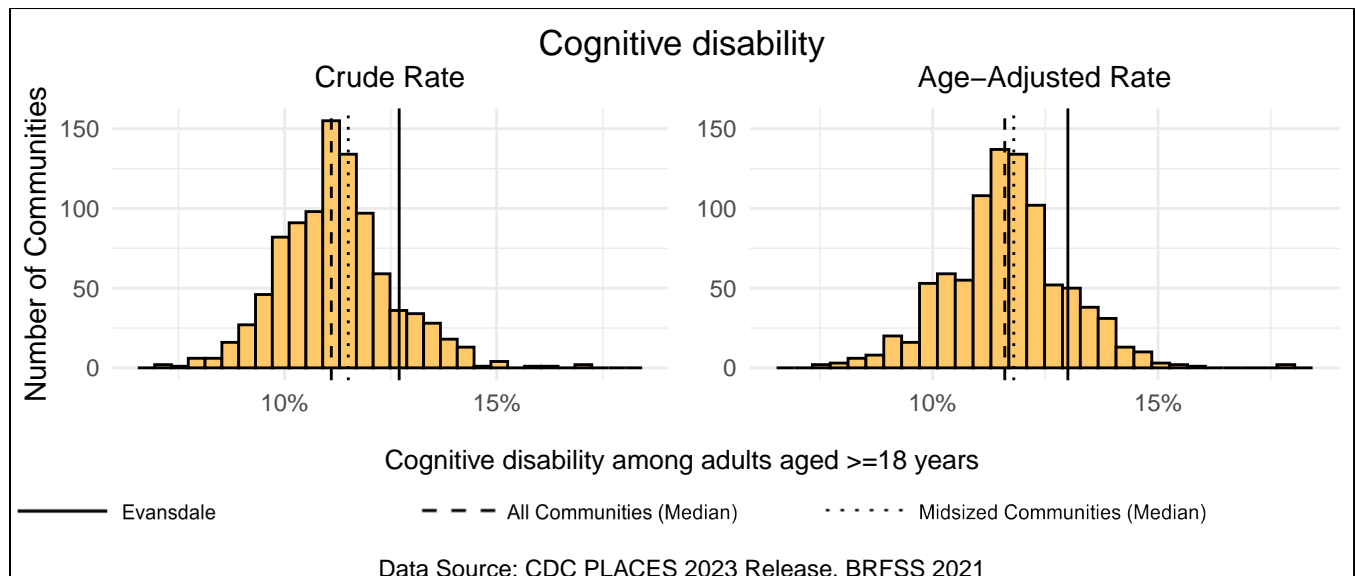
Measure Type	Evansdale	All Comm.	Midsized Comm.
Crude	4.4%	4.1%	4.3%
Age-Adjusted	4.1%	3.6%	3.8%



Cognitive disability

Evansdale has a crude rate of 12.7% for cognitive disability among adults aged ≥ 18 years, which ranks 839th out of 958 Iowa communities (77th out of 102 midsize communities). The age-adjusted rate for Evansdale is 13.0%, which ranks 769th out of 905 Iowa communities (75th out of 102 midsize communities).

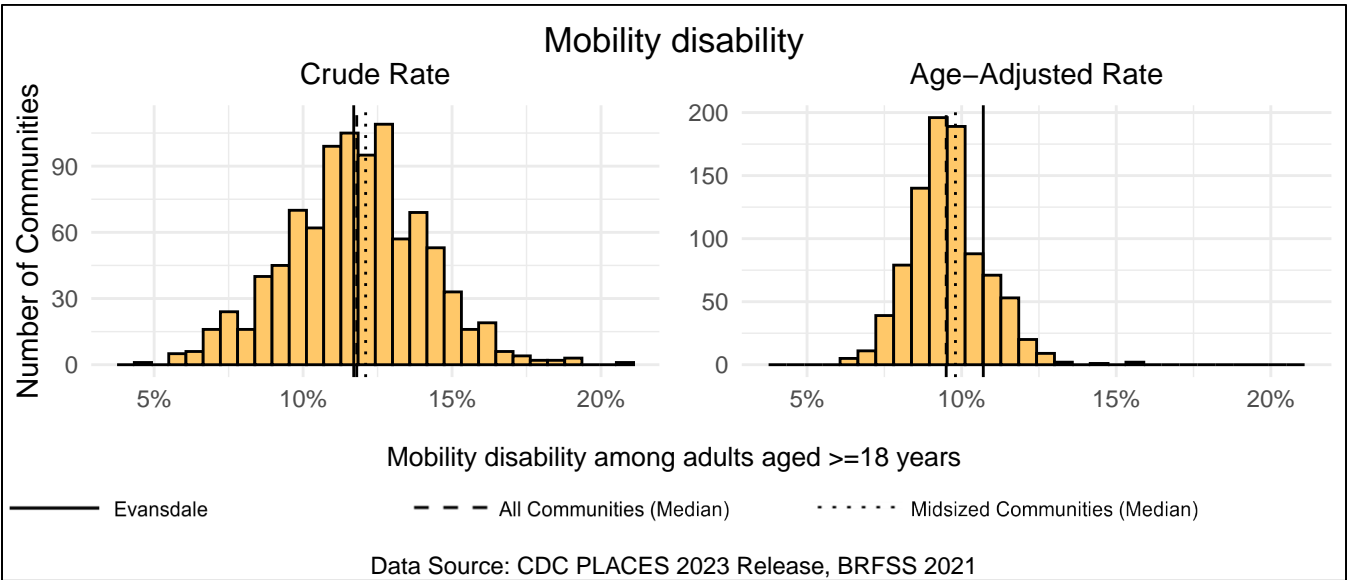
Measure Type	Evansdale	All Comm.	Midsized Comm.
Crude	12.7%	11.1%	11.5%
Age-Adjusted	13.0%	11.6%	11.8%



Mobility disability

Evansdale has a crude rate of 11.7% for mobility disability among adults aged ≥ 18 years, which ranks 452nd out of 958 Iowa communities (44th out of 102 midsize communities). The age-adjusted rate for Evansdale is 10.7%, which ranks 748th out of 905 Iowa communities (73rd out of 102 midsize communities).

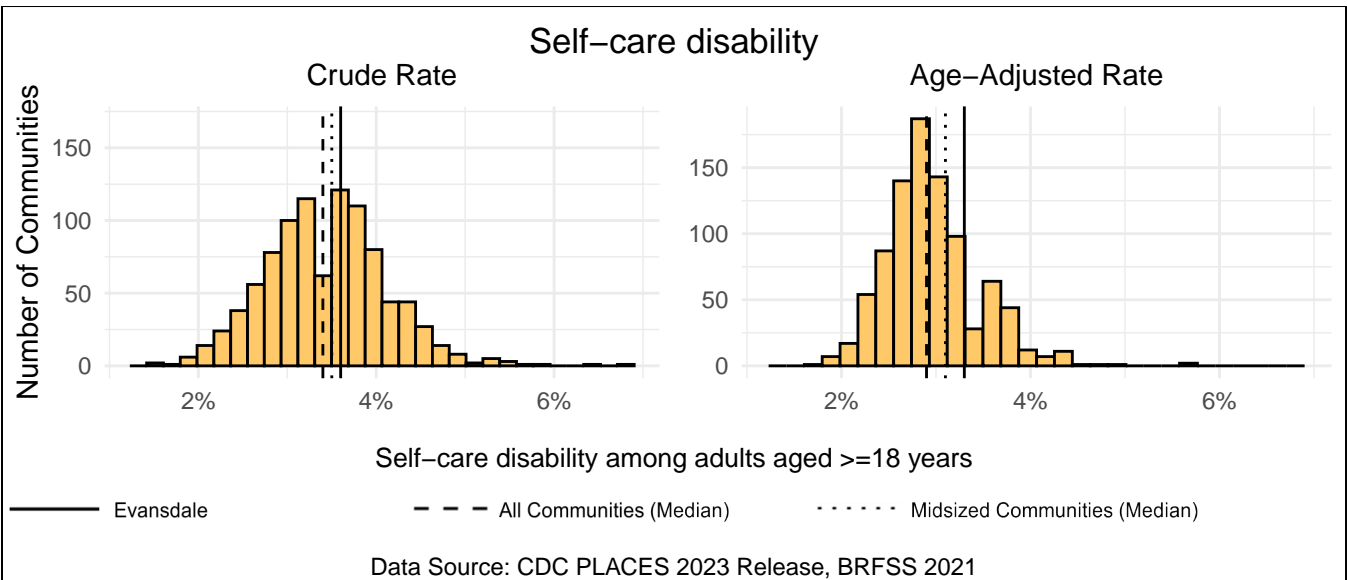
Measure Type	Evansdale	All Comm.	Midsized Comm.
Crude	11.7%	11.8%	12.1%
Age-Adjusted	10.7%	9.5%	9.8%



Self-care disability

Evansdale has a crude rate of 3.6% for self-care disability among adults aged ≥ 18 years, which ranks 562nd out of 958 Iowa communities (56th out of 102 midsize communities). The age-adjusted rate for Evansdale is 3.3%, which ranks 702nd out of 905 Iowa communities (66th out of 102 midsize communities).

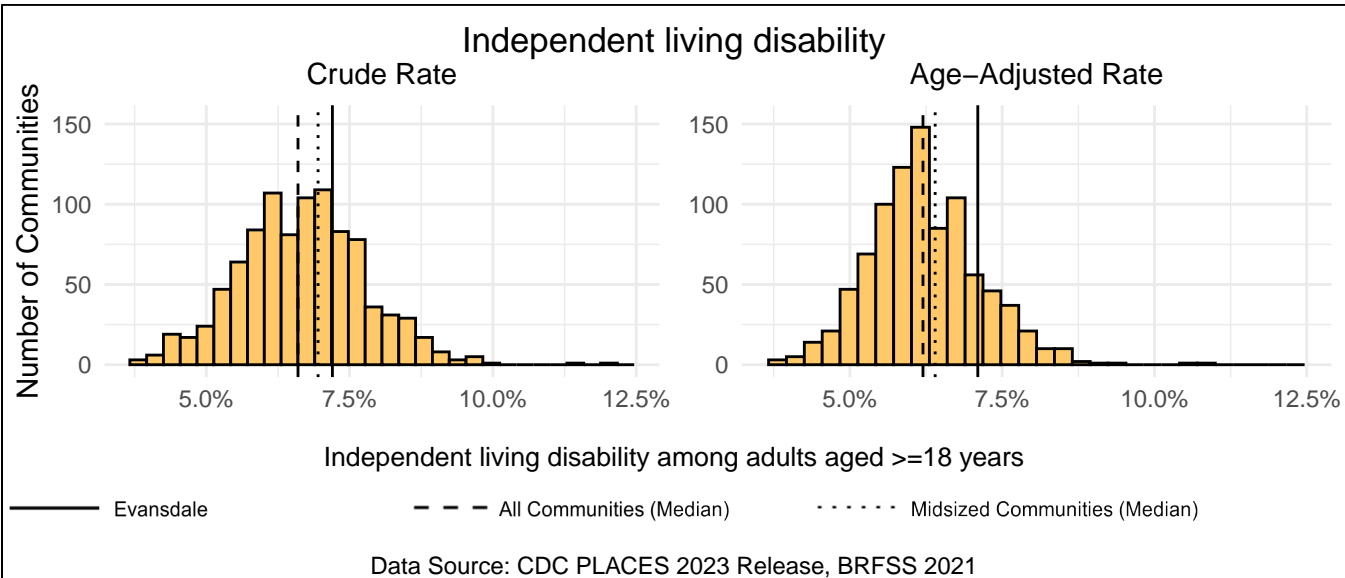
Measure Type	Evansdale	All Comm.	Midsized Comm.
Crude	3.6%	3.4%	3.5%
Age-Adjusted	3.3%	2.9%	3.1%



Independent living disability

Evansdale has a crude rate of 7.2% for independent living disability among adults aged ≥ 18 years, which ranks 666th out of 958 Iowa communities (57th out of 102 mid-sized communities). The age-adjusted rate for Evansdale is 7.1%, which ranks 754th out of 905 Iowa communities (73rd out of 102 mid-sized communities).

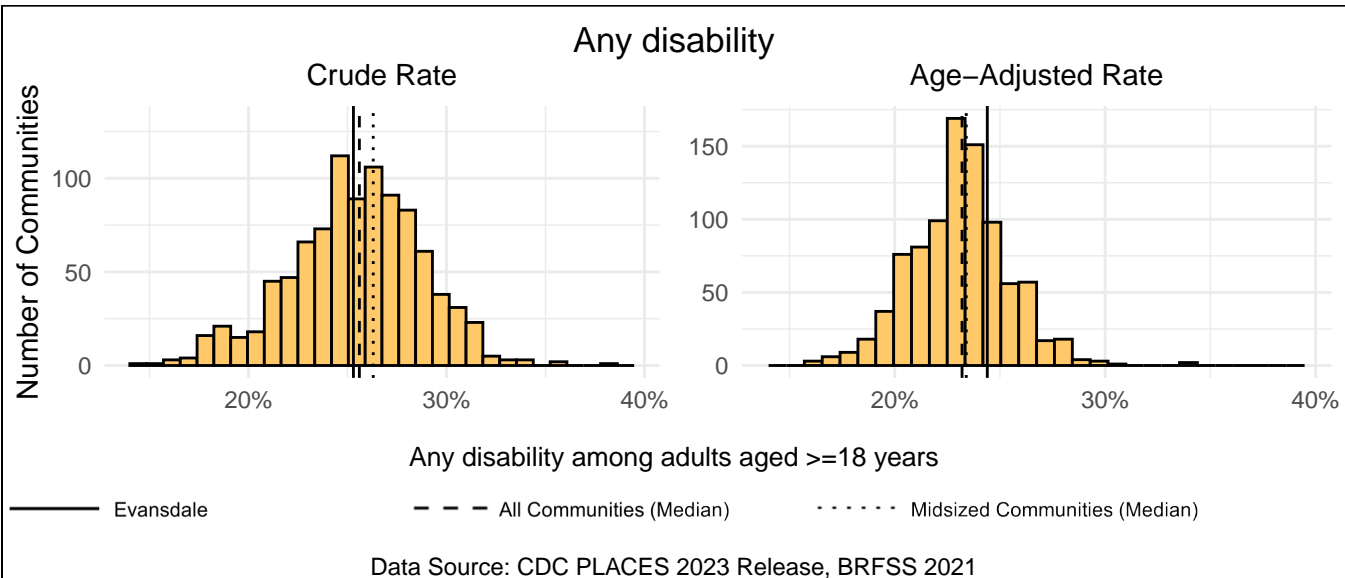
Measure Type	Evansdale	All Comm.	Midsized Comm.
Crude	7.2%	6.6%	7.0%
Age-Adjusted	7.1%	6.2%	6.4%



Any disability

Evansdale has a crude rate of 25.3% for any disability among adults aged ≥ 18 years, which ranks 449th out of 958 Iowa communities (43rd out of 102 mid-sized communities). The age-adjusted rate for Evansdale is 24.4%, which ranks 675th out of 905 Iowa communities (68th out of 102 mid-sized communities).

Measure Type	Evansdale	All Comm.	Midsized Comm.
Crude	25.3%	25.6%	26.3%
Age-Adjusted	24.4%	23.2%	23.4%



Appendix 1: CDC PLACES Data

This report uses a novel dataset from the Centers for Disease Control and Prevention (CDC) called PLACES: Local Data for Better Health. The PLACES dataset uses small area estimation methods to provide estimates of health measures for counties, places, census tracts, and zip code tabulation areas. The estimates are created with a multilevel statistical modeling framework that utilizes CDC's Behavioral Risk Factor Surveillance System (BRFSS), Census population counts, and American Community Survey demographic and socioeconomic data.

Relevant links for CDC PLACES can be found below:

- [PLACES Homepage](#)
- [Measure Definitions](#)
- [Methodology](#)



Appendix 2: Evansdale PLACES Data

Category	Health Domain	Crude Rate Rank	Crude Rate (95% CI)	Age-Adj. Rate Rank	Age-Adj. Rate (95% CI)
Health Status	Mental Health	924	16.5% (14.1% - 18.8%)	834	16.9% (14.6% - 19.3%)
Health Status	Physical Health	600	11.2% (9.4% - 12.9%)	742	10.6% (9.1% - 12.3%)
Health Status	General Health	660	15.3% (12.8% - 18.1%)	765	14.6% (12.3% - 17.3%)
Health Risk Behaviors	Sleep <7 hours	936	33.4% (31.9% - 34.5%)	875	33.7% (32.2% - 34.9%)
Health Risk Behaviors	Binge Drinking	808	21.7% (18.5% - 25.2%)	668	22.7% (19.3% - 26.2%)
Health Risk Behaviors	Current Smoking	873	19.6% (16.2% - 23.6%)	792	19.9% (16.1% - 23.9%)
Health Risk Behaviors	Physical Inactivity	632	27.3% (22.7% - 31.9%)	746	26.6% (22.1% - 31.1%)
Health Outcomes	Current Asthma	868	9.9% (8.6% - 11.2%)	762	9.9% (8.6% - 11.3%)
Health Outcomes	Arthritis	499	28.1% (24.7% - 31.7%)	896	25.9% (22.6% - 29.3%)
Health Outcomes	Chronic Kidney Disease	241	2.9% (2.6% - 3.3%)	623	2.7% (2.4% - 3.0%)
Health Outcomes	High Cholesterol	391	35.7% (31.8% - 39.7%)	790	30.9% (27.0% - 34.9%)
Health Outcomes	Obesity	308	36.7% (31.3% - 42.1%)	317	36.6% (31.1% - 42.0%)
Health Outcomes	Stroke	340	3.1% (2.7% - 3.5%)	714	2.8% (2.5% - 3.2%)
Health Outcomes	Depression	895	20.3% (17.2% - 23.9%)	832	20.7% (17.3% - 24.3%)
Health Outcomes	COPD	581	7.8% (6.5% - 9.3%)	786	7.2% (6.0% - 8.5%)
Health Outcomes	Diabetes	416	9.9% (8.4% - 11.5%)	722	8.9% (7.5% - 10.4%)
Health Outcomes	All Teeth Lost	701	14.1% (9.8% - 19.4%)	718	14.3% (10.1% - 19.5%)
Health Outcomes	High Blood Pressure	273	30.2% (26.8% - 33.9%)	644	28.1% (24.7% - 31.6%)
Health Outcomes	Coronary Heart Disease	300	5.9% (5.1% - 6.8%)	674	5.3% (4.6% - 6.0%)
Health Outcomes	Cancer (except skin)	177	7.0% (6.2% - 7.7%)	74	6.4% (5.7% - 7.1%)
Prevention	Annual Checkup	256	76.3% (72.2% - 80.0%)	26	75.2% (71.1% - 79.1%)
Prevention	Colorectal Cancer Screening	211	73.6% (70.9% - 76.3%)	131	73.5% (70.7% - 76.2%)
Prevention	Dental Visit	529	66.7% (63.4% - 69.5%)	468	66.5% (63.1% - 69.5%)
Prevention	Taking BP Medication	824	76.3% (72.6% - 79.6%)	778	57.9% (52.9% - 62.7%)
Prevention	Core preventive services for older women	122	44.4% (37.2% - 51.7%)	84	45.5% (38.3% - 52.7%)

Category	Health Domain	Crude Rate Rank	Crude Rate (95% CI)	Age-Adj. Rate Rank	Age-Adj. Rate (95% CI)
Prevention	Core preventive services for older men	297	45.5% (38.0% - 53.0%)	210	46.5% (39.2% - 53.8%)
Prevention	Cervical Cancer Screening	488	83.2% (80.8% - 85.6%)	328	83.6% (81.3% - 85.8%)
Prevention	Mammography	71	79.6% (76.0% - 83.0%)	103	76.8% (73.2% - 80.2%)
Prevention	Health Insurance	820	8.7% (6.6% - 11.3%)	761	9.0% (6.8% - 11.6%)
Prevention	Cholesterol Screening	863	79.4% (76.1% - 82.4%)	731	78.0% (74.5% - 81.2%)
Disability	Any Disability	449	25.3% (21.8% - 29.3%)	675	24.4% (20.6% - 28.2%)
Disability	Vision Disability	620	4.4% (3.7% - 5.1%)	714	4.1% (3.5% - 4.8%)
Disability	Hearing Disability	303	6.8% (6.0% - 7.7%)	681	6.3% (5.5% - 7.1%)
Disability	Cognitive Disability	839	12.7% (10.9% - 15.1%)	769	13.0% (10.8% - 15.2%)
Disability	Self-care Disability	562	3.6% (3.1% - 4.2%)	702	3.3% (2.9% - 3.9%)
Disability	Mobility Disability	452	11.7% (9.8% - 13.8%)	748	10.7% (8.9% - 12.5%)
Disability	Independent Living Disability	666	7.2% (6.2% - 8.5%)	754	7.1% (6.0% - 8.3%)

The 95% confidence interval shown in parentheses represents the range of 95% of CDC area estimates under different model assumptions using Monte Carlo simulations.

Appendix 3: Midsized Communities (2,500-9,999)

Evansdale falls into the group of midsized communities, which have a population of 2,500-9,999. In this data, 102 communities have a population in this range. The table below lists all communities in that group, sorted by the population estimate in the CDC PLACES dataset.

Community	Population	Community	Population	Community	Population
Keokuk	9,868	Red Oak	5,563	Dyersville	4,318
Grinnell	9,511	DeWitt	5,508	Forest City	4,254
Fairfield	9,474	Anamosa	5,493	Chariton	4,203
Mount Pleasant	9,214	Osceola	5,455	Jefferson	4,190
Denison	8,316	Algona	5,443	Carlisle	4,116
Sioux Center	8,227	Sheldon	5,417	Rock Valley	4,045
Perry	7,875	Spirit Lake	5,409	Monticello	4,034
Webster City	7,787	Centerville	5,393	Cresco	3,899
Clear Lake	7,642	Clarinda	5,371	West Liberty	3,821
Bondurant	7,617	Winterset	5,366	Waukon	3,818
Decorah	7,611	Windsor Heights	5,200	Carter Lake	3,780
Knoxville	7,523	Cherokee	5,154	Albia	3,705
Creston	7,519	Glenwood	5,128	Emmetsburg	3,671
Charles City	7,364	Manchester	5,112	Osage	3,590
Washington	7,329	Iowa Falls	5,095	Eagle Grove	3,589
Hiawatha	7,179	Sergeant Bluff	5,007	New Hampton	3,473
Nevada	6,933	Vinton	4,953	Robins	3,356
Atlantic	6,770	Shenandoah	4,930	Story City	3,352
Eldridge	6,693	Harlan	4,897	Williamsburg	3,332
Orange City	6,278	Tiffin	4,845	Milford	3,295
Maquoketa	6,123	Humboldt	4,774	West Burlington	3,184
Independence	6,106	Le Claire	4,679	Tipton	3,130
Adel	6,090	Evansdale	4,561	Tama	3,073
Oelwein	5,934	Camanche	4,546	Garner	3,065
Asbury	5,890	Mount Vernon	4,529	Solon	3,020
Estherville	5,881	Huxley	4,331	Wilton	2,939
Polk City	5,604	Hampton	4,328	Onawa	2,876

Community	Population
Saylorville	2,837
Park View	2,835
Sibley	2,830
Fairfax	2,814
Marengo	2,812
Clarion	2,799
Grundy Center	2,792
Madrid	2,784
Missouri Valley	2,692
Bloomfield	2,687
Hawarden	2,673
Postville	2,653
Eldora	2,645
Kalona	2,637
Rock Rapids	2,631
Center Point	2,573
Hudson	2,557
Belmond	2,512
Mitchellville	2,506
West Branch	2,503
Jesup	2,502
