



Iowa Community Health Snapshot Series

*275 community reports prepared for the Iowa State University
Extension and Outreach Community and Economic
Development Unit*



May 2024

By Matthew Voss & Shawn Dorius

This project was supported by funding from Iowa State University's Extension and Outreach Community and Economic Development Unit via an award from Iowa State University's Presidential Strategic Initiative Plan 2022-2031.

Iowa Community Health Snapshot Series

Table of contents

Health in Ely: Overview	3
Strengths	3
Opportunities	4
How to Use this Report	5
Using Ames, IA as an Example	6
Health Status	7
Poor General Health	7
Poor Physical Health	8
Poor Mental Health	8
Health Risk Behaviors	9
Binge Drinking	9
Current Smoking	10
Physical Inactivity	10
Sleep <7 hours	11
Health Outcomes	12
Arthritis	12
High Blood Pressure	13
Cancer (except skin)	13
Current Asthma	14
Coronary Heart Disease	14
COPD	15
Depression	15
Diabetes	16
High Cholesterol	16
Chronic Kidney Disease	17
Obesity	17
Stroke	18
All Teeth Lost	18
Prevention	19
Lack of Health Insurance	19
Taking BP Medication	20
Cervical Cancer Screening	20
Annual Checkup	21
Cholesterol Screening	21

Colorectal Cancer Screening	22
Core preventive services for older men	22
Core preventive services for older women	24
Dental Visit	24
Mammography	26
Disability	27
Hearing disability	27
Vision disability	28
Cognitive disability	28
Mobility disability	29
Self-care disability	29
Independent living disability	30
Any disability	30
Appendix 1: CDC PLACES Data	31
Appendix 2: Ely PLACES Data	32
Appendix 3: Small Communities (1,000-2,499)	34

Health in Ely: Overview

Dear Community Members & Stakeholders of Ely,

We are pleased to share the Iowa Community Health Snapshot series, a set of reports designed in partnership with Iowa State University’s Community Economic Development to assess the overall landscape of health and well-being across Iowa. The following pages include the health snapshot for your community. The snapshot can be used to see how Ely ranks across various health measures compared to the rest of the state and similarly-sized communities. This comparison allows us to identify Ely’s strengths and opportunities for growth by leveraging the Centers for Disease Control and Prevention PLACES dataset.

The report includes 37 health measures organized topically by general health status, risky behavior, health outcomes, prevention, and disability. We provide a general overview of each health topic, followed by a description of each health measure. Health measure descriptions include crude and age-adjusted rates and a ranking that tells you how your community ranks compared to all Iowa communities and communities of similar size to Ely. Crude rates tell you the raw, un-adjusted percent of the population experiencing the health measure. Age-adjusted rates account for the age distribution present in your community and presents what the rate would be if your community had a standard age distribution. Crude rates can provide a general comparison between communities and age-adjusted rates can give a fairer comparison between communities with different age structures.

Strengths

Take a look at the top strengths of your community! Below are unadjusted and age-adjusted health measures that represent your community’s strengths. We recommend using continued investment in these areas to maintain them as strengths, as well as building on them to improve in other health domains.

Crude			Age-Adjusted		
Health Domain	Statewide Community Rank	Small Community Rank	Health Domain	Statewide Community Rank	Small Community Rank
Coronary Heart Disease	5th	2nd	Colorectal Cancer Screening	10th	4th
Chronic Kidney Disease	6th	2nd	Cervical Cancer Screening	11th	4th
Hearing Disability	7th	3rd	Coronary Heart Disease	20th	6th
Mobility Disability	7th	3rd	Stroke	23rd	6th
Cervical Cancer Screening	8th	4th	Arthritis	23rd	7th

Opportunities

Below are health measures that represent potential areas for growth in your community. We recommend increasing investment in these areas to support community health and well-being.

Crude			Age-Adjusted		
Health Domain	Statewide Community Rank	Small Community Rank	Health Domain	Statewide Community Rank	Small Community Rank
Binge Drinking	954th	137th	Binge Drinking	888th	133rd
Taking BP Medication	948th	137th	Depression	824th	127th
Depression	931st	135th	Taking BP Medication	737th	108th
Annual Checkup	838th	124th	Cancer (except skin)	418th	41st
Cholesterol Screening	677th	109th	High Blood Pressure	368th	66th

Please review the rest of the report to learn more about your community and reach out to us with questions about the report or for recommendations to improve the overall health and well-being in Ely.

Sincerely,



Shawn F. Dorius, PhD
Iowa State University
Public Science Collaborative



IOWA STATE UNIVERSITY
Extension and Outreach
Community and Economic Development

This project was supported by funding from Iowa State University's Extension and Outreach Community and Economic Development Unit, via an award from Iowa State University's Presidential Strategic Initiative Plan 2022-2031.

How to Use this Report

The purpose of the Iowa Community Health Snapshot Series is to provide an overview of health in Ely that can be used to help inform health-related interventions and programming. This report contains five sections, including the overall health status of Ely, a review of risky behaviors in the community, and information on various health outcomes, prevention measures, and disability needs. Each section includes an overview of the health domain, a breakdown of its underlying health measures, and data to see how Ely compares to the rest of the state and similarly-sized communities.

With a population of 2,045, Ely’s similarly sized communities are defined as small communities. In Iowa, small communities have an average population of 1,553, and there are 138 communities that are considered small communities. To see all of the communities in this population group, please see Appendix 3 of this report.

Group	Population Range	Number of Communities
Large	50,000+	11
Mid-Large	10,000-49,999	31
Midsized	2,500-9,999	102
Small	1,000-2,499	138
Very Small	0-999	676
Total		958

Using Ames, IA as an Example

The graphic below is an example of the details included for each health measure. The table in the upper right shows your community’s crude and age-adjusted rate estimates alongside their averages across all Iowa communities and similarly-sized communities. The images below show the distribution of the health measure across communities. The vertical lines correspond with the values in the table to show the estimate for the specific community compared to communities across the state. The solid black line in each plot represents the community rate, with the dashed lines indicating the average rate for all Iowa communities and the dotted lines showing the average rate for similarly-sized communities.



Health Status

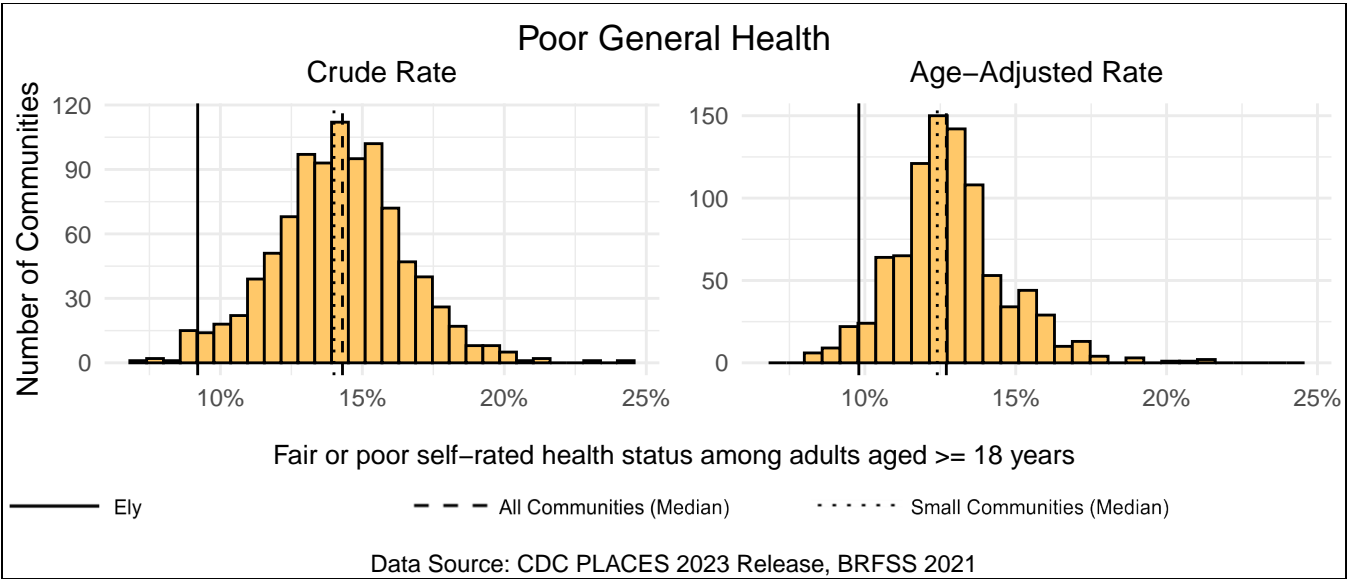
This section reflects measures for overall health, including general, physical, and mental health. These measures are a valuable way to see a simple summary of the health of a country’s population. The questions to calculate these measures ask respondents to evaluate their health status. General health is evaluated on a 5-point scale where respondents can report their health status as one of “excellent,” “very good,” “good,” “fair,” or “poor,” from which the respondents who answer “fair” or “poor” are included in the measure. Physical and mental health are evaluated as the rate of respondents who say they have had 14 or more days in the last 30 days in which their physical or mental health was not good. The URL below includes more information about each variable.

<https://www.cdc.gov/places/measure-definitions/health-status/index.html>

Poor General Health

Ely has a crude rate of 9.2% for fair or poor self-rated health status among adults aged ≥ 18 years, which ranks 20th out of 958 Iowa communities (6th out of 138 small communities). The age-adjusted rate for Ely is 9.8%, which ranks 38th out of 905 Iowa communities (9th out of 138 small communities).

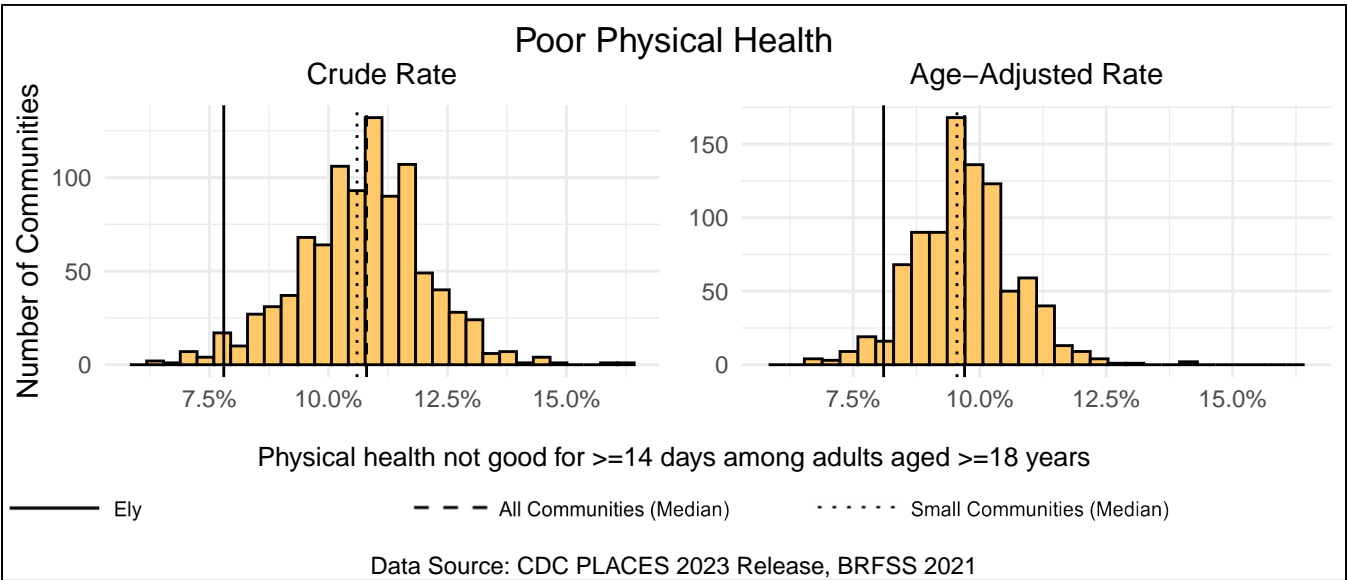
Measure Type	Ely	All Comm.	Small Comm.
Crude	9.2%	14.3%	14.0%
Age-Adjusted	9.8%	12.7%	12.4%



Poor Physical Health

Ely has a crude rate of 7.8% for physical health not good for >=14 days among adults aged >=18 years, which ranks 25th out of 958 Iowa communities (6th out of 138 small communities). The age-adjusted rate for Ely is 8.1%, which ranks 41st out of 905 Iowa communities (9th out of 138 small communities).

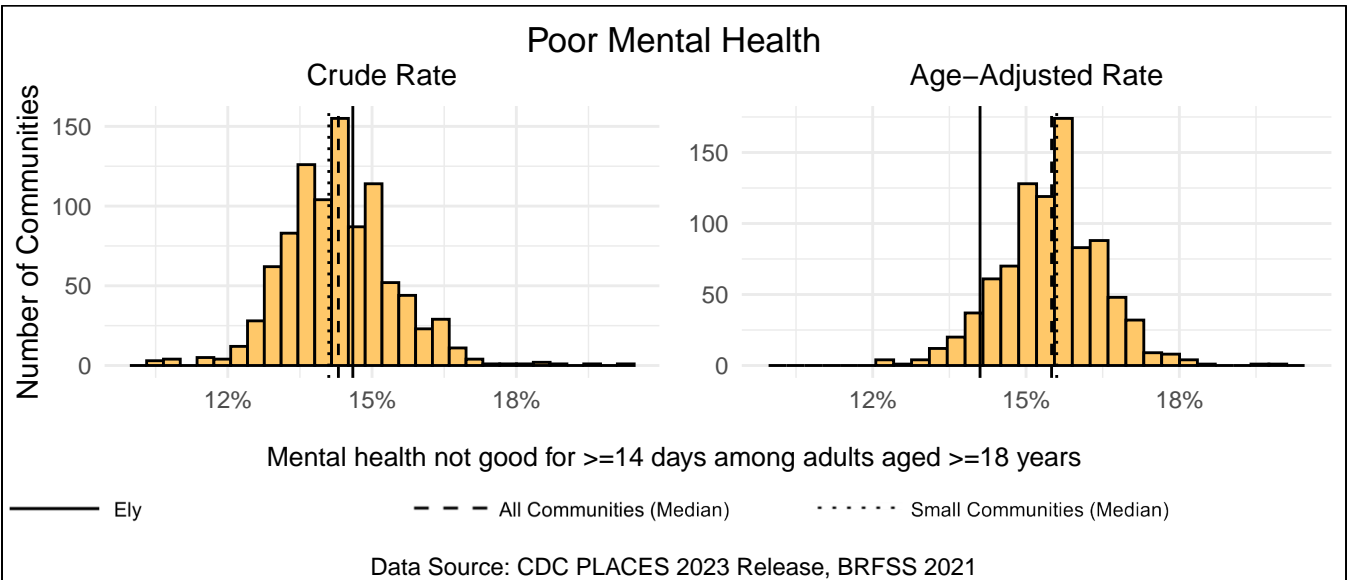
Measure Type	Ely	All Comm.	Small Comm.
Crude	7.8%	10.8%	10.6%
Age-Adjusted	8.1%	9.7%	9.6%



Poor Mental Health

Ely has a crude rate of 14.6% for mental health not good for >=14 days among adults aged >=18 years, which ranks 587th out of 958 Iowa communities (98th out of 138 small communities). The age-adjusted rate for Ely is 14.1%, which ranks 64th out of 905 Iowa communities (13th out of 138 small communities).

Measure Type	Ely	All Comm.	Small Comm.
Crude	14.6%	14.3%	14.1%
Age-Adjusted	14.1%	15.5%	15.6%



Health Risk Behaviors

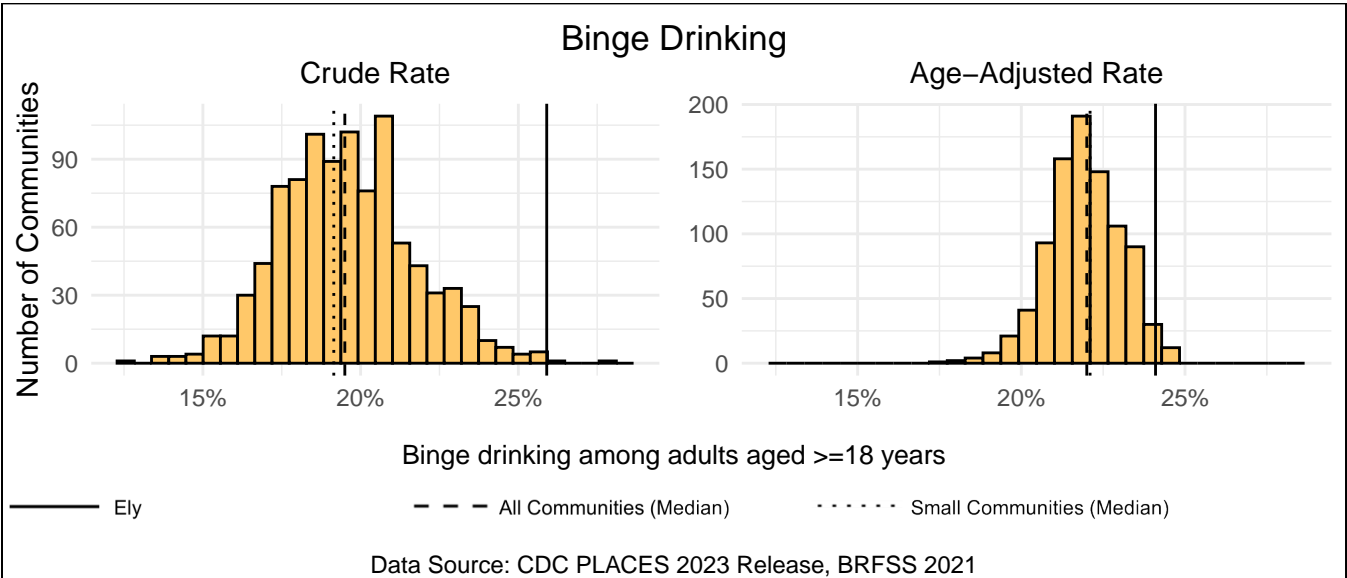
Health risk measures are measures of individual behaviors that can lead to poor health outcomes. These include binge drinking, current smoking, physical inactivity, and getting less than seven hours of nightly sleep. Risk behaviors are the most critical intervention points as they can help save lives and drastically improve health outcomes later in life. Each measure is calculated as the rate of respondents participating in a high level of risk behavior. The exact cutoff points for the behavior depend on the health area. The link below includes more information about each variable.

<https://www.cdc.gov/places/measure-definitions/unhealthy-behaviors/index.html>

Binge Drinking

Ely has a crude rate of 25.9% for binge drinking among adults aged ≥ 18 years, which ranks 954th out of 958 Iowa communities (137th out of 138 small communities). The age-adjusted rate for Ely is 24.1%, which ranks 888th out of 905 Iowa communities (133rd out of 138 small communities).

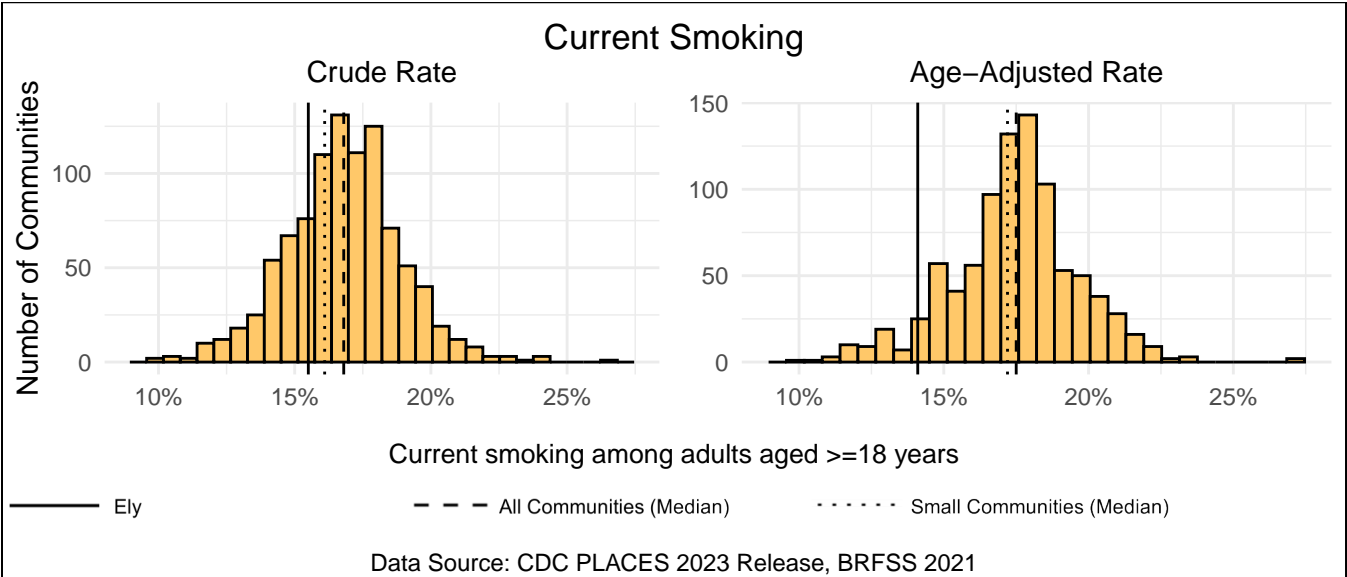
Measure Type	Ely	All Comm.	Small Comm.
Crude	25.9%	19.5%	19.1%
Age-Adjusted	24.1%	22.0%	22.1%



Current Smoking

Ely has a crude rate of 15.5% for current smoking among adults aged ≥ 18 years, which ranks 233rd out of 958 Iowa communities (47th out of 138 small communities). The age-adjusted rate for Ely is 14.1%, which ranks 57th out of 905 Iowa communities (13th out of 138 small communities).

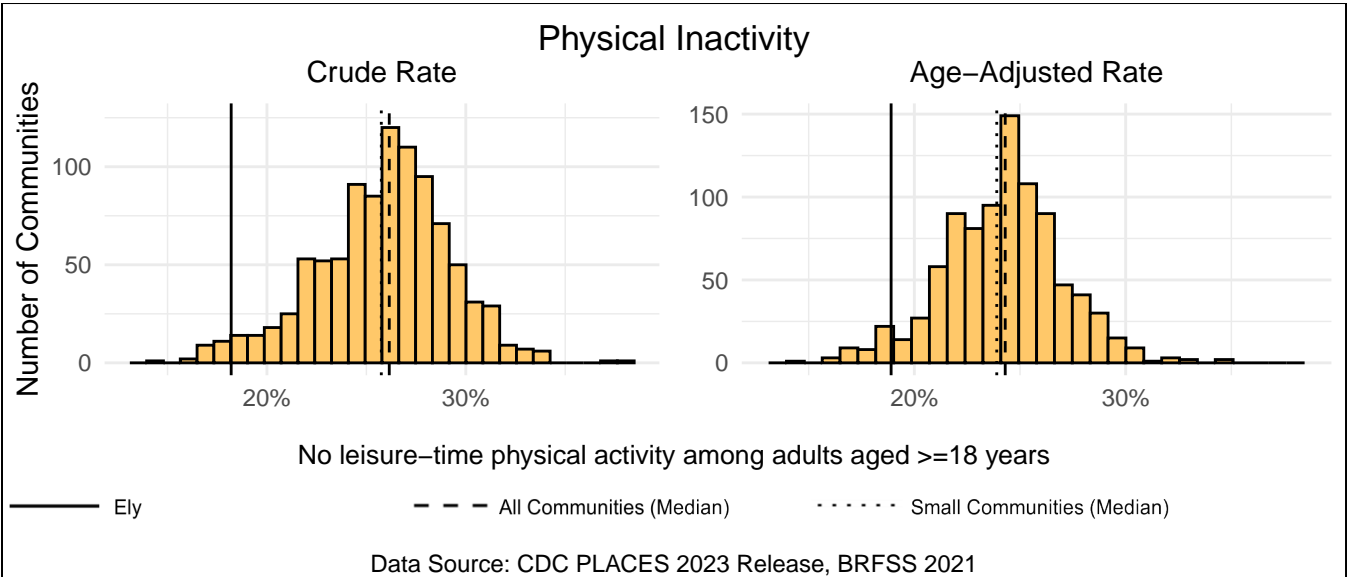
Measure Type	Ely	All Comm.	Small Comm.
Crude	15.5%	16.8%	16.1%
Age-Adjusted	14.1%	17.5%	17.2%



Physical Inactivity

Ely has a crude rate of 18.2% for no leisure-time physical activity among adults aged ≥ 18 years, which ranks 24th out of 958 Iowa communities (8th out of 138 small communities). The age-adjusted rate for Ely is 18.9%, which ranks 35th out of 905 Iowa communities (10th out of 138 small communities).

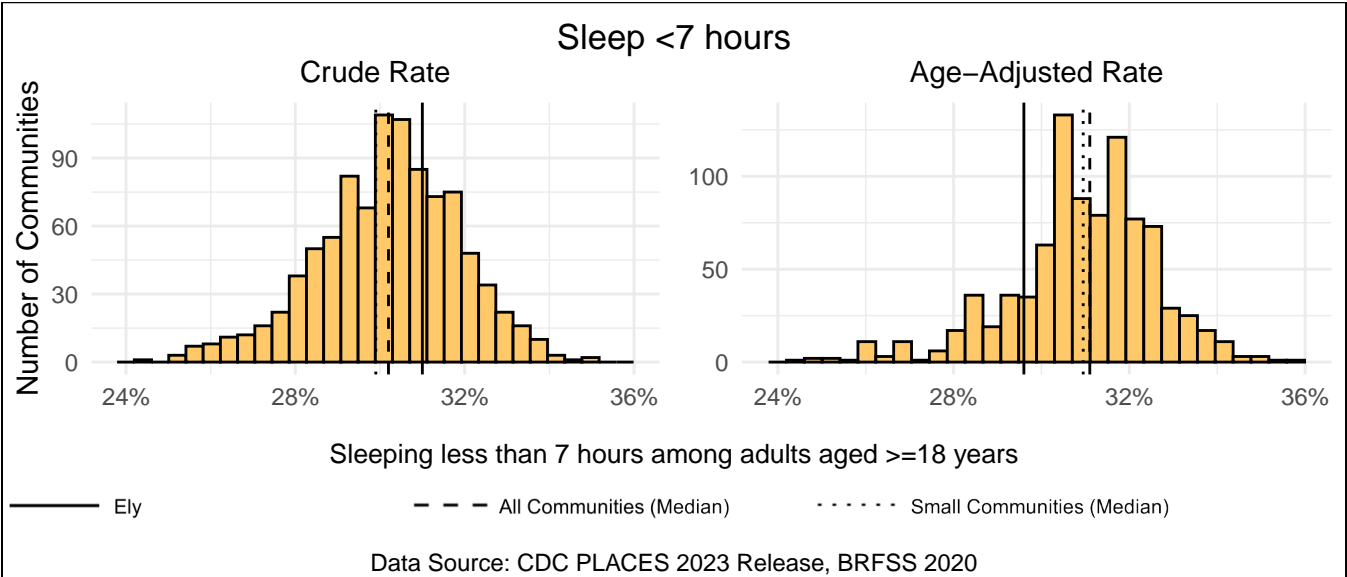
Measure Type	Ely	All Comm.	Small Comm.
Crude	18.2%	26.1%	25.8%
Age-Adjusted	18.9%	24.3%	23.9%



Sleep <7 hours

Ely has a crude rate of 31.0% for sleeping less than 7 hours among adults aged ≥ 18 years, which ranks 630th out of 958 Iowa communities (101st out of 138 small communities). The age-adjusted rate for Ely is 29.6%, which ranks 155th out of 905 Iowa communities (30th out of 138 small communities).

Measure Type	Ely	All Comm.	Small Comm.
Crude	31.0%	30.2%	29.9%
Age-Adjusted	29.6%	31.1%	31.0%



Health Outcomes

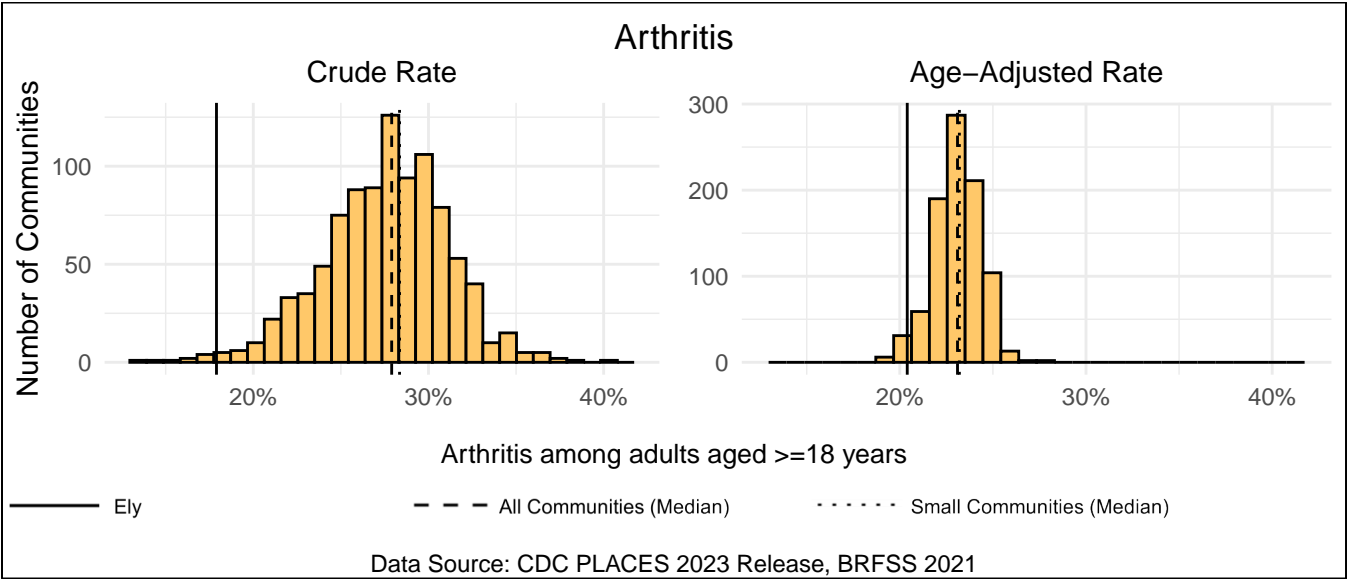
This section includes measures about specific health outcomes such as chronic illness, mental health conditions, and risk factors for future disease. Health outcome measures include but are not limited to arthritis, high blood pressure, cancer, depression, and obesity. Each measure is the percentage of respondents reporting receiving the diagnosis by a doctor, nurse, or other health professional. The link below includes more information about each variable.

<https://www.cdc.gov/places/measure-definitions/health-outcomes/index.html>

Arthritis

Ely has a crude rate of 17.9% for arthritis among adults aged ≥ 18 years, which ranks 10th out of 958 Iowa communities (3rd out of 138 small communities). The age-adjusted rate for Ely is 20.4%, which ranks 23rd out of 905 Iowa communities (7th out of 138 small communities).

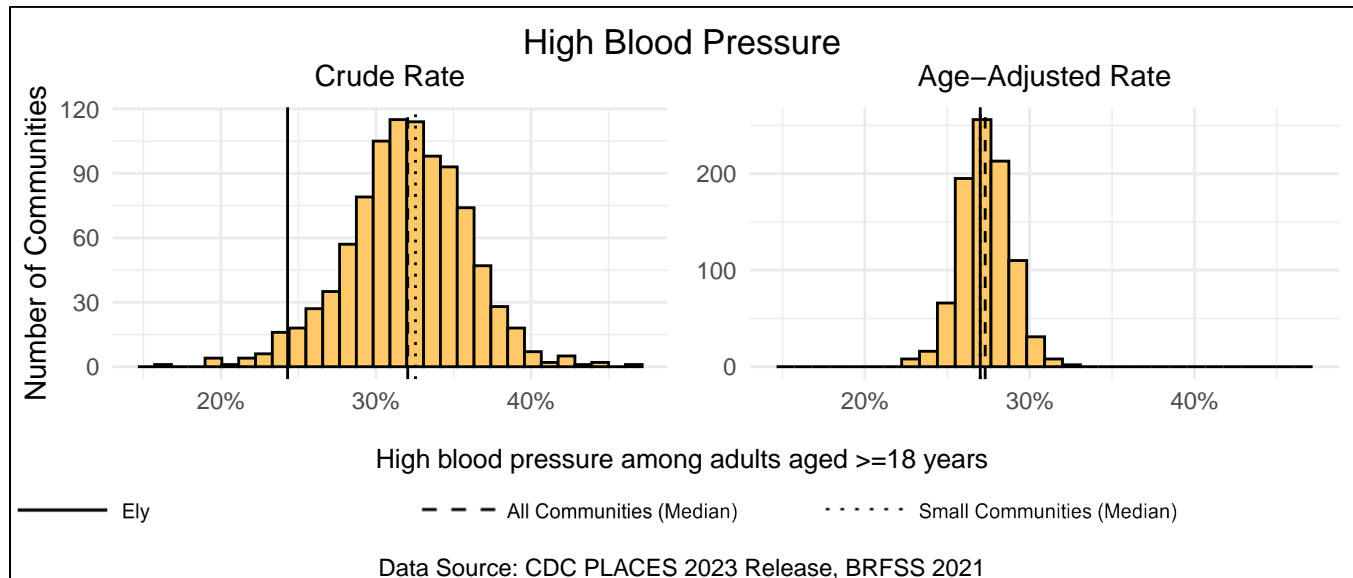
Measure Type	Ely	All Comm.	Small Comm.
Crude	17.9%	27.9%	28.4%
Age-Adjusted	20.4%	23.1%	23.2%



High Blood Pressure

Ely has a crude rate of 24.3% for high blood pressure among adults aged ≥ 18 years, which ranks 32nd out of 958 Iowa communities (8th out of 138 small communities). The age-adjusted rate for Ely is 27.0%, which ranks 368th out of 905 Iowa communities (66th out of 138 small communities).

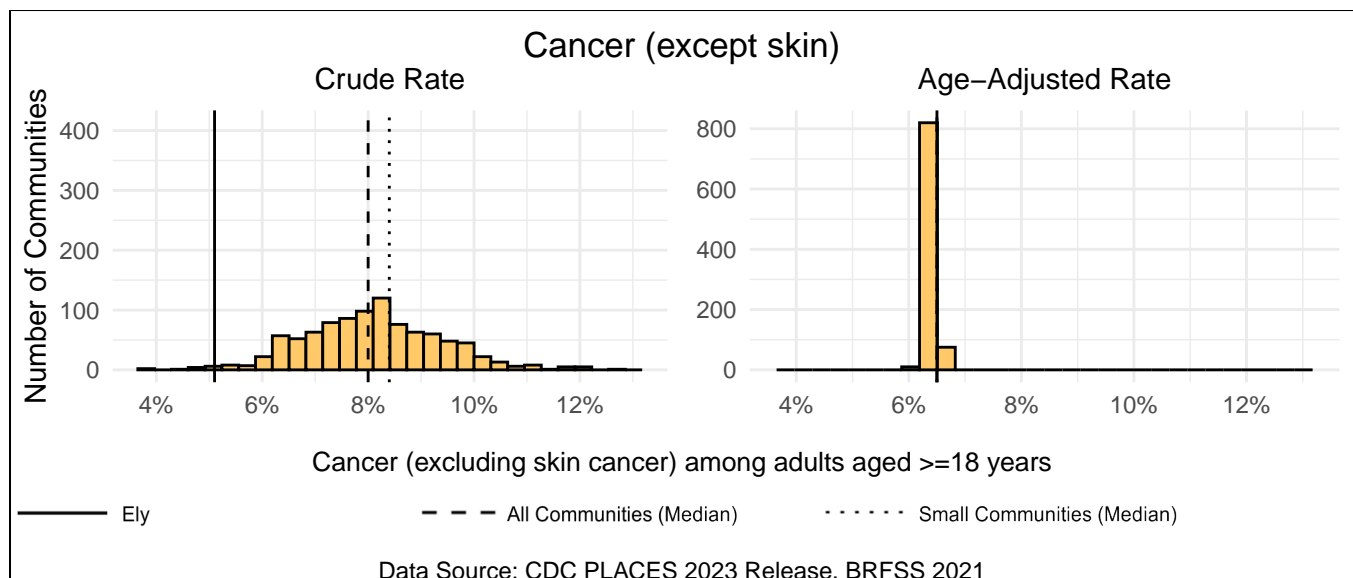
Measure Type	Ely	All Comm.	Small Comm.
Crude	24.3%	32.0%	32.5%
Age-Adjusted	27.0%	27.3%	27.0%



Cancer (except skin)

Ely has a crude rate of 5.1% for cancer (excluding skin cancer) among adults aged ≥ 18 years, which ranks 11th out of 958 Iowa communities (2nd out of 138 small communities). The age-adjusted rate for Ely is 6.5%, which ranks 418th out of 905 Iowa communities (41st out of 138 small communities).

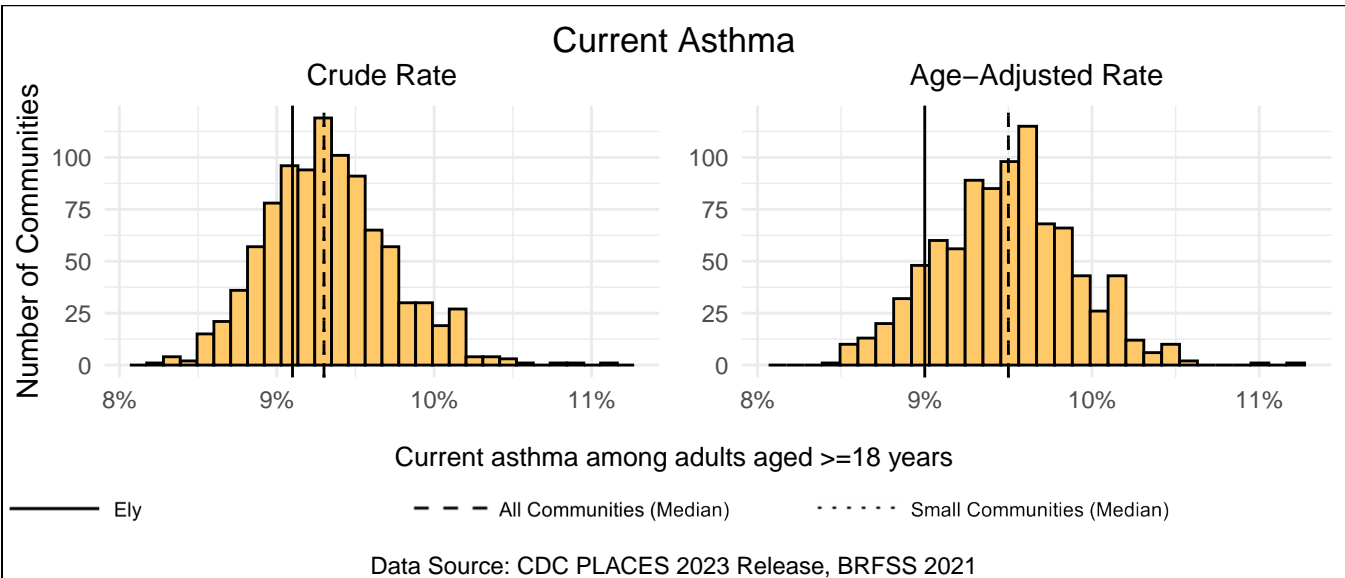
Measure Type	Ely	All Comm.	Small Comm.
Crude	5.1%	8.0%	8.4%
Age-Adjusted	6.5%	6.5%	6.5%



Current Asthma

Ely has a crude rate of 9.1% for current asthma among adults aged ≥ 18 years, which ranks 215th out of 958 Iowa communities (32nd out of 138 small communities). The age-adjusted rate for Ely is 9.0%, which ranks 77th out of 905 Iowa communities (10th out of 138 small communities).

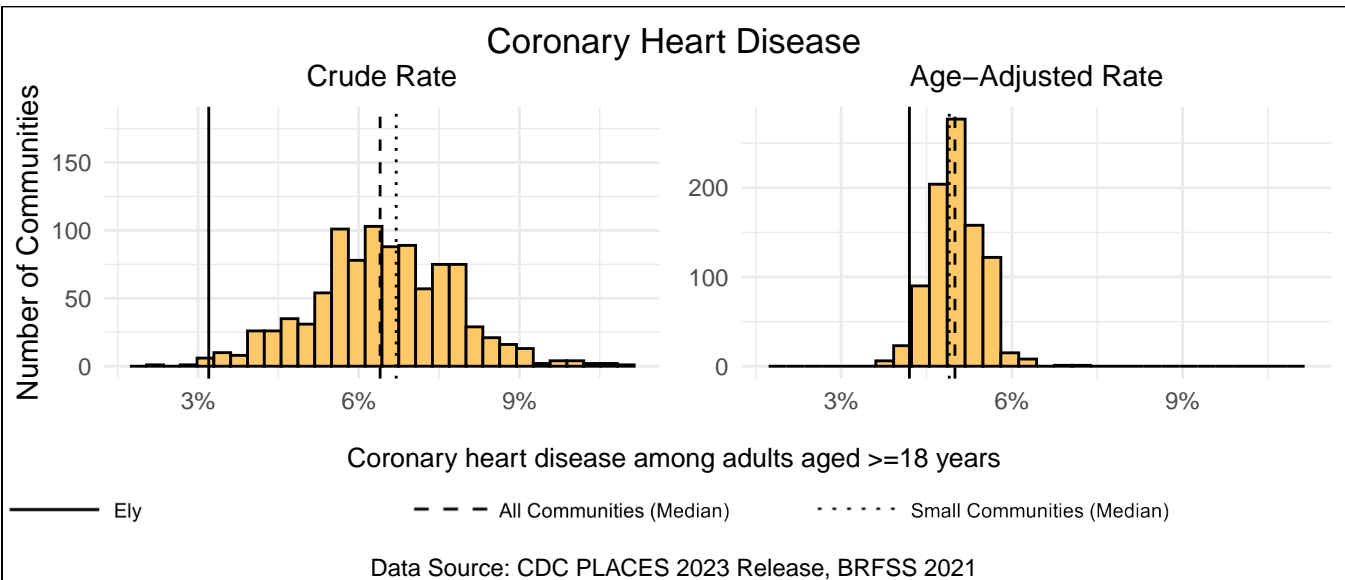
Measure Type	Ely	All Comm.	Small Comm.
Crude	9.1%	9.3%	9.3%
Age-Adjusted	9.0%	9.5%	9.5%



Coronary Heart Disease

Ely has a crude rate of 3.2% for coronary heart disease among adults aged ≥ 18 years, which ranks 5th out of 958 Iowa communities (2nd out of 138 small communities). The age-adjusted rate for Ely is 4.2%, which ranks 20th out of 905 Iowa communities (6th out of 138 small communities).

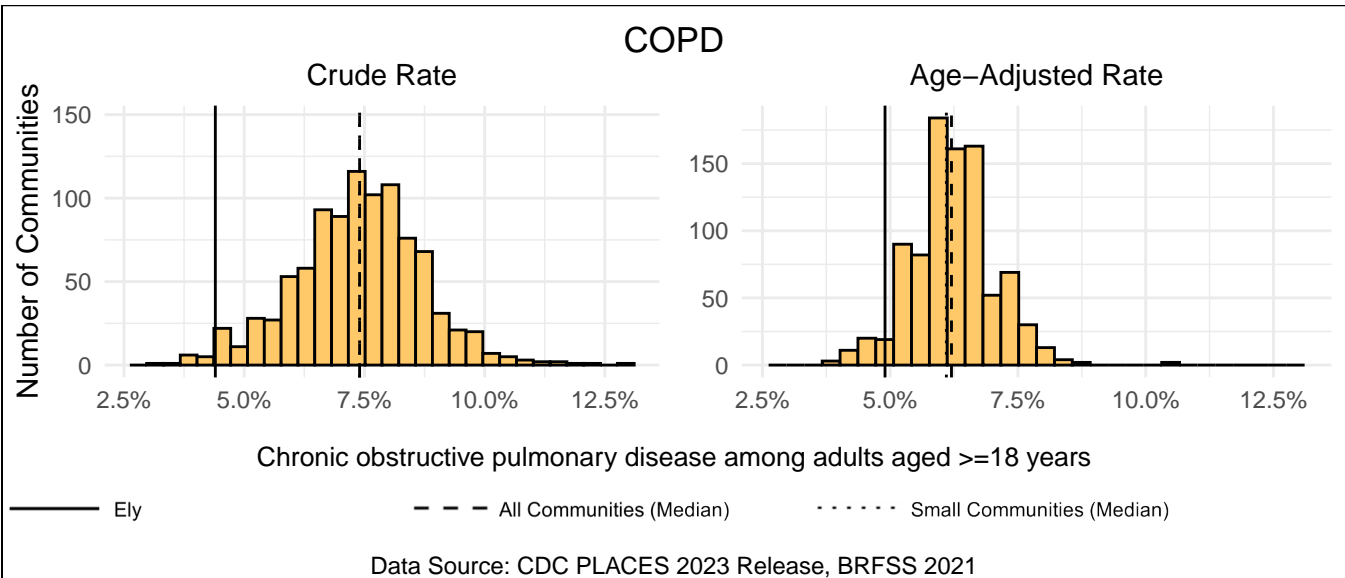
Measure Type	Ely	All Comm.	Small Comm.
Crude	3.2%	6.4%	6.7%
Age-Adjusted	4.2%	5.0%	4.9%



COPD

Ely has a crude rate of 4.4% for chronic obstructive pulmonary disease among adults aged ≥ 18 years, which ranks 14th out of 958 Iowa communities (4th out of 138 small communities). The age-adjusted rate for Ely is 4.9%, which ranks 41st out of 905 Iowa communities (9th out of 138 small communities).

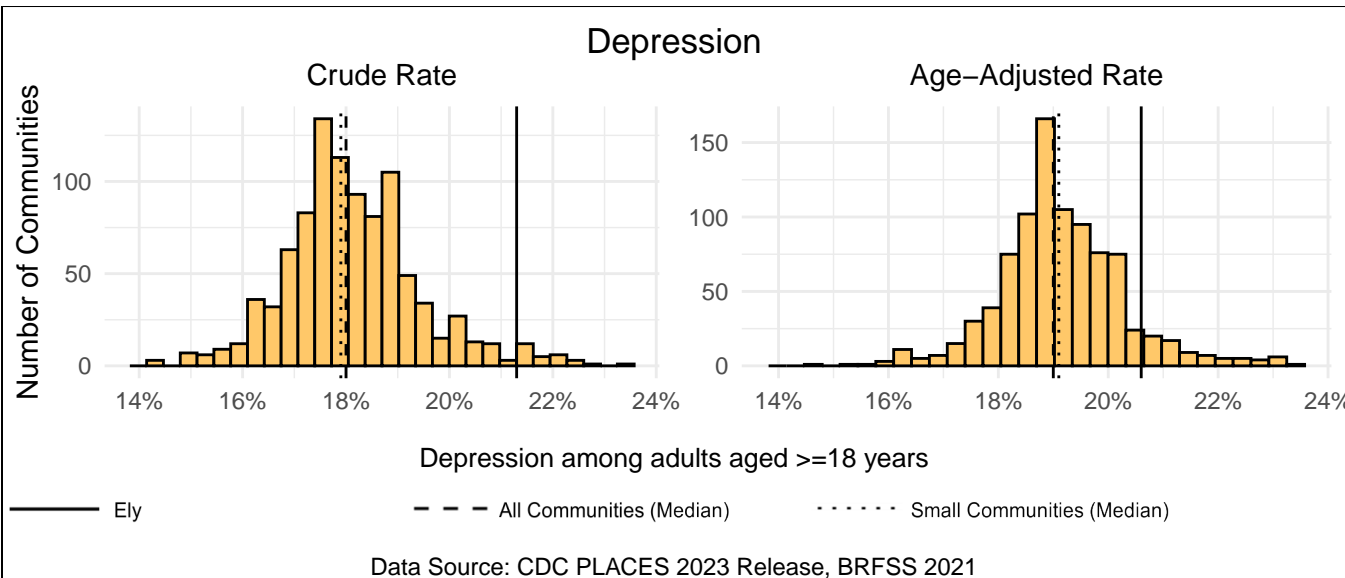
Measure Type	Ely	All Comm.	Small Comm.
Crude	4.4%	7.4%	7.4%
Age-Adjusted	4.9%	6.2%	6.1%



Depression

Ely has a crude rate of 21.3% for depression among adults aged ≥ 18 years, which ranks 931st out of 958 Iowa communities (135th out of 138 small communities). The age-adjusted rate for Ely is 20.6%, which ranks 824th out of 905 Iowa communities (127th out of 138 small communities).

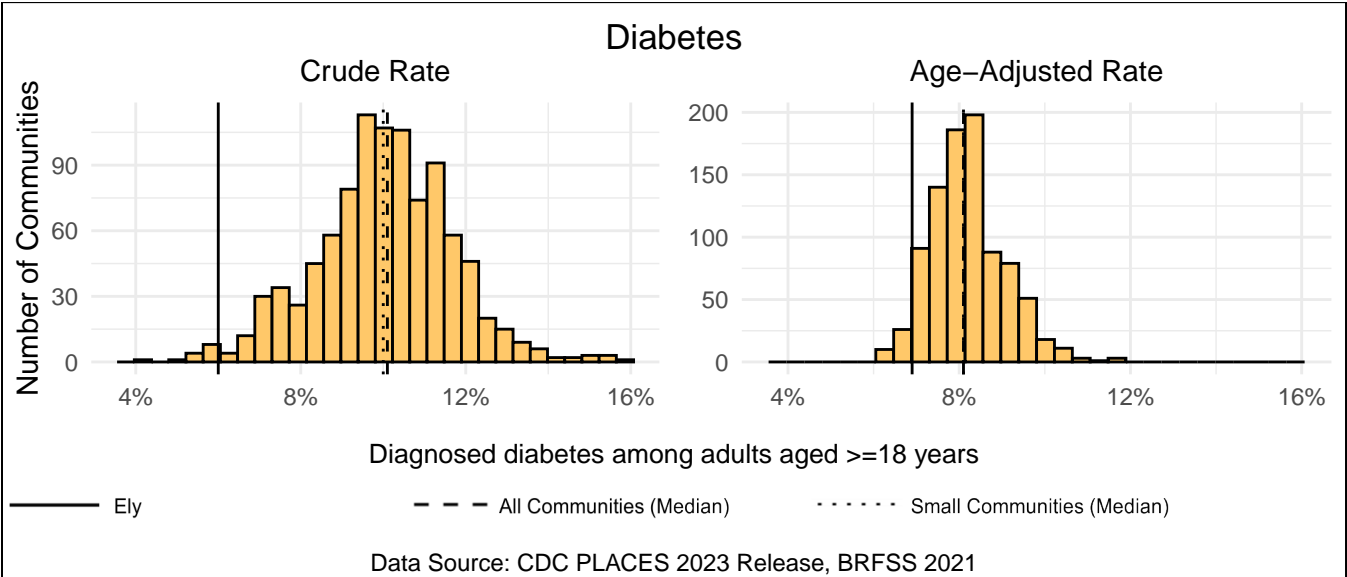
Measure Type	Ely	All Comm.	Small Comm.
Crude	21.3%	18.0%	17.9%
Age-Adjusted	20.6%	19.0%	19.1%



Diabetes

Ely has a crude rate of 6.0% for diagnosed diabetes among adults aged ≥ 18 years, which ranks 11th out of 958 Iowa communities (2nd out of 138 small communities). The age-adjusted rate for Ely is 6.9%, which ranks 37th out of 905 Iowa communities (9th out of 138 small communities).

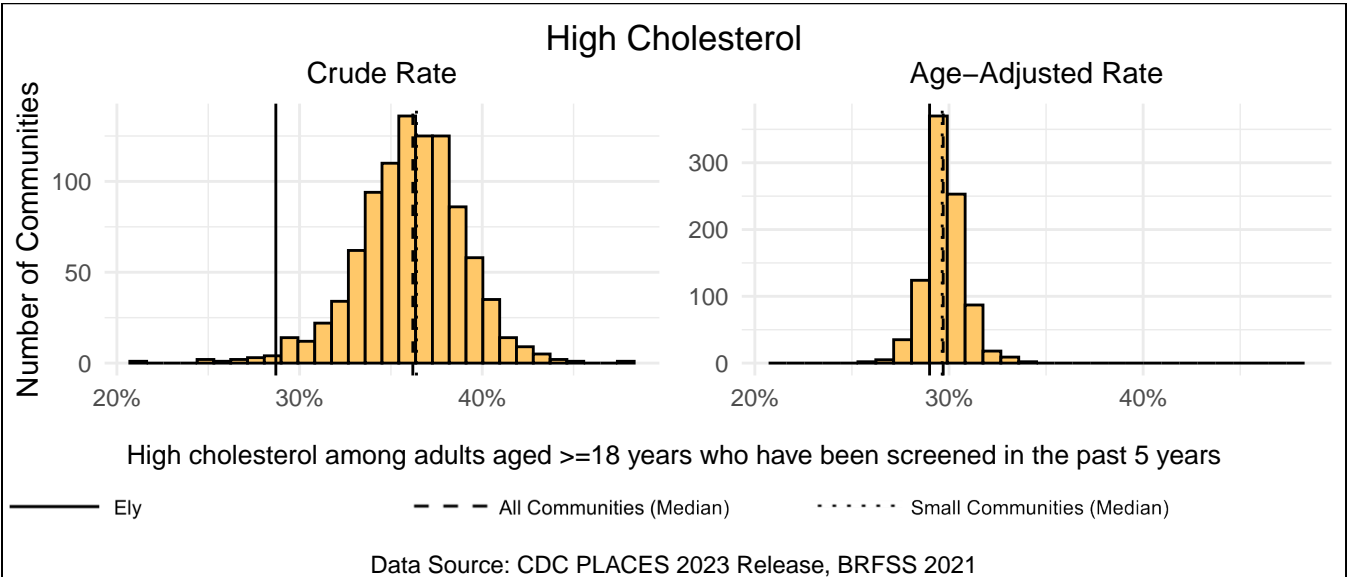
Measure Type	Ely	All Comm.	Small Comm.
Crude	6.0%	10.1%	10.0%
Age-Adjusted	6.9%	8.1%	8.1%



High Cholesterol

Ely has a crude rate of 28.7% for high cholesterol among adults aged ≥ 18 years who have been screened in the past 5 years, which ranks 11th out of 958 Iowa communities (4th out of 138 small communities). The age-adjusted rate for Ely is 29.0%, which ranks 167th out of 905 Iowa communities (31st out of 138 small communities).

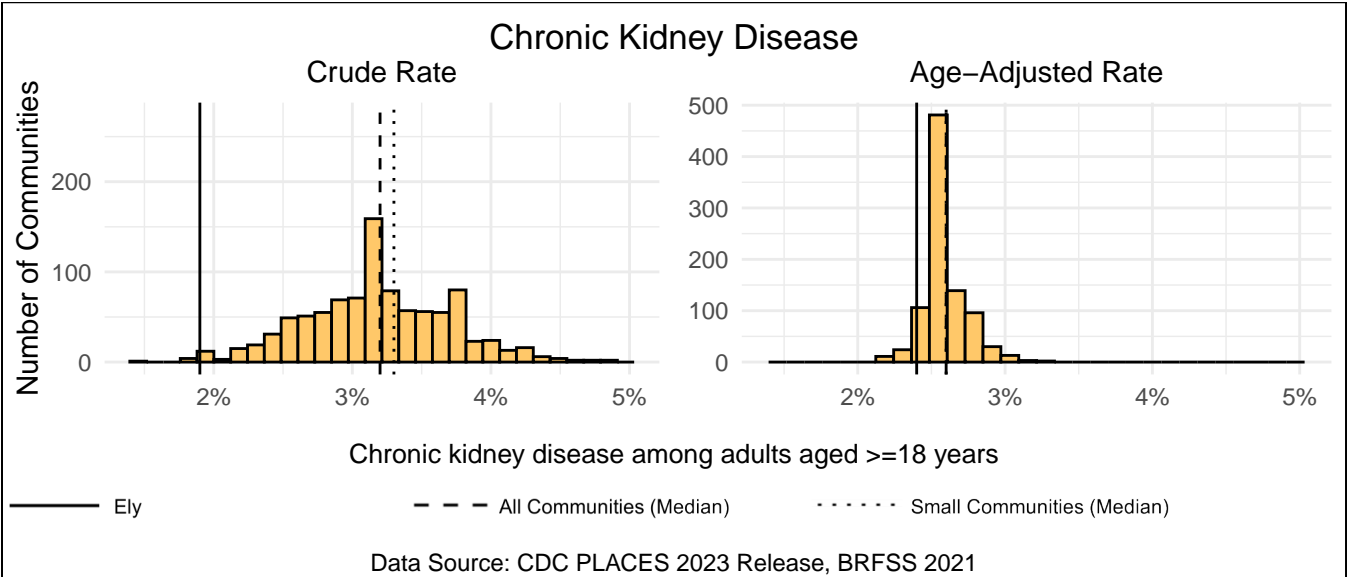
Measure Type	Ely	All Comm.	Small Comm.
Crude	28.7%	36.2%	36.4%
Age-Adjusted	29.0%	29.7%	29.6%



Chronic Kidney Disease

Ely has a crude rate of 1.9% for chronic kidney disease among adults aged ≥ 18 years, which ranks 6th out of 958 Iowa communities (2nd out of 138 small communities). The age-adjusted rate for Ely is 2.4%, which ranks 36th out of 905 Iowa communities (8th out of 138 small communities).

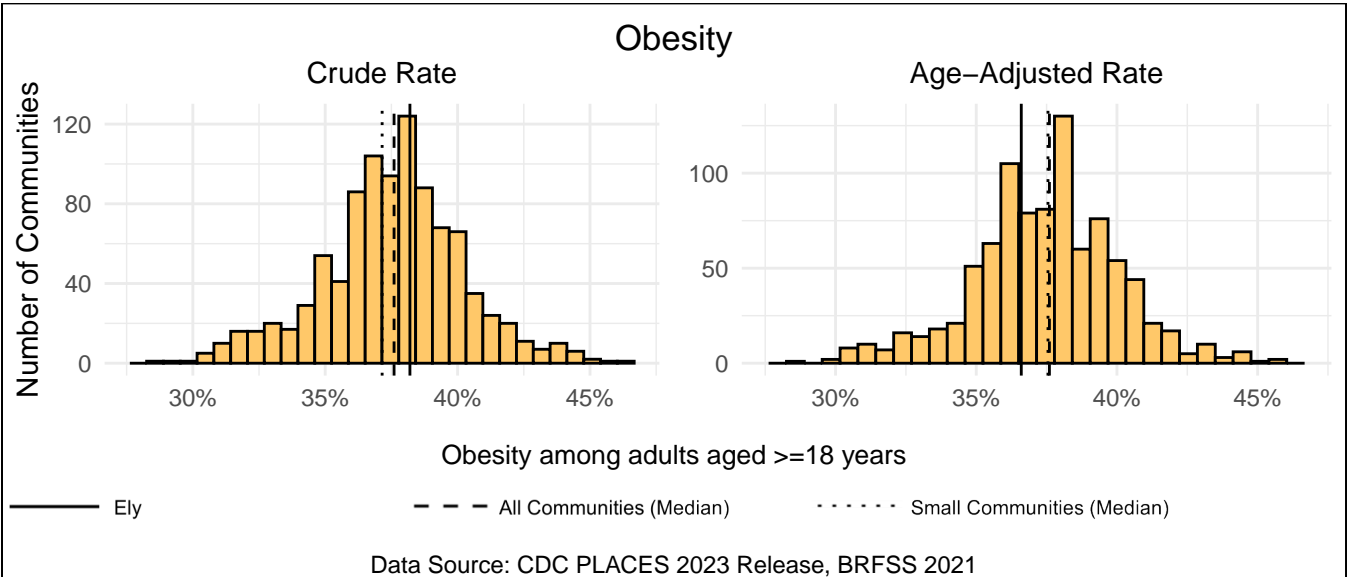
Measure Type	Ely	All Comm.	Small Comm.
Crude	1.9%	3.2%	3.3%
Age-Adjusted	2.4%	2.6%	2.6%



Obesity

Ely has a crude rate of 38.2% for obesity among adults aged ≥ 18 years, which ranks 568th out of 958 Iowa communities (95th out of 138 small communities). The age-adjusted rate for Ely is 36.6%, which ranks 317th out of 905 Iowa communities (46th out of 138 small communities).

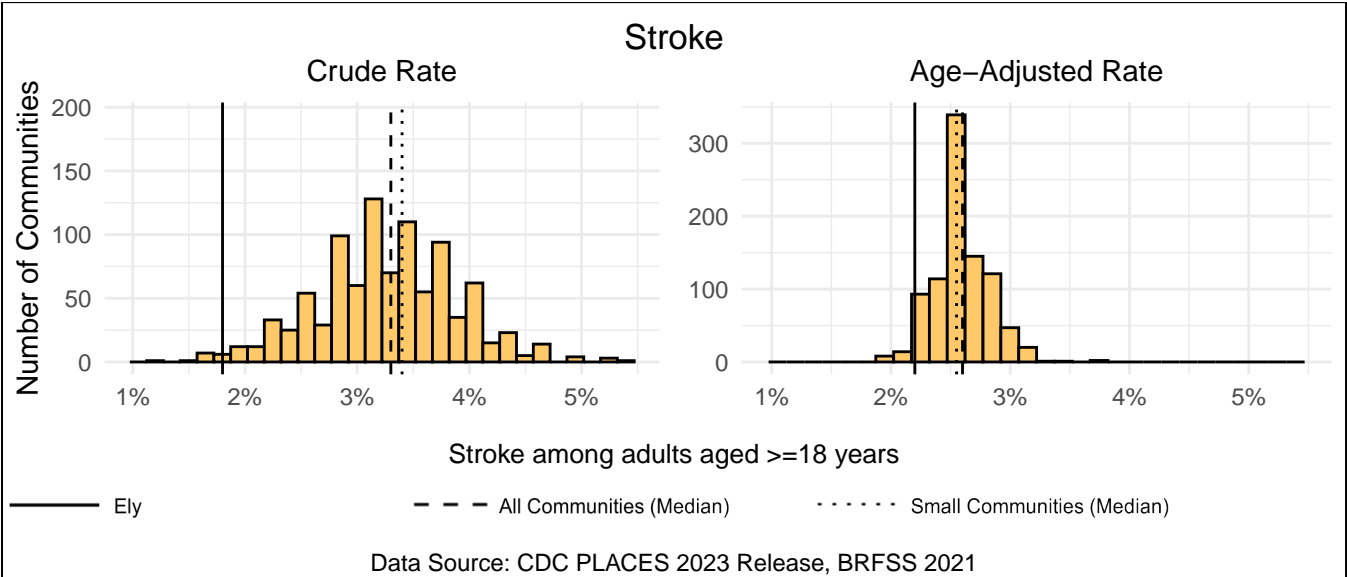
Measure Type	Ely	All Comm.	Small Comm.
Crude	38.2%	37.6%	37.2%
Age-Adjusted	36.6%	37.6%	37.5%



Stroke

Ely has a crude rate of 1.8% for stroke among adults aged >=18 years, which ranks 10th out of 958 Iowa communities (3rd out of 138 small communities). The age-adjusted rate for Ely is 2.2%, which ranks 23rd out of 905 Iowa communities (6th out of 138 small communities).

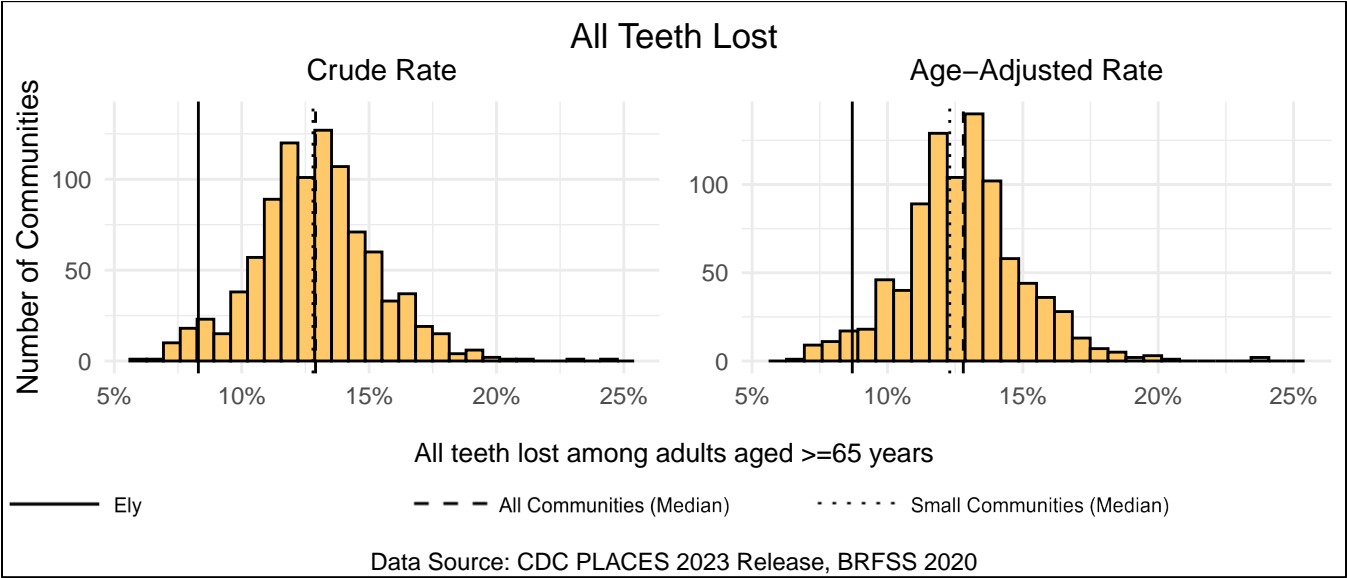
Measure Type	Ely	All Comm.	Small Comm.
Crude	1.8%	3.3%	3.4%
Age-Adjusted	2.2%	2.6%	2.5%



All Teeth Lost

Ely has a crude rate of 8.3% for all teeth lost among adults aged >=65 years, which ranks 31st out of 958 Iowa communities (5th out of 138 small communities). The age-adjusted rate for Ely is 8.7%, which ranks 35th out of 905 Iowa communities (7th out of 138 small communities).

Measure Type	Ely	All Comm.	Small Comm.
Crude	8.3%	12.9%	12.8%
Age-Adjusted	8.7%	12.8%	12.3%



Prevention

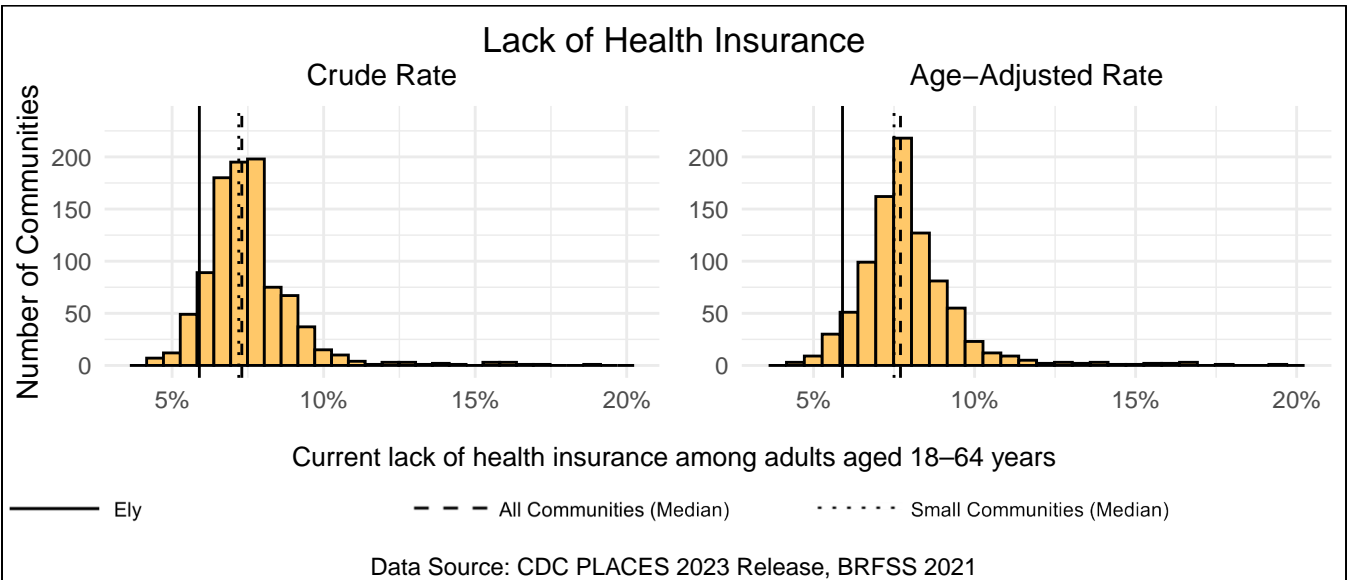
Preventive measures are another practical intervention point for public health professionals as they allow for the early detection of health conditions and improve overall treatment efficacy. This section includes a review of your community’s prevention measures, including preventive screenings and doctor visits. Besides the measure for lack of health insurance, all measures in this section are positive, where a higher rate is a strength for your community. The link below includes more information about each variable.

<https://www.cdc.gov/places/measure-definitions/prevention/index.html>

Lack of Health Insurance

Ely has a crude rate of 5.9% for current lack of health insurance among adults aged 18–64 years, which ranks 69th out of 958 Iowa communities (11th out of 138 small communities). The age-adjusted rate for Ely is 5.9%, which ranks 43rd out of 905 Iowa communities (12th out of 138 small communities).

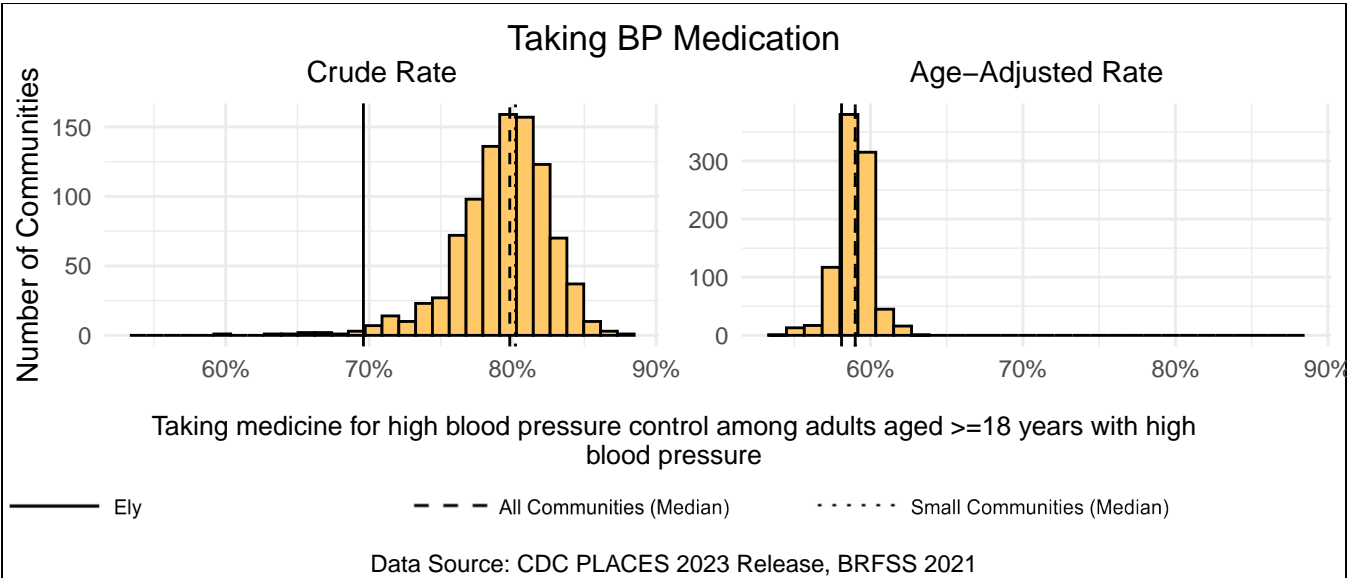
Measure Type	Ely	All Comm.	Small Comm.
Crude	5.9%	7.3%	7.2%
Age-Adjusted	5.9%	7.7%	7.5%



Taking BP Medication

Ely has a crude rate of 69.6% for taking medicine for high blood pressure control among adults aged >=18 years with high blood pressure, which ranks 948th out of 958 Iowa communities (137th out of 138 small communities). The age-adjusted rate for Ely is 58.1%, which ranks 737th out of 905 Iowa communities (108th out of 138 small communities).

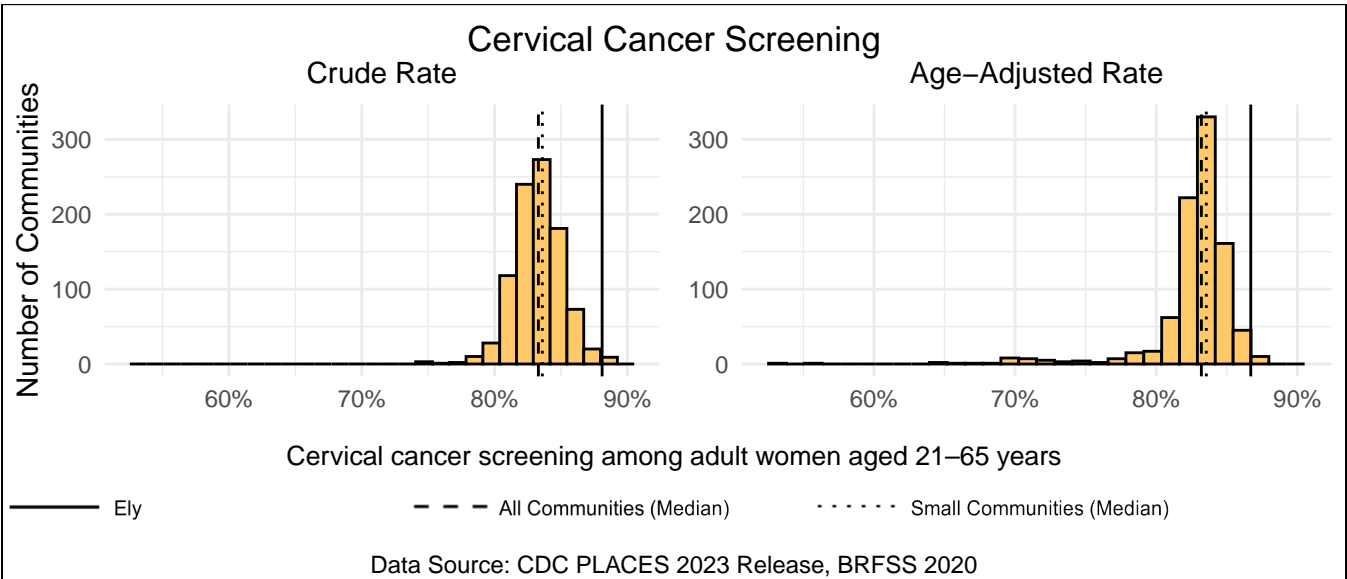
Measure Type	Ely	All Comm.	Small Comm.
Crude	69.6%	79.8%	80.2%
Age-Adjusted	58.1%	59.0%	59.0%



Cervical Cancer Screening

Ely has a crude rate of 88.1% for cervical cancer screening among adult women aged 21–65 years, which ranks 8th out of 958 Iowa communities (4th out of 138 small communities). The age-adjusted rate for Ely is 86.7%, which ranks 11th out of 905 Iowa communities (4th out of 138 small communities).

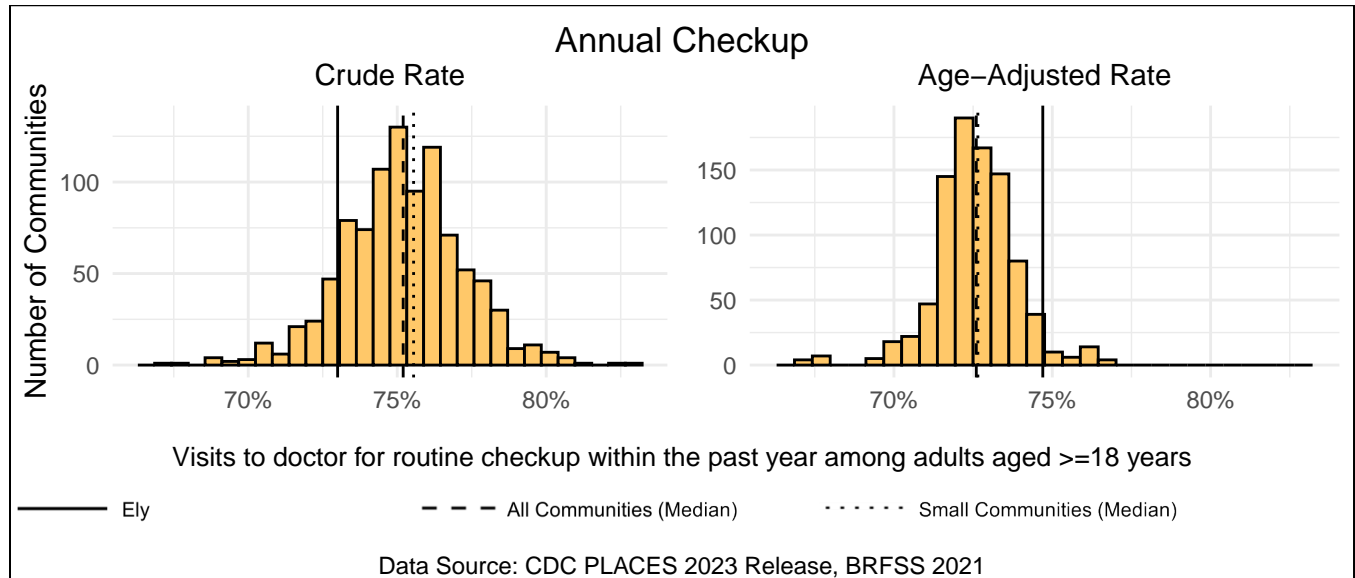
Measure Type	Ely	All Comm.	Small Comm.
Crude	88.1%	83.3%	83.6%
Age-Adjusted	86.7%	83.2%	83.5%



Annual Checkup

Ely has a crude rate of 73.0% for visits to doctor for routine checkup within the past year among adults aged ≥ 18 years, which ranks 838th out of 958 Iowa communities (124th out of 138 small communities). The age-adjusted rate for Ely is 74.7%, which ranks 35th out of 905 Iowa communities (6th out of 138 small communities).

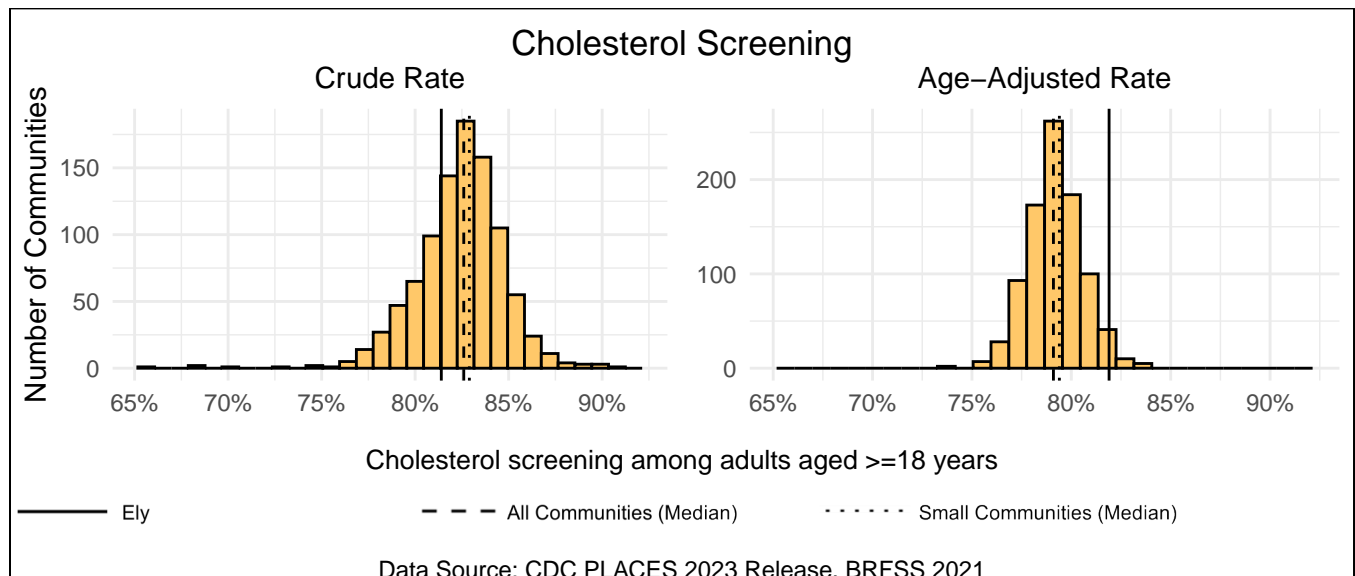
Measure Type	Ely	All Comm.	Small Comm.
Crude	73.0%	75.2%	75.5%
Age-Adjusted	74.7%	72.6%	72.6%



Cholesterol Screening

Ely has a crude rate of 81.4% for cholesterol screening among adults aged ≥ 18 years, which ranks 677th out of 958 Iowa communities (109th out of 138 small communities). The age-adjusted rate for Ely is 81.9%, which ranks 31st out of 905 Iowa communities (9th out of 138 small communities).

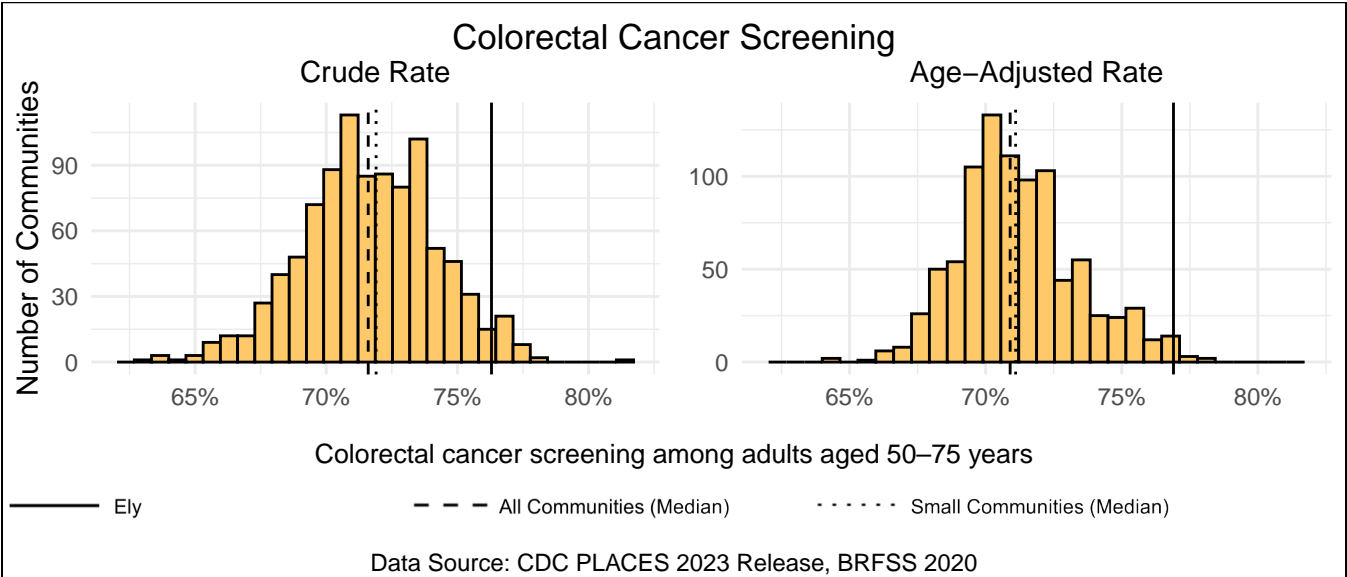
Measure Type	Ely	All Comm.	Small Comm.
Crude	81.4%	82.6%	82.9%
Age-Adjusted	81.9%	79.1%	79.4%



Colorectal Cancer Screening

Ely has a crude rate of 76.3% for colorectal cancer screening among adults aged 50–75 years, which ranks 38th out of 958 Iowa communities (9th out of 138 small communities). The age-adjusted rate for Ely is 76.9%, which ranks 10th out of 905 Iowa communities (4th out of 138 small communities).

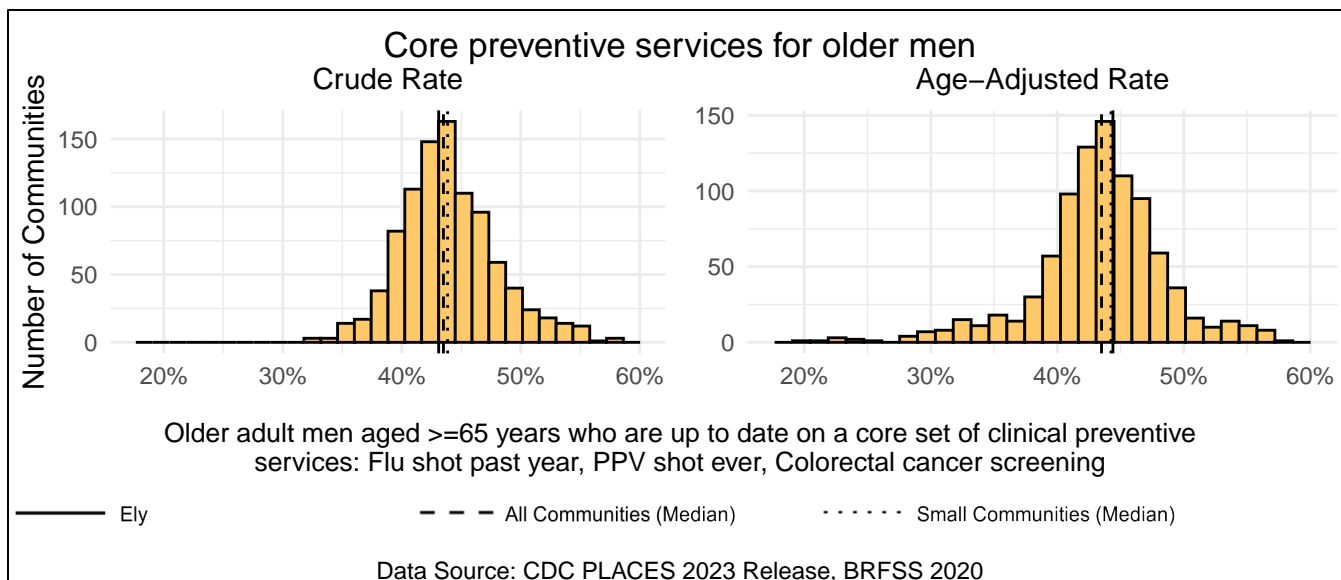
Measure Type	Ely	All Comm.	Small Comm.
Crude	76.3%	71.6%	71.9%
Age-Adjusted	76.9%	70.9%	71.1%



Core preventive services for older men

Ely has a crude rate of 43.1% for older adult men aged ≥ 65 years who are up to date on a core set of clinical preventive services: flu shot past year, ppv shot ever, colorectal cancer screening, which ranks 530th out of 958 Iowa communities (83rd out of 138 small communities). The age-adjusted rate for Ely is 44.4%, which ranks 361st out of 905 Iowa communities (67th out of 138 small communities).

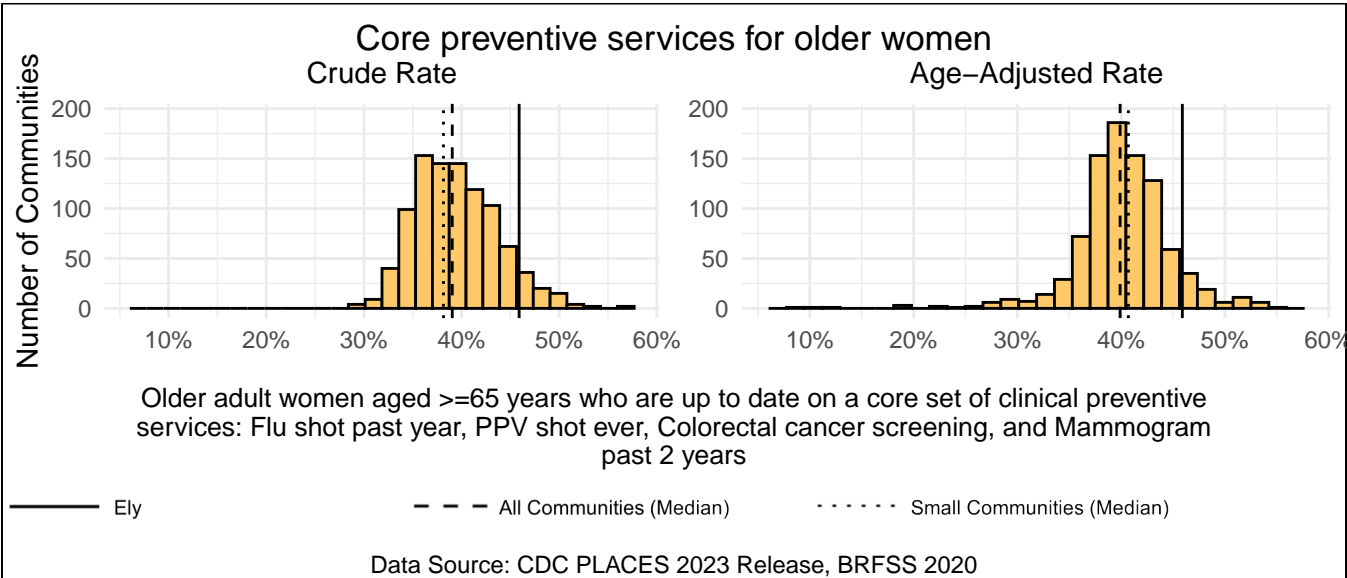
Measure Type	Ely	All Comm.	Small Comm.
Crude	43.1%	43.5%	43.8%
Age-Adjusted	44.4%	43.5%	44.2%



Core preventive services for older women

Ely has a crude rate of 45.9% for older adult women aged ≥ 65 years who are up to date on a core set of clinical preventive services: flu shot past year, ppv shot ever, colorectal cancer screening, and mammogram past 2 years, which ranks 72nd out of 958 Iowa communities (9th out of 138 small communities). The age-adjusted rate for Ely is 45.9%, which ranks 72nd out of 905 Iowa communities (12th out of 138 small communities).

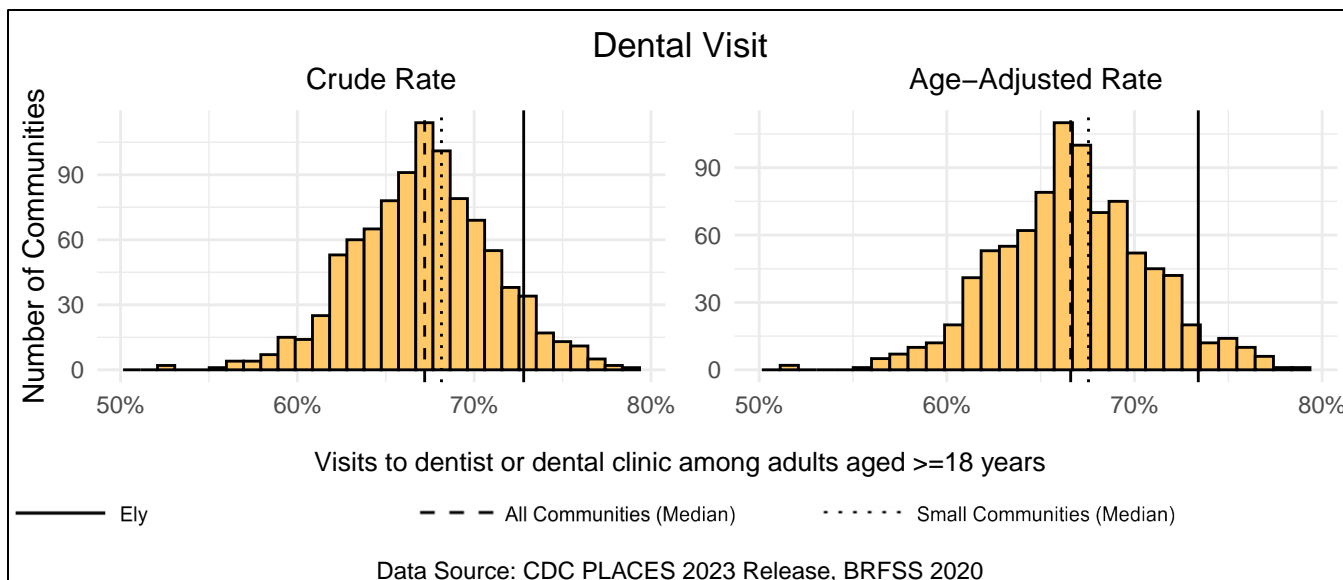
Measure Type	Ely	All Comm.	Small Comm.
Crude	45.9%	39.0%	38.2%
Age-Adjusted	45.9%	39.9%	40.7%



Dental Visit

Ely has a crude rate of 72.8% for visits to dentist or dental clinic among adults aged ≥ 18 years, which ranks 75th out of 958 Iowa communities (13th out of 138 small communities). The age-adjusted rate for Ely is 73.4%, which ranks 49th out of 905 Iowa communities (11th out of 138 small communities).

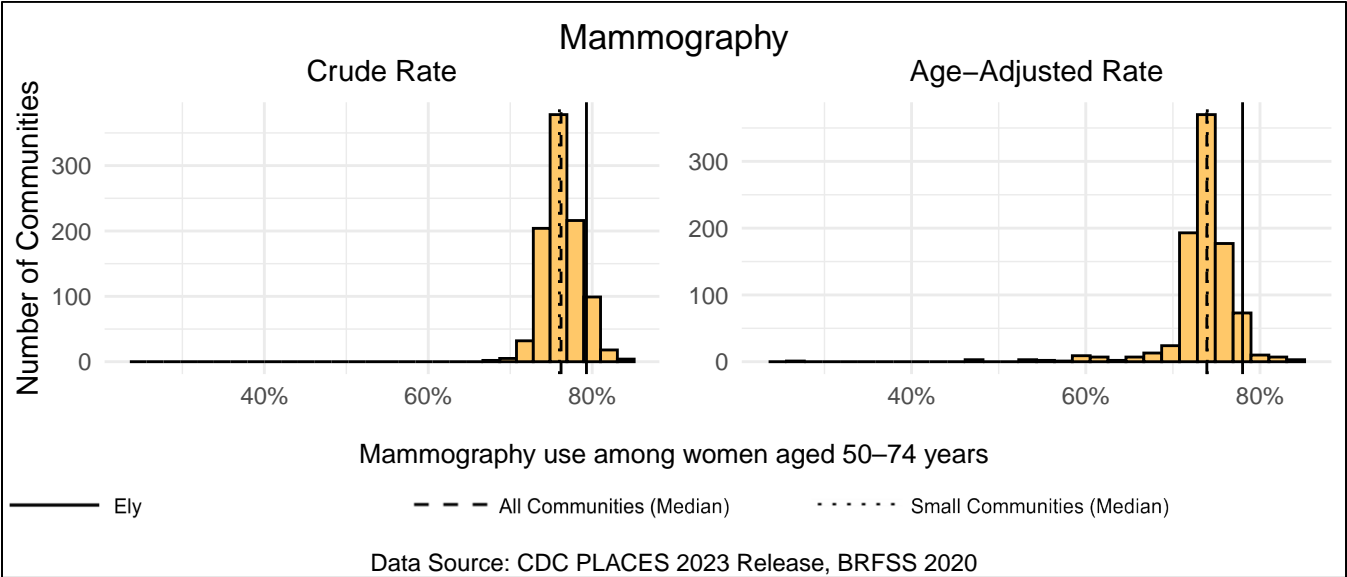
Measure Type	Ely	All Comm.	Small Comm.
Crude	72.8%	67.2%	68.2%
Age-Adjusted	73.4%	66.6%	67.5%



Mammography

Ely has a crude rate of 79.3% for mammography use among women aged 50–74 years, which ranks 96th out of 958 Iowa communities (13th out of 138 small communities). The age-adjusted rate for Ely is 78.0%, which ranks 45th out of 905 Iowa communities (11th out of 138 small communities).

Measure Type	Ely	All Comm.	Small Comm.
Crude	79.3%	76.2%	76.0%
Age-Adjusted	78.0%	73.9%	74.0%



Disability

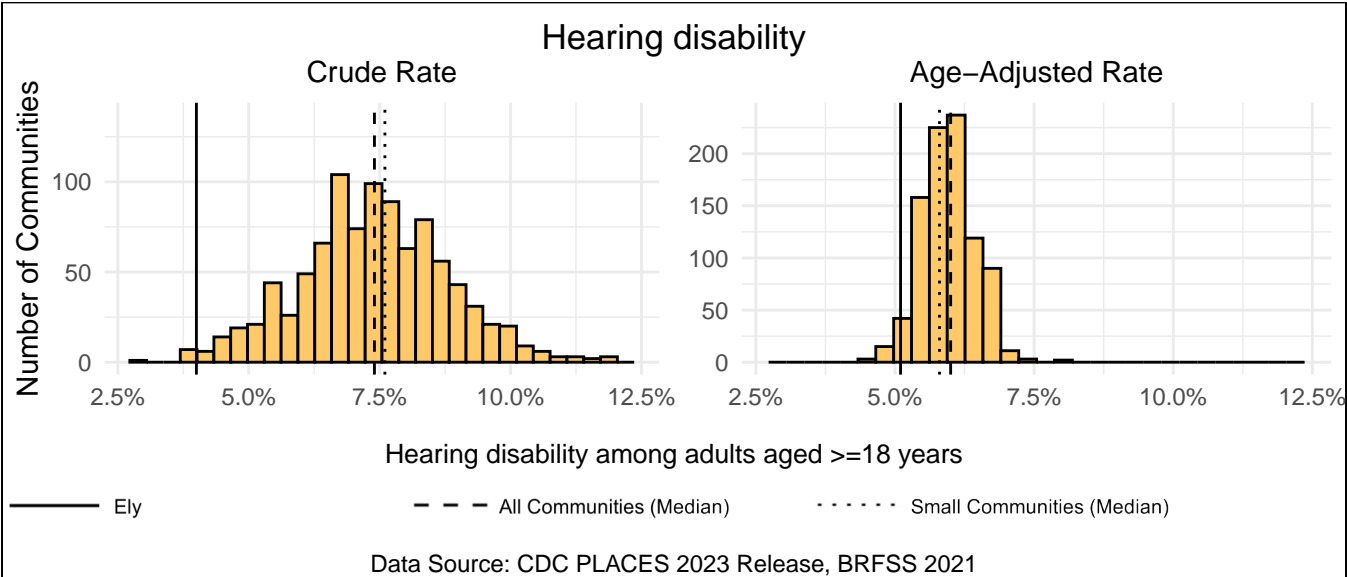
This section includes measures of physical and cognitive disabilities. Respondents were asked to report on six disabilities: hearing, vision, cognition, mobility, self-care, and independent living. The final measure reports the rate of respondents that answered yes to any of the previous six disabilities. The link below includes more information about each variable.

<https://www.cdc.gov/places/measure-definitions/unhealthy-behaviors/index.html>

Hearing disability

Ely has a crude rate of 4.0% for hearing disability among adults aged ≥ 18 years, which ranks 7th out of 958 Iowa communities (3rd out of 138 small communities). The age-adjusted rate for Ely is 5.1%, which ranks 30th out of 905 Iowa communities (6th out of 138 small communities).

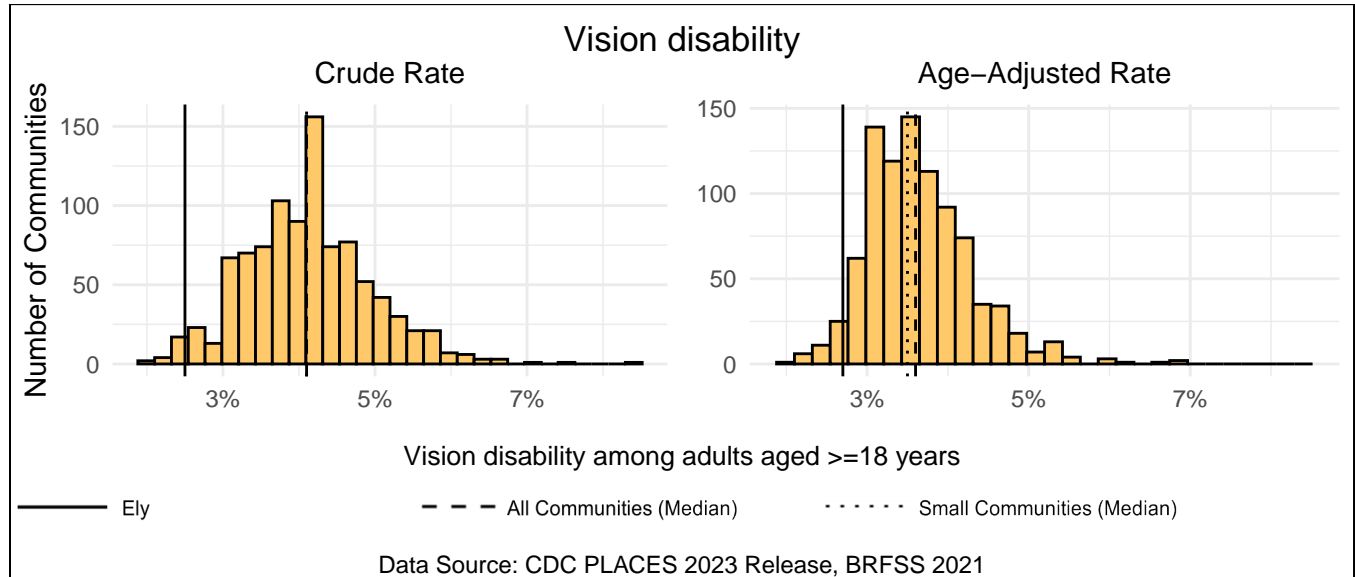
Measure Type	Ely	All Comm.	Small Comm.
Crude	4.0%	7.4%	7.6%
Age-Adjusted	5.1%	6.0%	5.8%



Vision disability

Ely has a crude rate of 2.5% for vision disability among adults aged ≥ 18 years, which ranks 16th out of 958 Iowa communities (6th out of 138 small communities). The age-adjusted rate for Ely is 2.7%, which ranks 30th out of 905 Iowa communities (8th out of 138 small communities).

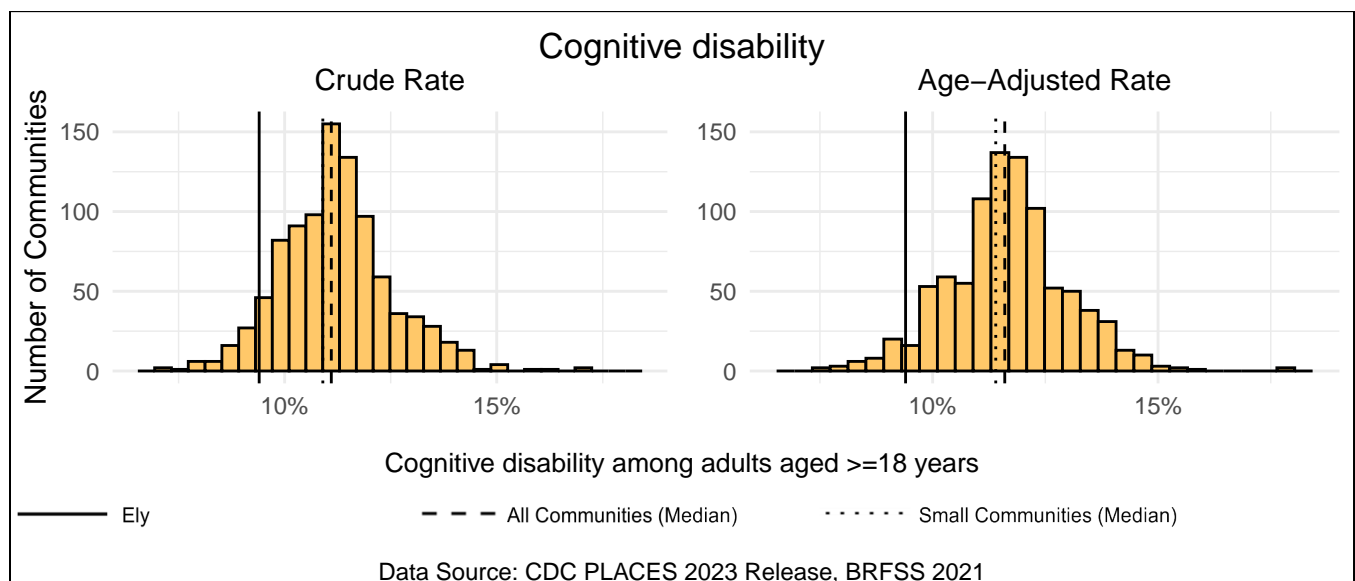
Measure Type	Ely	All Comm.	Small Comm.
Crude	2.5%	4.1%	4.1%
Age-Adjusted	2.7%	3.6%	3.5%



Cognitive disability

Ely has a crude rate of 9.4% for cognitive disability among adults aged ≥ 18 years, which ranks 59th out of 958 Iowa communities (8th out of 138 small communities). The age-adjusted rate for Ely is 9.4%, which ranks 40th out of 905 Iowa communities (8th out of 138 small communities).

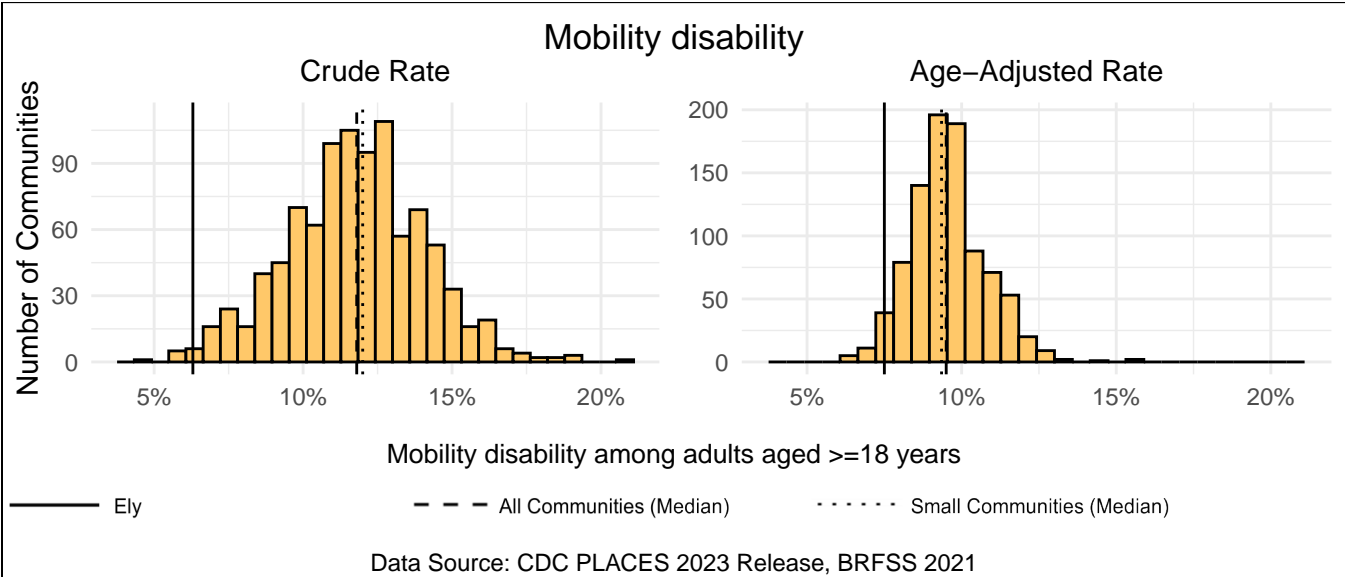
Measure Type	Ely	All Comm.	Small Comm.
Crude	9.4%	11.1%	10.9%
Age-Adjusted	9.4%	11.6%	11.4%



Mobility disability

Ely has a crude rate of 6.3% for mobility disability among adults aged ≥ 18 years, which ranks 7th out of 958 Iowa communities (3rd out of 138 small communities). The age-adjusted rate for Ely is 7.5%, which ranks 32nd out of 905 Iowa communities (9th out of 138 small communities).

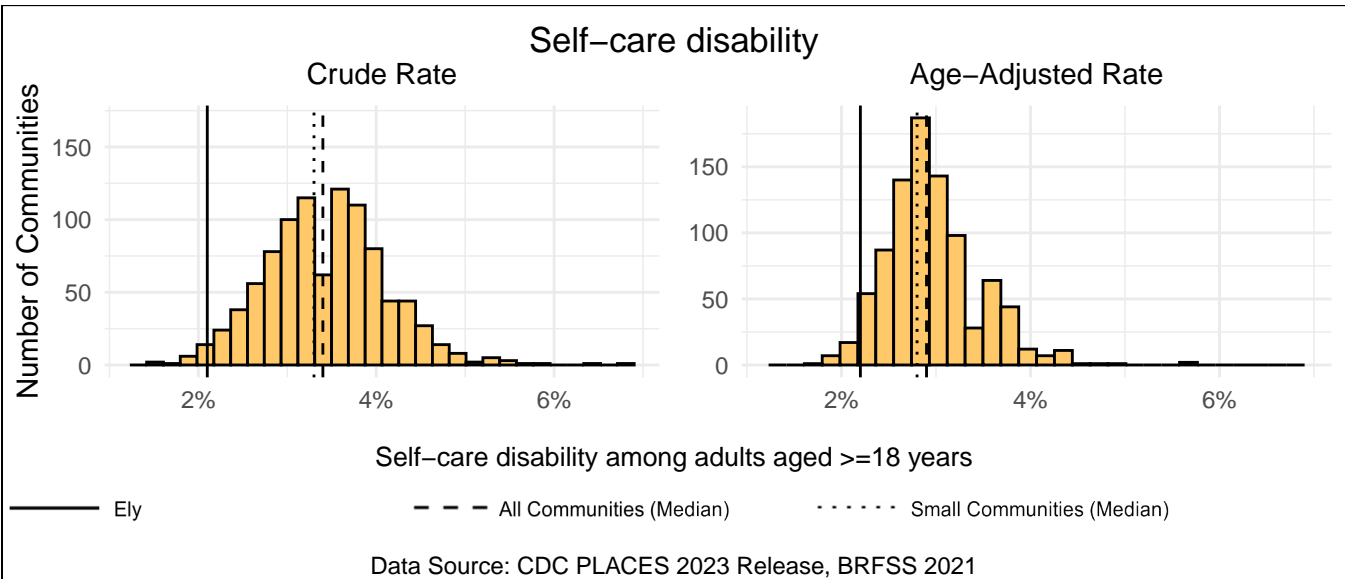
Measure Type	Ely	All Comm.	Small Comm.
Crude	6.3%	11.8%	12.0%
Age-Adjusted	7.5%	9.5%	9.4%



Self-care disability

Ely has a crude rate of 2.1% for self-care disability among adults aged ≥ 18 years, which ranks 17th out of 958 Iowa communities (5th out of 138 small communities). The age-adjusted rate for Ely is 2.2%, which ranks 26th out of 905 Iowa communities (7th out of 138 small communities).

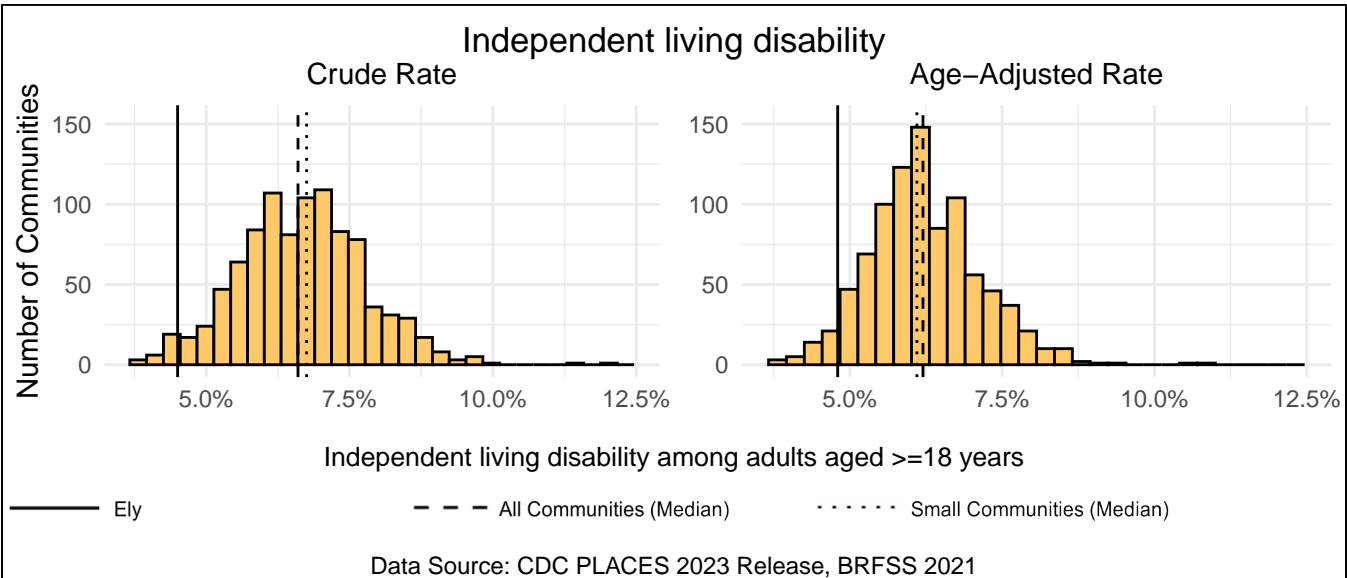
Measure Type	Ely	All Comm.	Small Comm.
Crude	2.1%	3.4%	3.3%
Age-Adjusted	2.2%	2.9%	2.8%



Independent living disability

Ely has a crude rate of 4.5% for independent living disability among adults aged ≥ 18 years, which ranks 22nd out of 958 Iowa communities (5th out of 138 small communities). The age-adjusted rate for Ely is 4.8%, which ranks 37th out of 905 Iowa communities (8th out of 138 small communities).

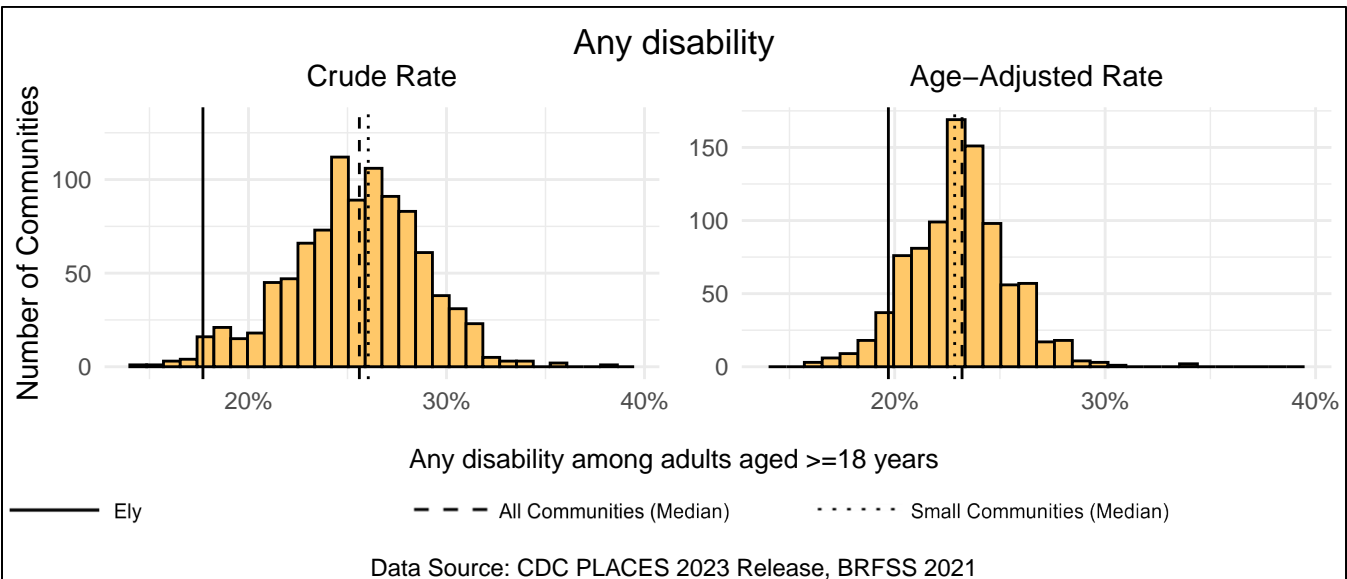
Measure Type	Ely	All Comm.	Small Comm.
Crude	4.5%	6.6%	6.8%
Age-Adjusted	4.8%	6.2%	6.1%



Any disability

Ely has a crude rate of 17.7% for any disability among adults aged ≥ 18 years, which ranks 14th out of 958 Iowa communities (5th out of 138 small communities). The age-adjusted rate for Ely is 19.7%, which ranks 51st out of 905 Iowa communities (11th out of 138 small communities).

Measure Type	Ely	All Comm.	Small Comm.
Crude	17.7%	25.6%	26.0%
Age-Adjusted	19.7%	23.2%	22.8%



Appendix 1: CDC PLACES Data

This report uses a novel dataset from the Centers for Disease Control and Prevention (CDC) called PLACES: Local Data for Better Health. The PLACES dataset uses small area estimation methods to provide estimates of health measures for counties, places, census tracts, and zip code tabulation areas. The estimates are created with a multilevel statistical modeling framework that utilizes CDC's Behavioral Risk Factor Surveillance System (BRFSS), Census population counts, and American Community Survey demographic and socioeconomic data.

Relevant links for CDC PLACES can be found below:

- [PLACES Homepage](#)
- [Measure Definitions](#)
- [Methodology](#)



Appendix 2: Ely PLACES Data

Category	Health Domain	Crude Rate Rank	Crude Rate (95% CI)	Age-Adj. Rate Rank	Age-Adj. Rate (95% CI)
Health Status	Mental Health	587	14.6% (12.3% - 16.8%)	64	14.1% (12.0% - 16.3%)
Health Status	General Health	20	9.2% (7.5% - 11.3%)	38	9.8% (8.0% - 11.8%)
Health Status	Physical Health	25	7.8% (6.5% - 9.2%)	41	8.1% (6.8% - 9.6%)
Health Risk Behaviors	Physical Inactivity	24	18.2% (14.6% - 21.8%)	35	18.9% (15.5% - 22.7%)
Health Risk Behaviors	Current Smoking	233	15.5% (11.6% - 19.5%)	57	14.1% (10.6% - 17.7%)
Health Risk Behaviors	Binge Drinking	954	25.9% (22.5% - 29.5%)	888	24.1% (21.0% - 27.3%)
Health Risk Behaviors	Sleep <7 hours	630	31.0% (29.0% - 32.8%)	155	29.6% (27.7% - 31.3%)
Health Outcomes	Arthritis	10	17.9% (15.5% - 20.4%)	23	20.4% (17.8% - 23.0%)
Health Outcomes	Obesity	568	38.2% (33.3% - 42.8%)	317	36.6% (32.2% - 41.5%)
Health Outcomes	Cancer (except skin)	11	5.1% (4.6% - 5.7%)	418	6.5% (5.9% - 7.2%)
Health Outcomes	Coronary Heart Disease	5	3.2% (2.8% - 3.8%)	20	4.2% (3.6% - 4.8%)
Health Outcomes	High Blood Pressure	32	24.3% (21.5% - 27.4%)	368	27.0% (24.1% - 30.0%)
Health Outcomes	Depression	931	21.3% (18.2% - 24.5%)	824	20.6% (17.7% - 23.9%)
Health Outcomes	Stroke	10	1.8% (1.6% - 2.1%)	23	2.2% (1.9% - 2.5%)
Health Outcomes	Diabetes	11	6.0% (5.0% - 7.0%)	37	6.9% (5.8% - 8.0%)
Health Outcomes	All Teeth Lost	31	8.3% (4.9% - 12.7%)	35	8.7% (5.2% - 13.4%)
Health Outcomes	Current Asthma	215	9.1% (8.1% - 10.3%)	77	9.0% (8.0% - 10.2%)
Health Outcomes	High Cholesterol	11	28.7% (25.7% - 31.9%)	167	29.0% (25.8% - 32.5%)
Health Outcomes	COPD	14	4.4% (3.5% - 5.4%)	41	4.9% (3.9% - 6.0%)
Health Outcomes	Chronic Kidney Disease	6	1.9% (1.7% - 2.2%)	36	2.4% (2.1% - 2.6%)
Prevention	Health Insurance	69	5.9% (4.4% - 8.1%)	43	5.9% (4.2% - 7.9%)
Prevention	Cholesterol Screening	677	81.4% (78.3% - 84.4%)	31	81.9% (78.8% - 84.8%)
Prevention	Cervical Cancer Screening	8	88.1% (86.0% - 90.1%)	11	86.7% (84.5% - 88.9%)
Prevention	Core preventive services for older men	530	43.1% (35.8% - 50.8%)	361	44.4% (37.9% - 51.1%)
Prevention	Colorectal Cancer Screening	38	76.3% (73.3% - 79.2%)	10	76.9% (74.1% - 79.6%)

Category	Health Domain	Crude Rate Rank	Crude Rate (95% CI)	Age-Adj. Rate Rank	Age-Adj. Rate (95% CI)
Prevention	Taking BP Medication	948	69.6% (65.5% - 73.5%)	737	58.1% (53.8% - 62.7%)
Prevention	Dental Visit	75	72.8% (68.7% - 77.0%)	49	73.4% (69.7% - 77.2%)
Prevention	Annual Checkup	838	73.0% (69.0% - 76.7%)	35	74.7% (71.0% - 78.1%)
Prevention	Mammography	96	79.3% (75.9% - 82.5%)	45	78.0% (74.4% - 81.5%)
Prevention	Core preventive services for older women	72	45.9% (38.7% - 52.8%)	72	45.9% (38.9% - 52.4%)
Disability	Independent Living Disability	22	4.5% (3.8% - 5.5%)	37	4.8% (3.9% - 5.8%)
Disability	Hearing Disability	7	4.0% (3.5% - 4.6%)	30	5.1% (4.4% - 5.8%)
Disability	Any Disability	14	17.7% (14.8% - 21.0%)	51	19.7% (16.5% - 22.9%)
Disability	Vision Disability	16	2.5% (2.1% - 3.0%)	30	2.7% (2.3% - 3.2%)
Disability	Self-care Disability	17	2.1% (1.7% - 2.5%)	26	2.2% (1.8% - 2.7%)
Disability	Mobility Disability	7	6.3% (5.1% - 7.6%)	32	7.5% (6.1% - 9.0%)
Disability	Cognitive Disability	59	9.4% (7.7% - 11.4%)	40	9.4% (7.6% - 11.2%)

The 95% confidence interval shown in parentheses represents the range of 95% of CDC area estimates under different model assumptions using Monte Carlo simulations.

Appendix 3: Small Communities (1,000-2,499)

Ely falls into the group of small communities, which have a population of 1,000-2,499. In this data, 138 communities have a population in this range. The table below lists all communities in that group, sorted by the population estimate in the CDC PLACES dataset.

Community	Population	Community	Population	Community	Population
New London	2,471	Monroe	1,889	Pocahontas	1,614
West Union	2,468	Ogden	1,878	Guthrie Center	1,605
Belle Plaine	2,421	Lisbon	1,874	Brooklyn	1,600
Rockwell City	2,389	Blue Grass	1,873	Corning	1,592
La Porte City	2,347	Wapello	1,861	Akron	1,580
Hull	2,340	Walcott	1,854	Monona	1,571
Cascade	2,312	Peosta	1,852	Urbana	1,565
Atkins	2,296	Pleasantville	1,840	Holstein	1,560
Lamoni	2,284	Mount Ayr	1,838	Slater	1,546
Mediapolis	2,214	Sigourney	1,835	Dysart	1,542
Alta	2,207	Farley	1,833	Shell Rock	1,542
Colfax	2,186	Sac City	1,825	Hartley	1,536
Sumner	2,145	Reinbeck	1,784	Sanborn	1,536
Northwood	2,142	Greenfield	1,778	Fairbank	1,490
Bellevue	2,132	Dallas Center	1,770	Panora	1,490
Remsen	2,095	Prairie City	1,762	Lenox	1,488
Audubon	2,089	Lake City	1,745	Wellman	1,474
Toledo	2,047	Parkersburg	1,738	Roland	1,472
Ely	2,045	Stuart	1,726	Nashua	1,472
Columbus Junction	2,029	Manson	1,718	Van Meter	1,468
Epworth	1,982	Leon	1,707	Nora Springs	1,464
Ida Grove	1,969	Ackley	1,699	Manning	1,444
Lake Mills	1,965	Corydon	1,688	Traer	1,441
Granger	1,950	Oakland	1,678	Logan	1,437
Denver	1,921	Guttenberg	1,667	Walford	1,434
Britt	1,921	State Center	1,654	Strawberry Point	1,427
Durant	1,902	Moville	1,640	Dunlap	1,418

Community	Population	Community	Population	Community	Population
Bedford	1,416	Fayette	1,179	Graettinger	1,010
Manly	1,415	Central City	1,166	Preston	1,005
Kingsley	1,382	Palo	1,162	Rockwell	1,004
Avoca	1,375	Springville	1,160		
Earlham	1,367	George	1,149		
University Heights	1,353	Wayland	1,148		
Montezuma	1,335	St. Ansgar	1,140		
Elkader	1,326	Clarence	1,136		
Coon Rapids	1,324	Fredericksburg	1,133		
Clarksville	1,311	Fruitland	1,127		
Woodbine	1,286	Swisher	1,126		
Jewell Junction	1,284	Neola	1,125		
Alton	1,283	Afton	1,105		
Melcher-Dallas	1,278	Riverside	1,090		
Greene	1,267	Hamburg	1,087		
Malvern	1,264	Newhall	1,076		
Lone Tree	1,261	Treynor	1,071		
Dike	1,240	Villisca	1,071		
Conrad	1,234	Janesville	1,063		
Lake Park	1,223	Winfield	1,063		
Laurens	1,223	Griswold	1,056		
Sheffield	1,209	Lansing	1,053		
Tripoli	1,207	Sloan	1,051		
Marcus	1,200	Baxter	1,036		
Eddyville	1,187	Winthrop	1,035		
Gilbert	1,185	Sully	1,022		
New Sharon	1,183	Lawton	1,021		