



Iowa Community Health Snapshot Series

*275 community reports prepared for the Iowa State University
Extension and Outreach Community and Economic
Development Unit*



May 2024

By Matthew Voss & Shawn Dorius

This project was supported by funding from Iowa State University's Extension and Outreach Community and Economic Development Unit via an award from Iowa State University's Presidential Strategic Initiative Plan 2022-2031.

Iowa Community Health Snapshot Series

Table of contents

Health in Dyersville: Overview	3
Strengths	3
Opportunities	4
How to Use this Report	5
Using Ames, IA as an Example	6
Health Status	7
Poor General Health	7
Poor Physical Health	8
Poor Mental Health	8
Health Risk Behaviors	9
Binge Drinking	9
Current Smoking	10
Physical Inactivity	10
Sleep <7 hours	11
Health Outcomes	12
Arthritis	12
High Blood Pressure	13
Cancer (except skin)	13
Current Asthma	14
Coronary Heart Disease	14
COPD	15
Depression	15
Diabetes	16
High Cholesterol	16
Chronic Kidney Disease	17
Obesity	17
Stroke	18
All Teeth Lost	18
Prevention	19
Lack of Health Insurance	19
Taking BP Medication	20
Cervical Cancer Screening	20
Annual Checkup	21
Cholesterol Screening	21

Colorectal Cancer Screening	22
Core preventive services for older men	22
Core preventive services for older women	24
Dental Visit	24
Mammography	26
Disability	27
Hearing disability	27
Vision disability	28
Cognitive disability	28
Mobility disability	29
Self-care disability	29
Independent living disability	30
Any disability	30
Appendix 1: CDC PLACES Data	31
Appendix 2: Dyersville PLACES Data	32
Appendix 3: Midsized Communities (2,500-9,999)	34

Health in Dyersville: Overview

Dear Community Members & Stakeholders of Dyersville,

We are pleased to share the Iowa Community Health Snapshot series, a set of reports designed in partnership with Iowa State University’s Community Economic Development to assess the overall landscape of health and well-being across Iowa. The following pages include the health snapshot for your community. The snapshot can be used to see how Dyersville ranks across various health measures compared to the rest of the state and similarly-sized communities. This comparison allows us to identify Dyersville’s strengths and opportunities for growth by leveraging the Centers for Disease Control and Prevention PLACES dataset.

The report includes 37 health measures organized topically by general health status, risky behavior, health outcomes, prevention, and disability. We provide a general overview of each health topic, followed by a description of each health measure. Health measure descriptions include crude and age-adjusted rates and a ranking that tells you how your community ranks compared to all Iowa communities and communities of similar size to Dyersville. Crude rates tell you the raw, un-adjusted percent of the population experiencing the health measure. Age-adjusted rates account for the age distribution present in your community and presents what the rate would be if your community had a standard age distribution. Crude rates can provide a general comparison between communities and age-adjusted rates can give a fairer comparison between communities with different age structures.

Strengths

Take a look at the top strengths of your community! Below are unadjusted and age-adjusted health measures that represent your community’s strengths. We recommend using continued investment in these areas to maintain them as strengths, as well as building on them to improve in other health domains.

Crude			Age-Adjusted		
Health Domain	Statewide Community Rank	Midsized Community Rank	Health Domain	Statewide Community Rank	Midsized Community Rank
Obesity	23rd	7th	High Blood Pressure	19th	4th
Dental Visit	64th	16th	Obesity	29th	6th
Current Asthma	80th	9th	Arthritis	32nd	7th
Current Smoking	117th	22nd	Chronic Kidney Disease	36th	9th
Depression	122nd	7th	Cervical Cancer Screening	46th	12th

Opportunities

Below are health measures that represent potential areas for growth in your community. We recommend increasing investment in these areas to support community health and well-being.

Crude			Age-Adjusted		
Health Domain	Statewide Community Rank	Midsized Community Rank	Health Domain	Statewide Community Rank	Midsized Community Rank
Binge Drinking	637th	71st	Binge Drinking	792nd	88th
Cancer (except skin)	606th	63rd	Annual Checkup	498th	62nd
Annual Checkup	473rd	51st	Cancer (except skin)	418th	41st
Hearing Disability	411th	36th	Taking BP Medication	415th	50th
Chronic Kidney Disease	381st	37th	Sleep <7 hours	330th	46th

Please review the rest of the report to learn more about your community and reach out to us with questions about the report or for recommendations to improve the overall health and well-being in Dyersville.

Sincerely,



Shawn F. Dorius, PhD
Iowa State University
Public Science Collaborative



IOWA STATE UNIVERSITY
Extension and Outreach
Community and Economic Development

This project was supported by funding from Iowa State University's Extension and Outreach Community and Economic Development Unit, via an award from Iowa State University's Presidential Strategic Initiative Plan 2022-2031.

How to Use this Report

The purpose of the Iowa Community Health Snapshot Series is to provide an overview of health in Dyersville that can be used to help inform health-related interventions and programming. This report contains five sections, including the overall health status of Dyersville, a review of risky behaviors in the community, and information on various health outcomes, prevention measures, and disability needs. Each section includes an overview of the health domain, a breakdown of its underlying health measures, and data to see how Dyersville compares to the rest of the state and similarly-sized communities.

With a population of 4,318, Dyersville’s similarly sized communities are defined as midsized communities. In Iowa, midsized communities have an average population of 4,787, and there are 102 communities that are considered midsized communities. To see all of the communities in this population group, please see Appendix 3 of this report.

Group	Population Range	Number of Communities
Large	50,000+	11
Mid-Large	10,000-49,999	31
Midsized	2,500-9,999	102
Small	1,000-2,499	138
Very Small	0-999	676
Total		958

Using Ames, IA as an Example

The graphic below is an example of the details included for each health measure. The table in the upper right shows your community’s crude and age-adjusted rate estimates alongside their averages across all Iowa communities and similarly-sized communities. The images below show the distribution of the health measure across communities. The vertical lines correspond with the values in the table to show the estimate for the specific community compared to communities across the state. The solid black line in each plot represents the community rate, with the dashed lines indicating the average rate for all Iowa communities and the dotted lines showing the average rate for similarly-sized communities.



Health Status

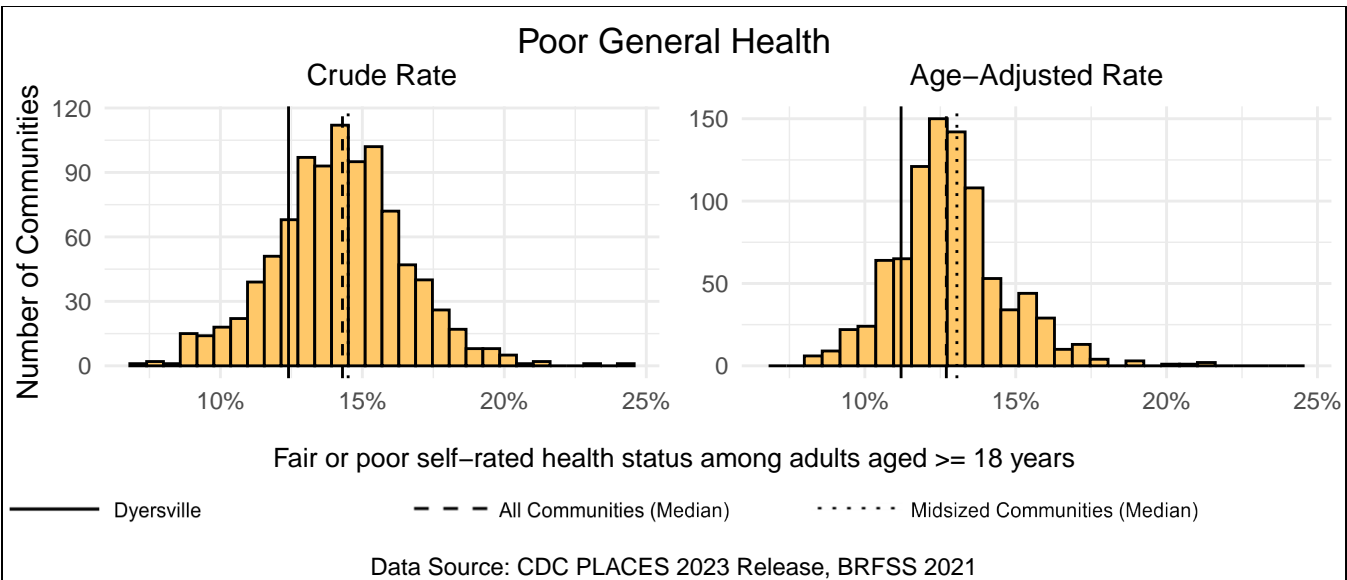
This section reflects measures for overall health, including general, physical, and mental health. These measures are a valuable way to see a simple summary of the health of a country’s population. The questions to calculate these measures ask respondents to evaluate their health status. General health is evaluated on a 5-point scale where respondents can report their health status as one of “excellent,” “very good,” “good,” “fair,” or “poor,” from which the respondents who answer “fair” or “poor” are included in the measure. Physical and mental health are evaluated as the rate of respondents who say they have had 14 or more days in the last 30 days in which their physical or mental health was not good. The URL below includes more information about each variable.

<https://www.cdc.gov/places/measure-definitions/health-status/index.html>

Poor General Health

Dyersville has a crude rate of 12.4% for fair or poor self-rated health status among adults aged >= 18 years, which ranks 189th out of 958 Iowa communities (30th out of 102 midsize communities). The age-adjusted rate for Dyersville is 11.2%, which ranks 150th out of 905 Iowa communities (27th out of 102 midsize communities).

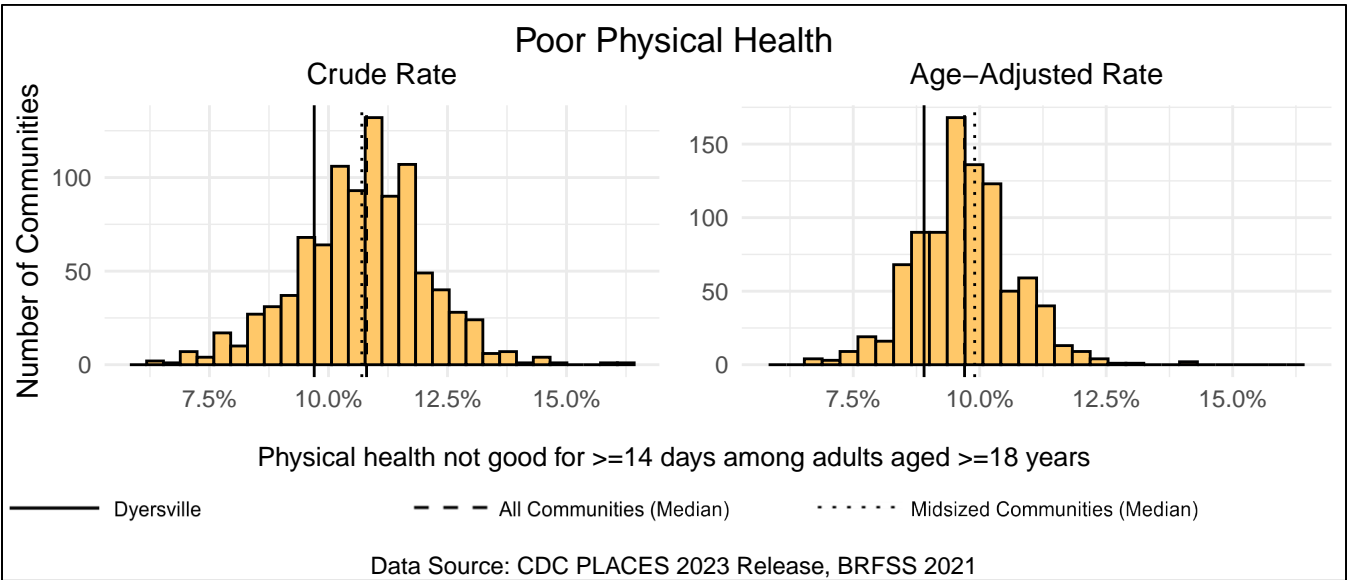
Measure Type	Dyersville	All Comm.	Midsized Comm.
Crude	12.4%	14.3%	14.5%
Age-Adjusted	11.2%	12.7%	13.0%



Poor Physical Health

Dyersville has a crude rate of 9.7% for physical health not good for >=14 days among adults aged >=18 years, which ranks 183rd out of 958 Iowa communities (29th out of 102 mid-sized communities). The age-adjusted rate for Dyersville is 8.9%, which ranks 160th out of 905 Iowa communities (26th out of 102 mid-sized communities).

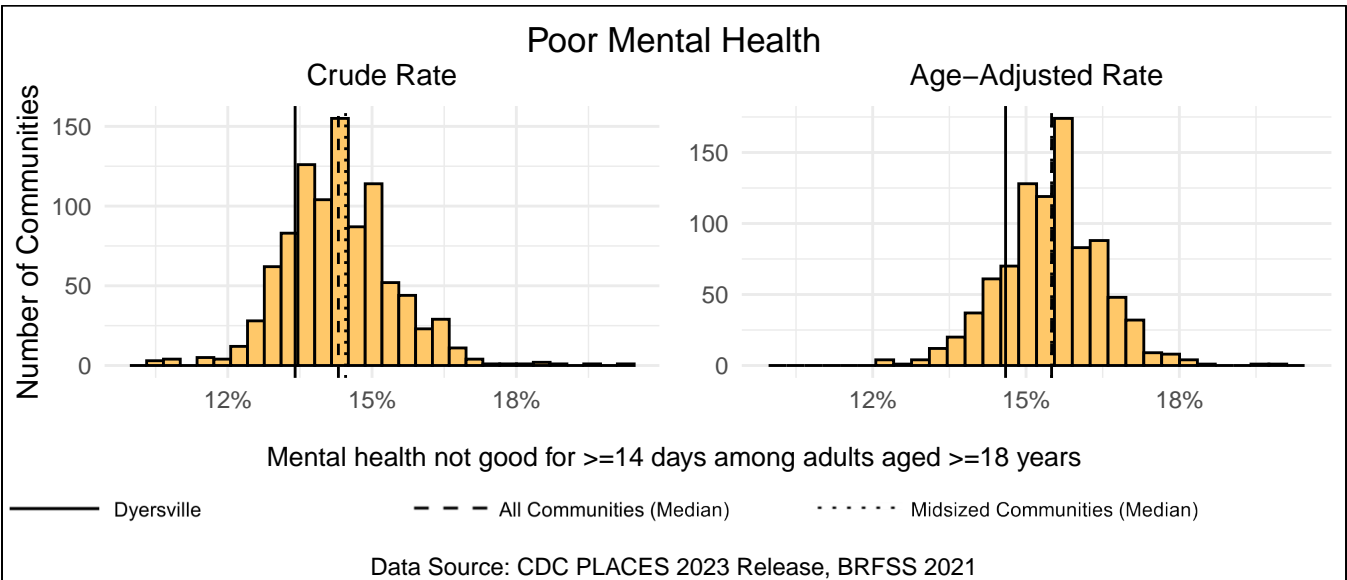
Measure Type	Dyersville	All Comm.	Midsized Comm.
Crude	9.7%	10.8%	10.7%
Age-Adjusted	8.9%	9.7%	9.9%



Poor Mental Health

Dyersville has a crude rate of 13.4% for mental health not good for >=14 days among adults aged >=18 years, which ranks 164th out of 958 Iowa communities (16th out of 102 mid-sized communities). The age-adjusted rate for Dyersville is 14.6%, which ranks 140th out of 905 Iowa communities (24th out of 102 mid-sized communities).

Measure Type	Dyersville	All Comm.	Midsized Comm.
Crude	13.4%	14.3%	14.4%
Age-Adjusted	14.6%	15.5%	15.5%



Health Risk Behaviors

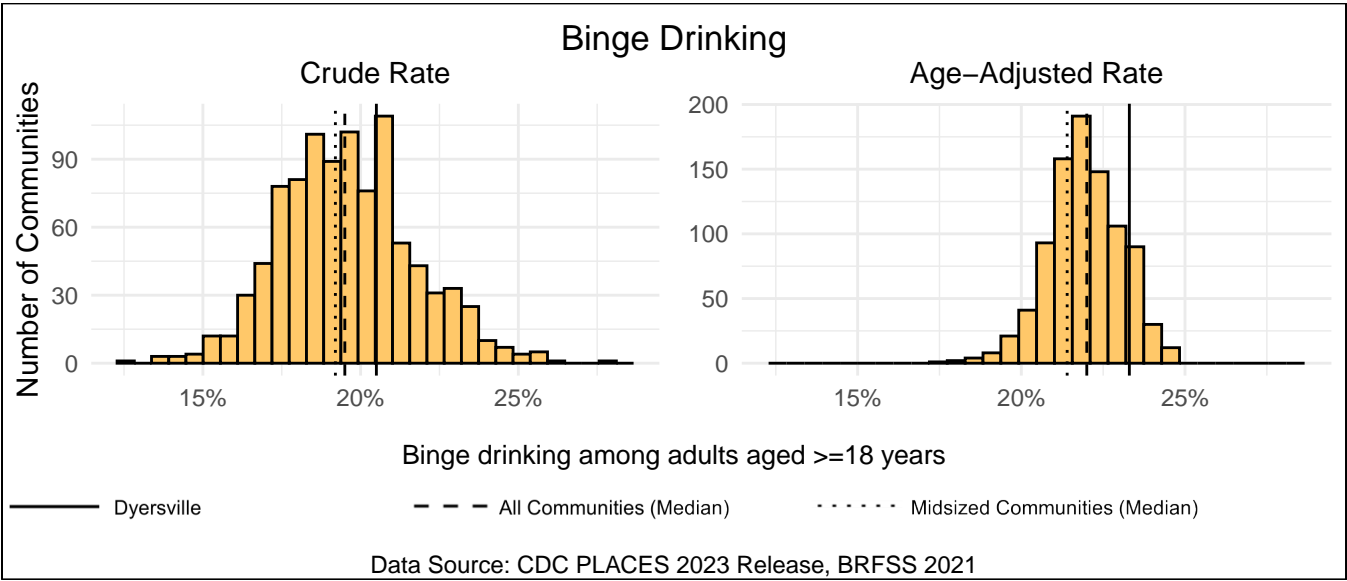
Health risk measures are measures of individual behaviors that can lead to poor health outcomes. These include binge drinking, current smoking, physical inactivity, and getting less than seven hours of nightly sleep. Risk behaviors are the most critical intervention points as they can help save lives and drastically improve health outcomes later in life. Each measure is calculated as the rate of respondents participating in a high level of risk behavior. The exact cutoff points for the behavior depend on the health area. The link below includes more information about each variable.

<https://www.cdc.gov/places/measure-definitions/unhealthy-behaviors/index.html>

Binge Drinking

Dyersville has a crude rate of 20.5% for binge drinking among adults aged ≥ 18 years, which ranks 637th out of 958 Iowa communities (71st out of 102 midsize communities). The age-adjusted rate for Dyersville is 23.3%, which ranks 792nd out of 905 Iowa communities (88th out of 102 midsize communities).

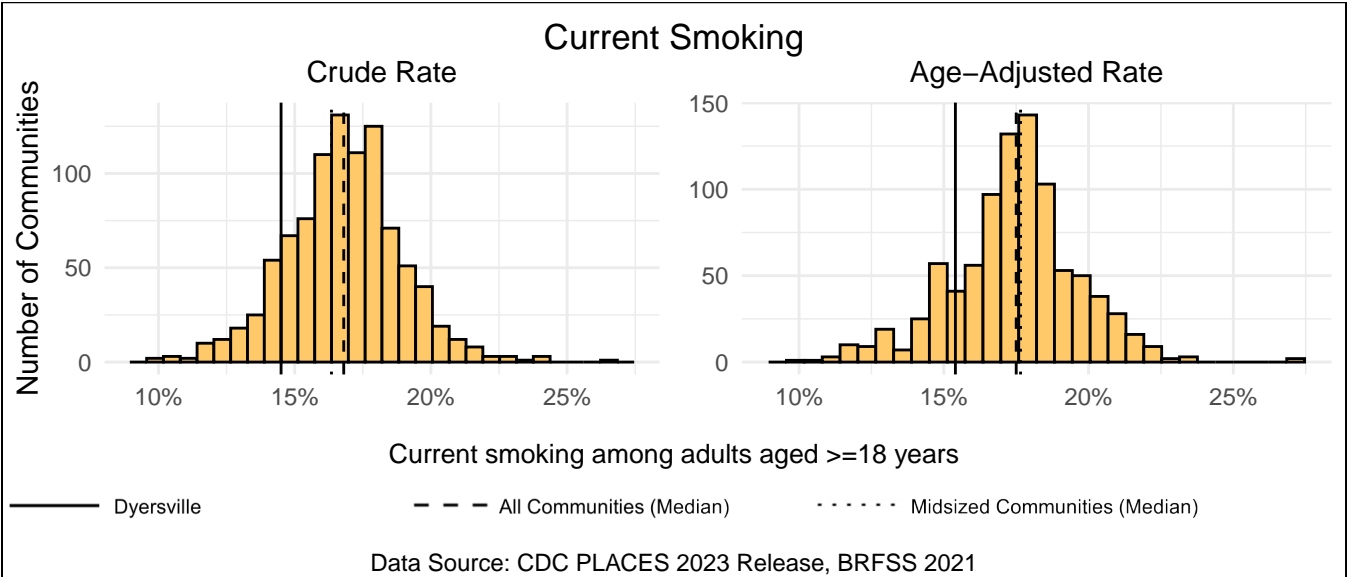
Measure Type	Dyersville	All Comm.	Midsized Comm.
Crude	20.5%	19.5%	19.2%
Age-Adjusted	23.3%	22.0%	21.4%



Current Smoking

Dyersville has a crude rate of 14.5% for current smoking among adults aged >=18 years, which ranks 117th out of 958 Iowa communities (22nd out of 102 mid-sized communities). The age-adjusted rate for Dyersville is 15.4%, which ranks 150th out of 905 Iowa communities (27th out of 102 mid-sized communities).

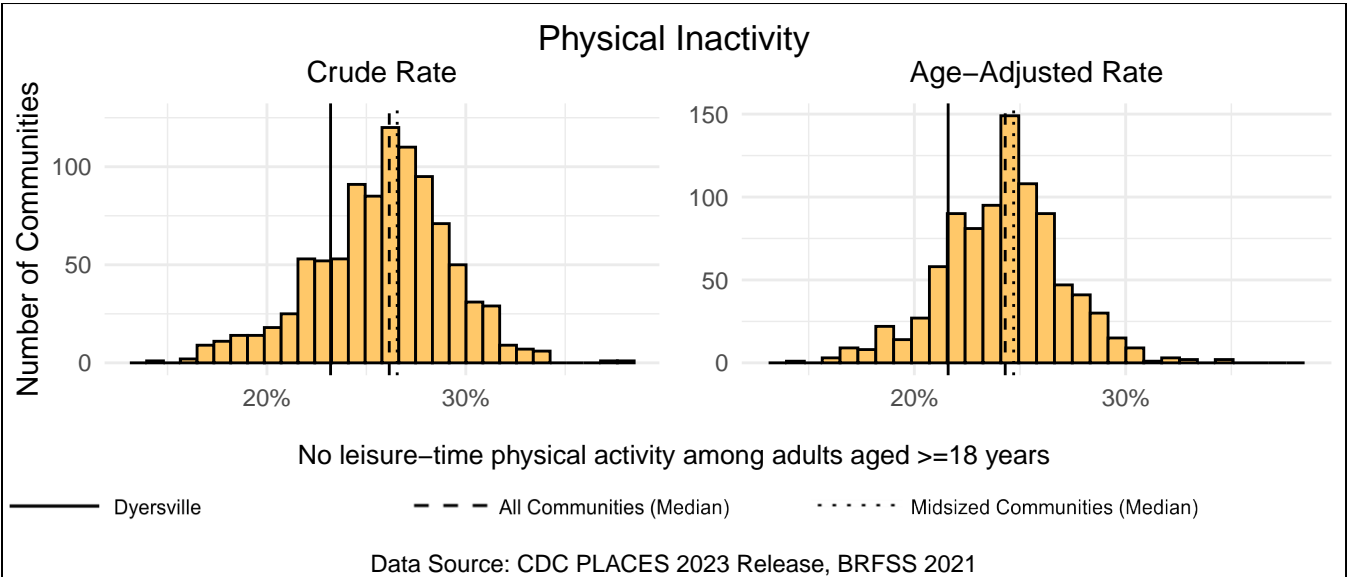
Measure Type	Dyersville	All Comm.	Mid-sized Comm.
Crude	14.5%	16.8%	16.4%
Age-Adjusted	15.4%	17.5%	17.6%



Physical Inactivity

Dyersville has a crude rate of 23.2% for no leisure-time physical activity among adults aged >=18 years, which ranks 194th out of 958 Iowa communities (28th out of 102 mid-sized communities). The age-adjusted rate for Dyersville is 21.6%, which ranks 143rd out of 905 Iowa communities (26th out of 102 mid-sized communities).

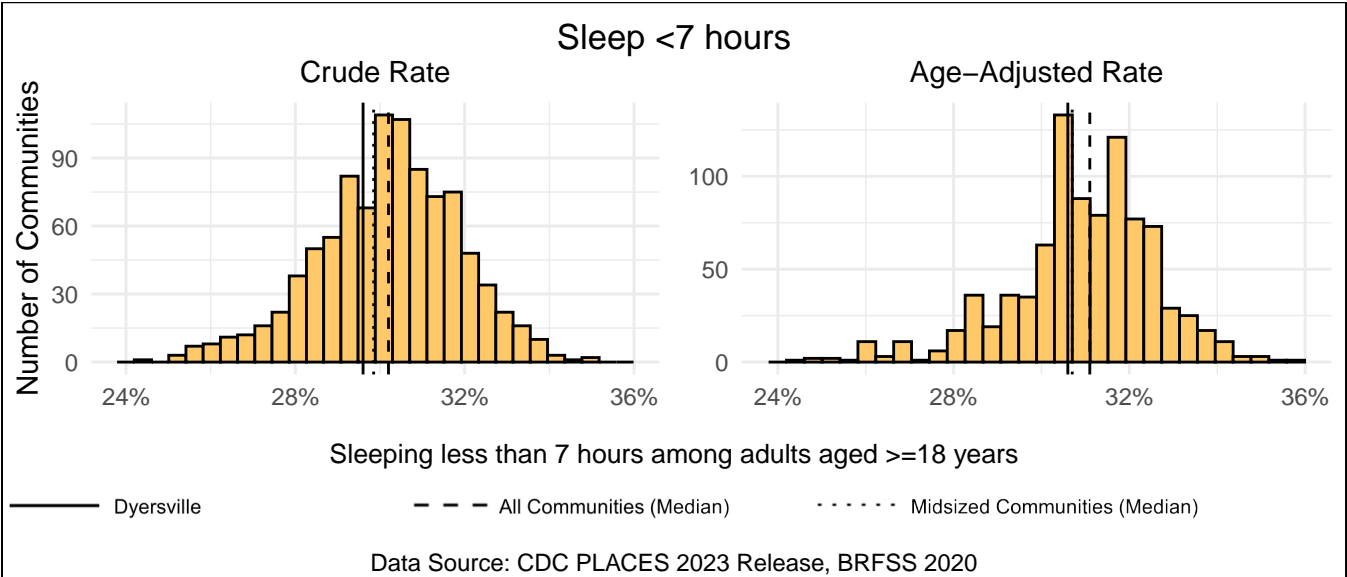
Measure Type	Dyersville	All Comm.	Mid-sized Comm.
Crude	23.2%	26.1%	26.6%
Age-Adjusted	21.6%	24.3%	24.7%



Sleep <7 hours

Dyersville has a crude rate of 29.6% for sleeping less than 7 hours among adults aged ≥ 18 years, which ranks 314th out of 958 Iowa communities (49th out of 102 mid-sized communities). The age-adjusted rate for Dyersville is 30.6%, which ranks 330th out of 905 Iowa communities (46th out of 102 mid-sized communities).

Measure Type	Dyersville	All Comm.	Midsized Comm.
Crude	29.6%	30.2%	29.8%
Age-Adjusted	30.6%	31.1%	30.7%



Health Outcomes

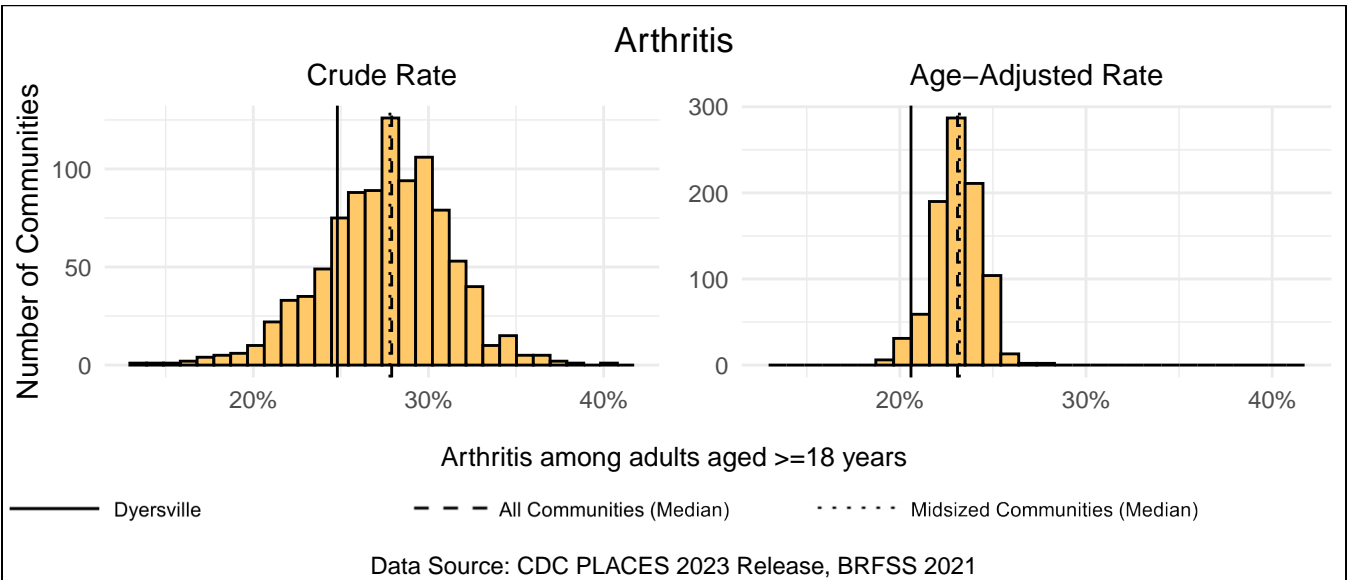
This section includes measures about specific health outcomes such as chronic illness, mental health conditions, and risk factors for future disease. Health outcome measures include but are not limited to arthritis, high blood pressure, cancer, depression, and obesity. Each measure is the percentage of respondents reporting receiving the diagnosis by a doctor, nurse, or other health professional. The link below includes more information about each variable.

<https://www.cdc.gov/places/measure-definitions/health-outcomes/index.html>

Arthritis

Dyersville has a crude rate of 24.8% for arthritis among adults aged ≥ 18 years, which ranks 192nd out of 958 Iowa communities (29th out of 102 midsize communities). The age-adjusted rate for Dyersville is 20.6%, which ranks 32nd out of 905 Iowa communities (7th out of 102 midsize communities).

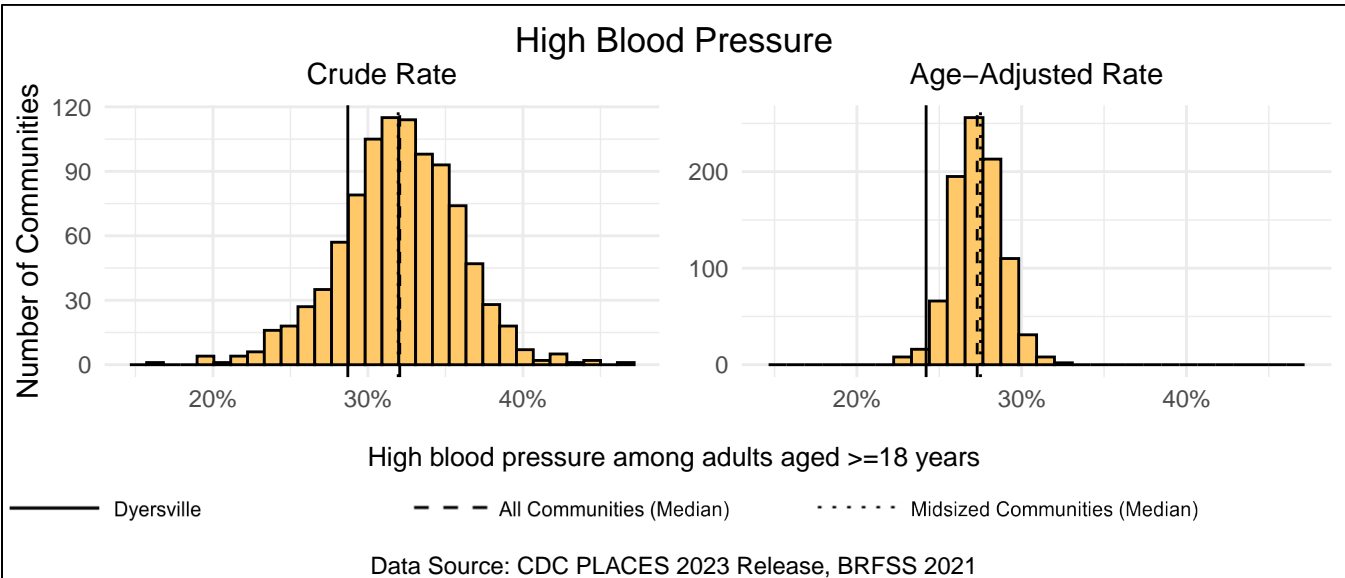
Measure Type	Dyersville	All Comm.	Midsized Comm.
Crude	24.8%	27.9%	27.8%
Age-Adjusted	20.6%	23.1%	23.2%



High Blood Pressure

Dyersville has a crude rate of 28.7% for high blood pressure among adults aged ≥ 18 years, which ranks 161st out of 958 Iowa communities (26th out of 102 mid-sized communities). The age-adjusted rate for Dyersville is 24.2%, which ranks 19th out of 905 Iowa communities (4th out of 102 mid-sized communities).

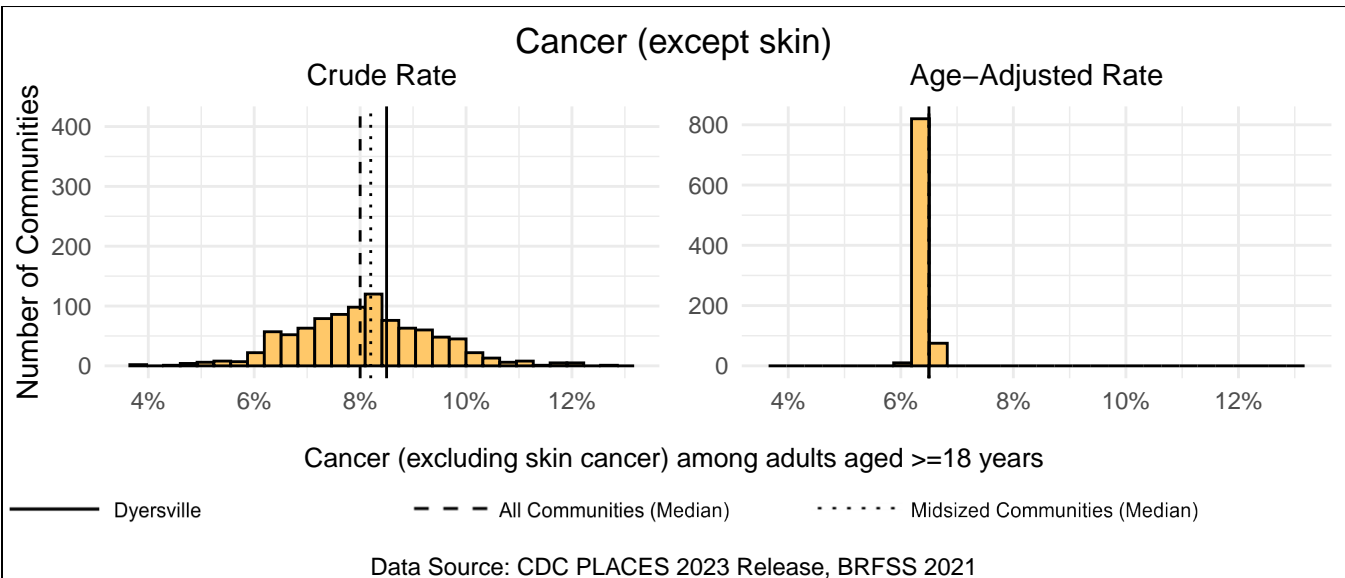
Measure Type	Dyersville	All Comm.	Midsized Comm.
Crude	28.7%	32.0%	32.0%
Age-Adjusted	24.2%	27.3%	27.5%



Cancer (except skin)

Dyersville has a crude rate of 8.5% for cancer (excluding skin cancer) among adults aged ≥ 18 years, which ranks 606th out of 958 Iowa communities (63rd out of 102 mid-sized communities). The age-adjusted rate for Dyersville is 6.5%, which ranks 418th out of 905 Iowa communities (41st out of 102 mid-sized communities).

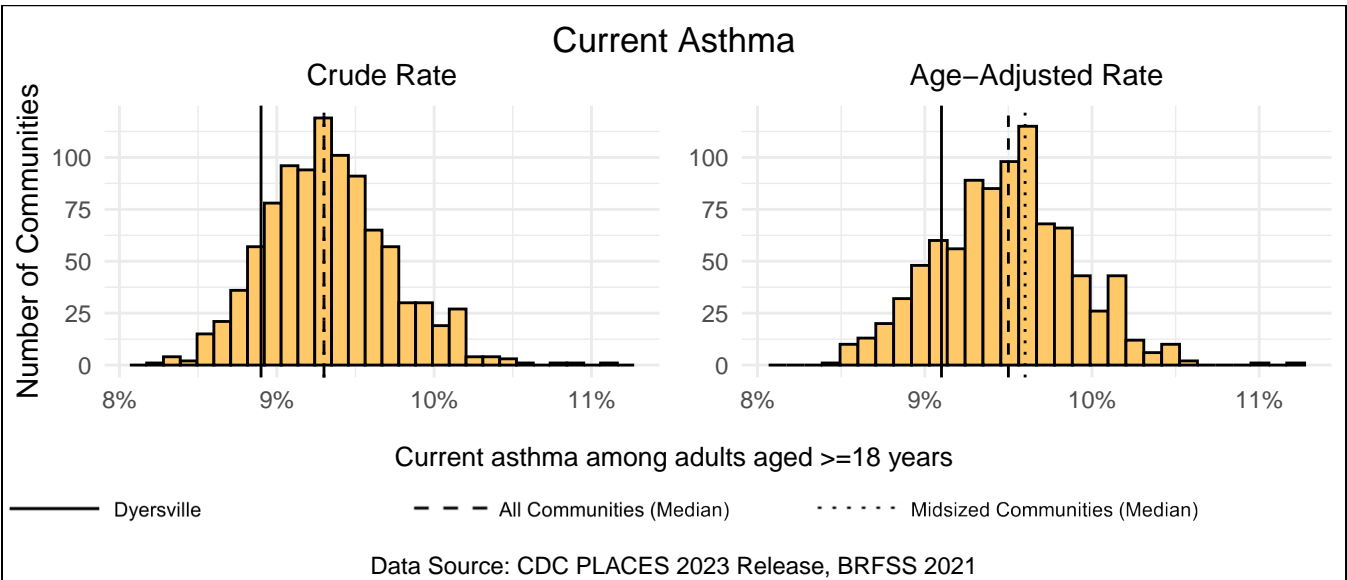
Measure Type	Dyersville	All Comm.	Midsized Comm.
Crude	8.5%	8.0%	8.2%
Age-Adjusted	6.5%	6.5%	6.5%



Current Asthma

Dyersville has a crude rate of 8.9% for current asthma among adults aged ≥ 18 years, which ranks 80th out of 958 Iowa communities (9th out of 102 mid-sized communities). The age-adjusted rate for Dyersville is 9.1%, which ranks 125th out of 905 Iowa communities (15th out of 102 mid-sized communities).

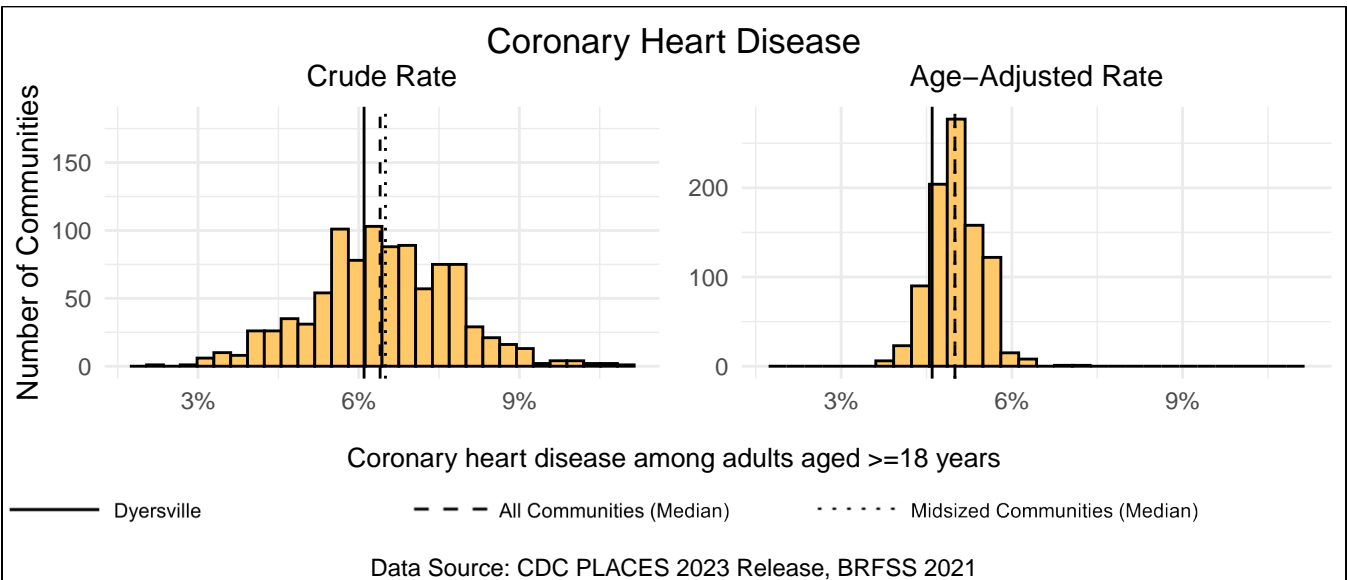
Measure Type	Dyersville	All Comm.	Mid-sized Comm.
Crude	8.9%	9.3%	9.3%
Age-Adjusted	9.1%	9.5%	9.6%



Coronary Heart Disease

Dyersville has a crude rate of 6.1% for coronary heart disease among adults aged ≥ 18 years, which ranks 353rd out of 958 Iowa communities (37th out of 102 mid-sized communities). The age-adjusted rate for Dyersville is 4.6%, which ranks 120th out of 905 Iowa communities (26th out of 102 mid-sized communities).

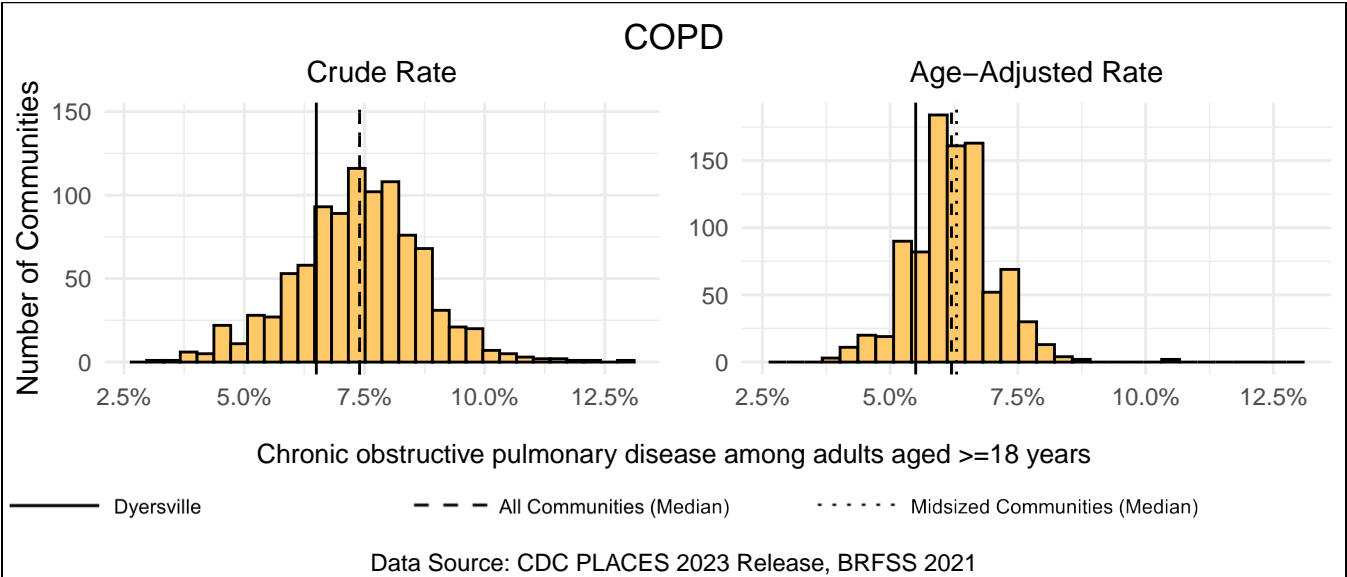
Measure Type	Dyersville	All Comm.	Mid-sized Comm.
Crude	6.1%	6.4%	6.5%
Age-Adjusted	4.6%	5.0%	5.0%



COPD

Dyersville has a crude rate of 6.5% for chronic obstructive pulmonary disease among adults aged ≥ 18 years, which ranks 213th out of 958 Iowa communities (30th out of 102 mid-sized communities). The age-adjusted rate for Dyersville is 5.5%, which ranks 144th out of 905 Iowa communities (24th out of 102 mid-sized communities).

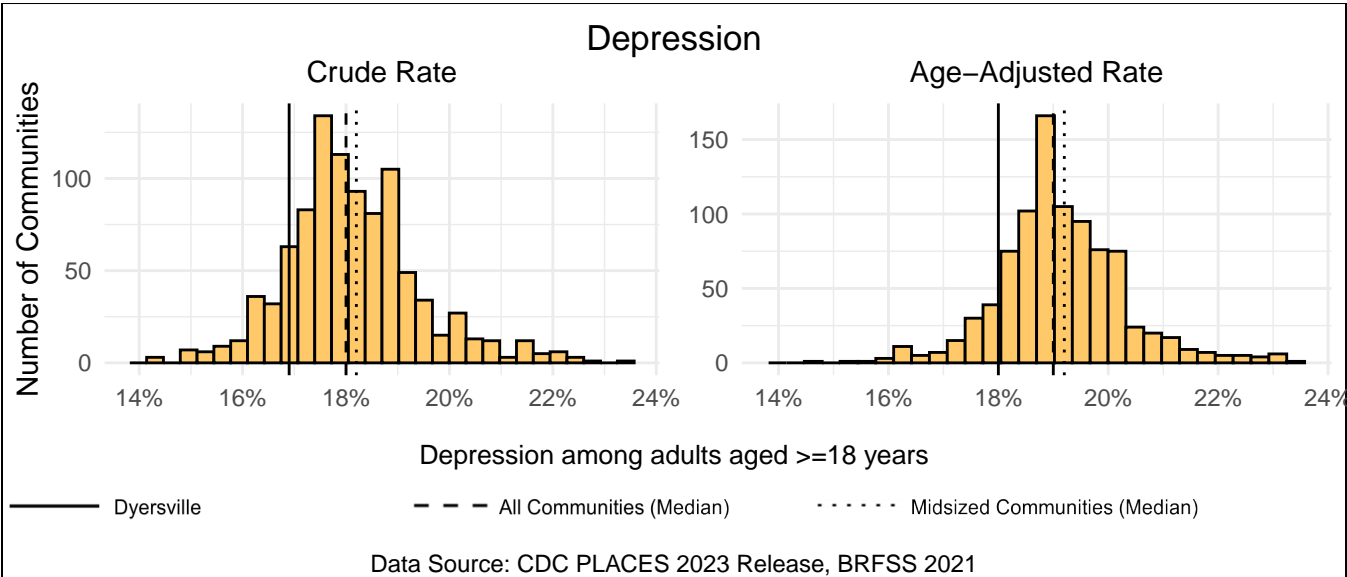
Measure Type	Dyersville	All Comm.	Mid-sized Comm.
Crude	6.5%	7.4%	7.4%
Age-Adjusted	5.5%	6.2%	6.3%



Depression

Dyersville has a crude rate of 16.9% for depression among adults aged ≥ 18 years, which ranks 122nd out of 958 Iowa communities (7th out of 102 mid-sized communities). The age-adjusted rate for Dyersville is 18.0%, which ranks 95th out of 905 Iowa communities (13th out of 102 mid-sized communities).

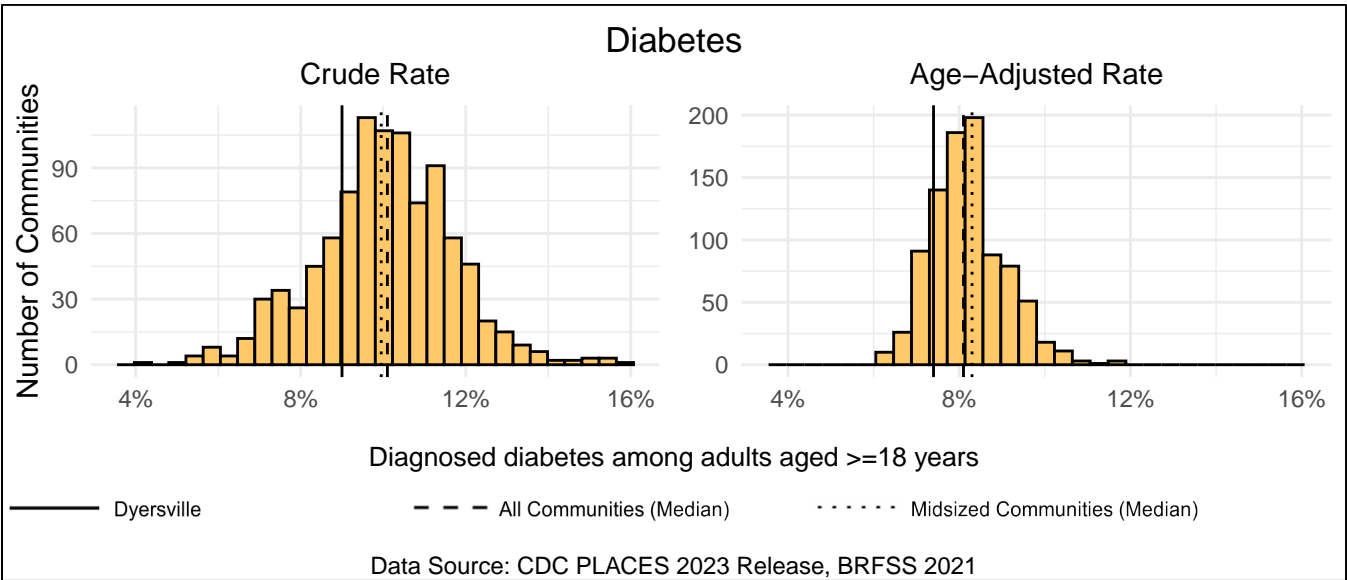
Measure Type	Dyersville	All Comm.	Mid-sized Comm.
Crude	16.9%	18.0%	18.2%
Age-Adjusted	18.0%	19.0%	19.2%



Diabetes

Dyersville has a crude rate of 9.0% for diagnosed diabetes among adults aged ≥ 18 years, which ranks 224th out of 958 Iowa communities (30th out of 102 mid-sized communities). The age-adjusted rate for Dyersville is 7.4%, which ranks 128th out of 905 Iowa communities (25th out of 102 mid-sized communities).

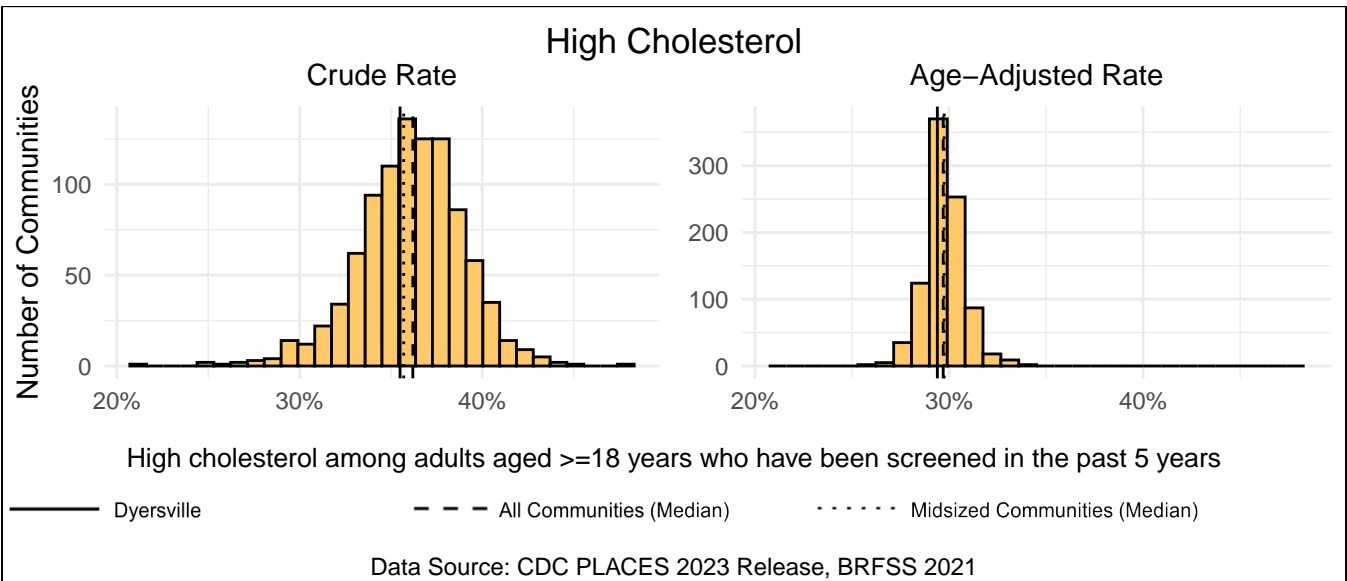
Measure Type	Dyersville	All Comm.	Midsized Comm.
Crude	9.0%	10.1%	9.9%
Age-Adjusted	7.4%	8.1%	8.3%



High Cholesterol

Dyersville has a crude rate of 35.5% for high cholesterol among adults aged ≥ 18 years who have been screened in the past 5 years, which ranks 362nd out of 958 Iowa communities (44th out of 102 mid-sized communities). The age-adjusted rate for Dyersville is 29.4%, which ranks 301st out of 905 Iowa communities (32nd out of 102 mid-sized communities).

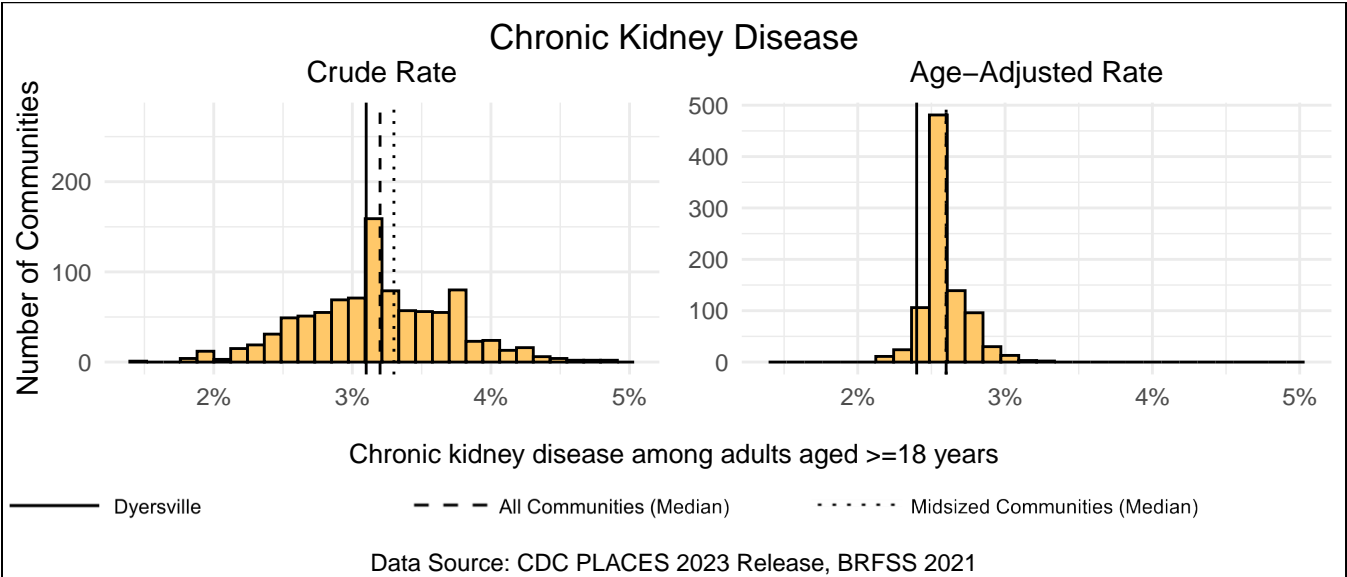
Measure Type	Dyersville	All Comm.	Midsized Comm.
Crude	35.5%	36.2%	35.7%
Age-Adjusted	29.4%	29.7%	29.8%



Chronic Kidney Disease

Dyersville has a crude rate of 3.1% for chronic kidney disease among adults aged ≥ 18 years, which ranks 381st out of 958 Iowa communities (37th out of 102 midsized communities). The age-adjusted rate for Dyersville is 2.4%, which ranks 36th out of 905 Iowa communities (9th out of 102 midsized communities).

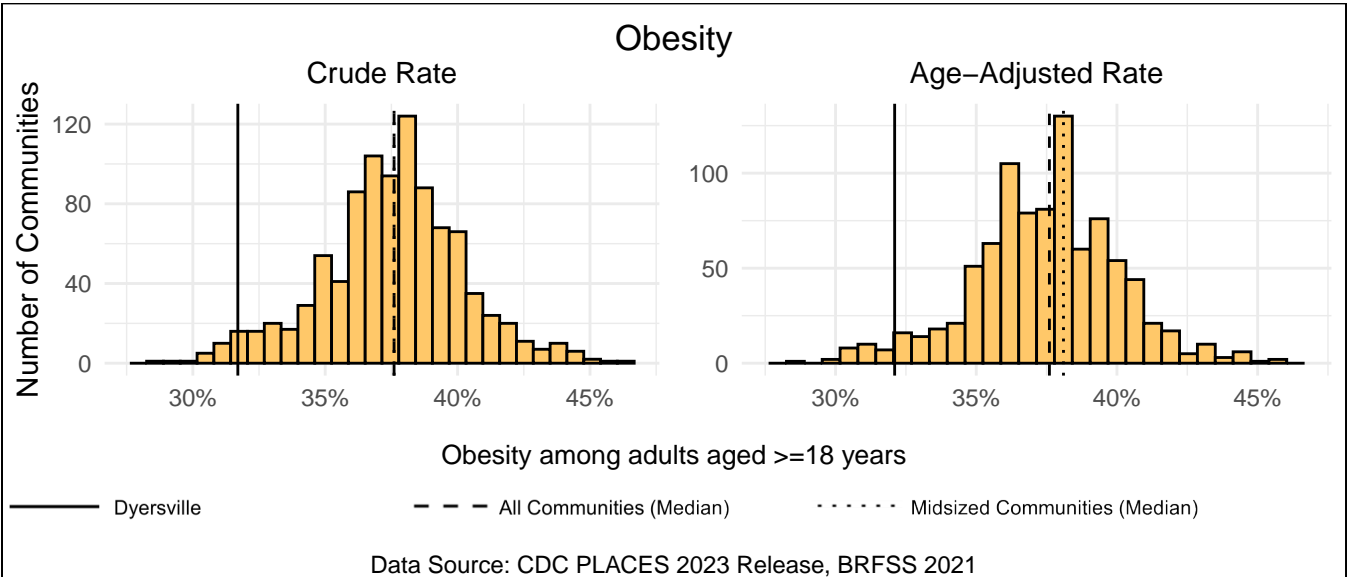
Measure Type	Dyersville	All Comm.	Midsized Comm.
Crude	3.1%	3.2%	3.3%
Age-Adjusted	2.4%	2.6%	2.6%



Obesity

Dyersville has a crude rate of 31.7% for obesity among adults aged ≥ 18 years, which ranks 23rd out of 958 Iowa communities (7th out of 102 midsized communities). The age-adjusted rate for Dyersville is 32.1%, which ranks 29th out of 905 Iowa communities (6th out of 102 midsized communities).

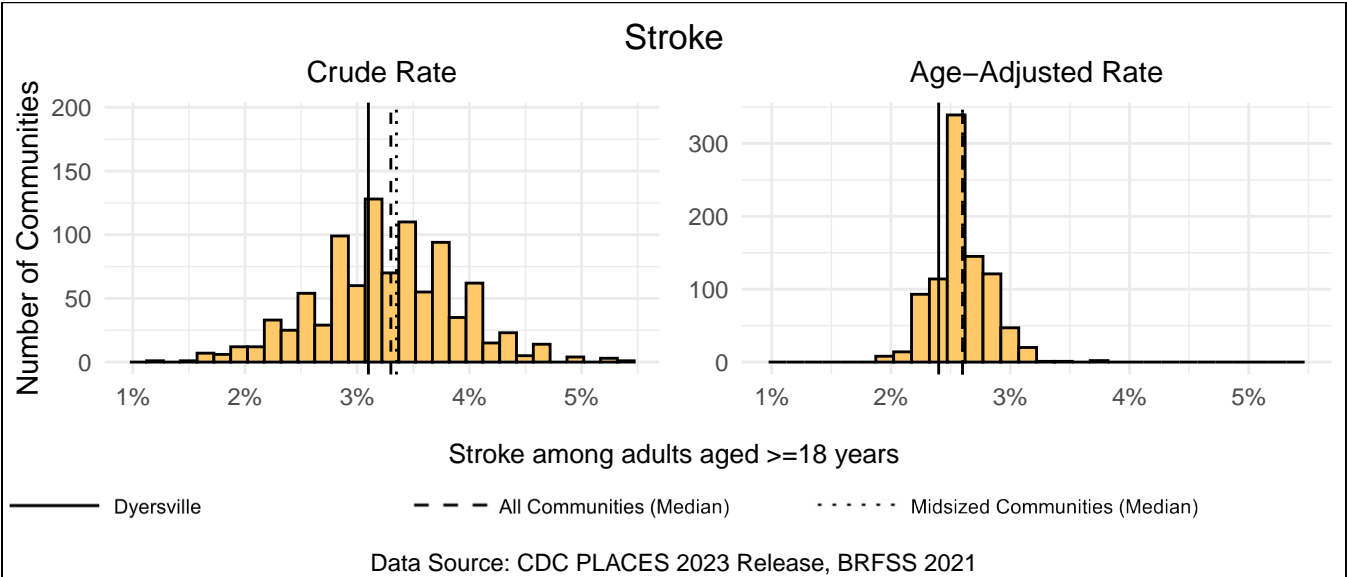
Measure Type	Dyersville	All Comm.	Midsized Comm.
Crude	31.7%	37.6%	37.6%
Age-Adjusted	32.1%	37.6%	38.1%



Stroke

Dyersville has a crude rate of 3.1% for stroke among adults aged ≥ 18 years, which ranks 340th out of 958 Iowa communities (34th out of 102 mid-sized communities). The age-adjusted rate for Dyersville is 2.4%, which ranks 116th out of 905 Iowa communities (24th out of 102 mid-sized communities).

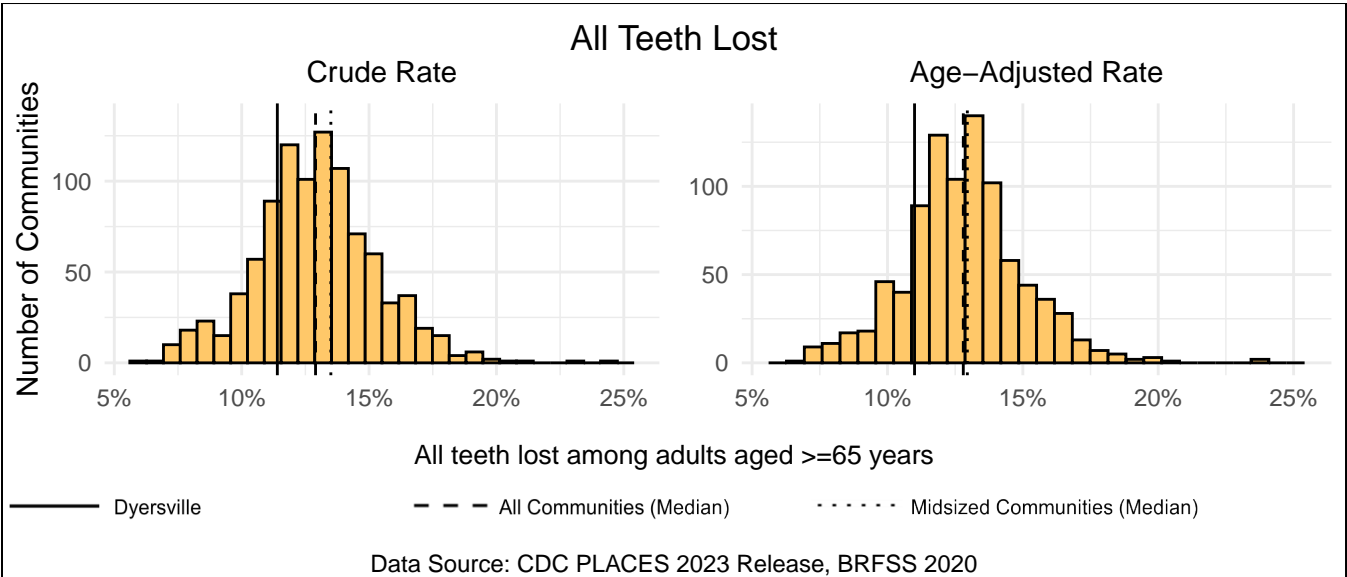
Measure Type	Dyersville	All Comm.	Mid-sized Comm.
Crude	3.1%	3.3%	3.3%
Age-Adjusted	2.4%	2.6%	2.6%



All Teeth Lost

Dyersville has a crude rate of 11.4% for all teeth lost among adults aged ≥ 65 years, which ranks 224th out of 958 Iowa communities (30th out of 102 mid-sized communities). The age-adjusted rate for Dyersville is 11.0%, which ranks 151st out of 905 Iowa communities (30th out of 102 mid-sized communities).

Measure Type	Dyersville	All Comm.	Mid-sized Comm.
Crude	11.4%	12.9%	13.5%
Age-Adjusted	11.0%	12.8%	12.9%



Prevention

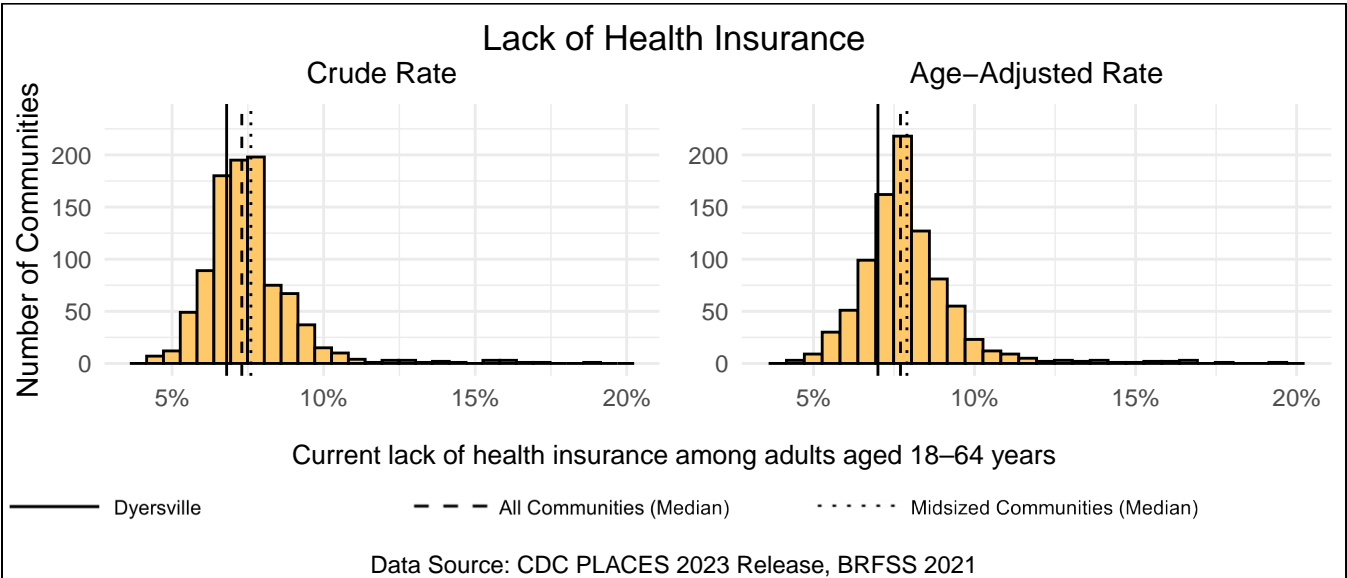
Preventive measures are another practical intervention point for public health professionals as they allow for the early detection of health conditions and improve overall treatment efficacy. This section includes a review of your community’s prevention measures, including preventive screenings and doctor visits. Besides the measure for lack of health insurance, all measures in this section are positive, where a higher rate is a strength for your community. The link below includes more information about each variable.

<https://www.cdc.gov/places/measure-definitions/prevention/index.html>

Lack of Health Insurance

Dyersville has a crude rate of 6.8% for current lack of health insurance among adults aged 18–64 years, which ranks 255th out of 958 Iowa communities (34th out of 102 midsize communities). The age-adjusted rate for Dyersville is 7.0%, which ranks 193rd out of 905 Iowa communities (32nd out of 102 midsize communities).

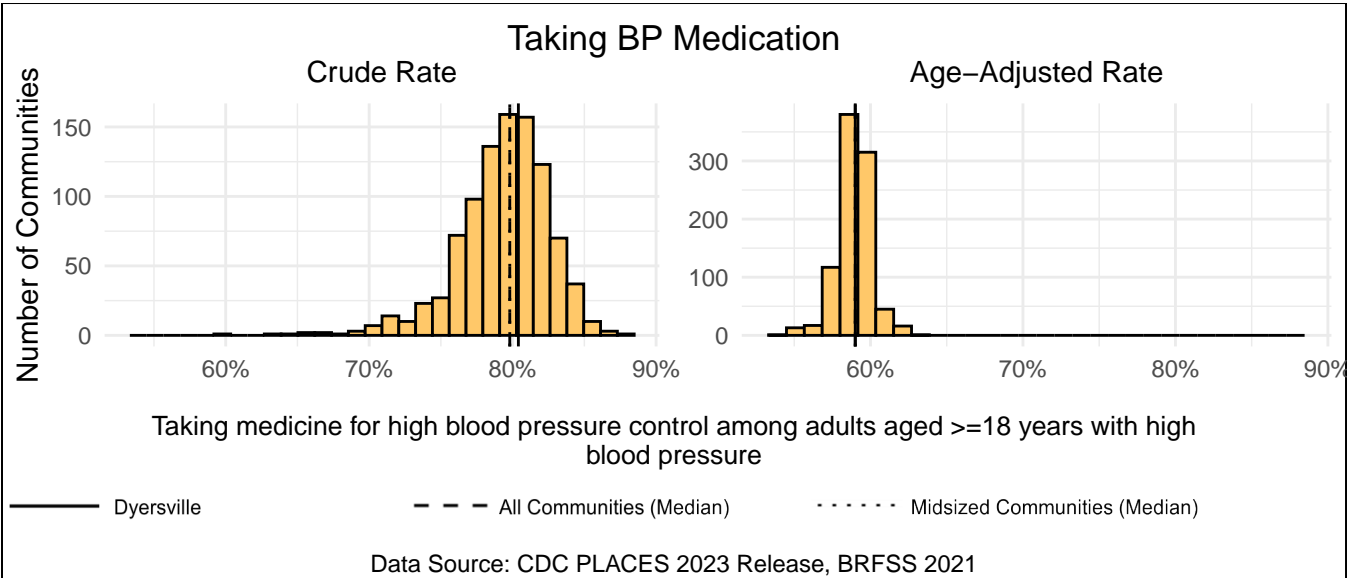
Measure Type	Dyersville	All Comm.	Midsized Comm.
Crude	6.8%	7.3%	7.6%
Age-Adjusted	7.0%	7.7%	7.9%



Taking BP Medication

Dyersville has a crude rate of 80.4% for taking medicine for high blood pressure control among adults aged >=18 years with high blood pressure, which ranks 370th out of 958 Iowa communities (36th out of 102 mid-sized communities). The age-adjusted rate for Dyersville is 59.0%, which ranks 415th out of 905 Iowa communities (50th out of 102 mid-sized communities).

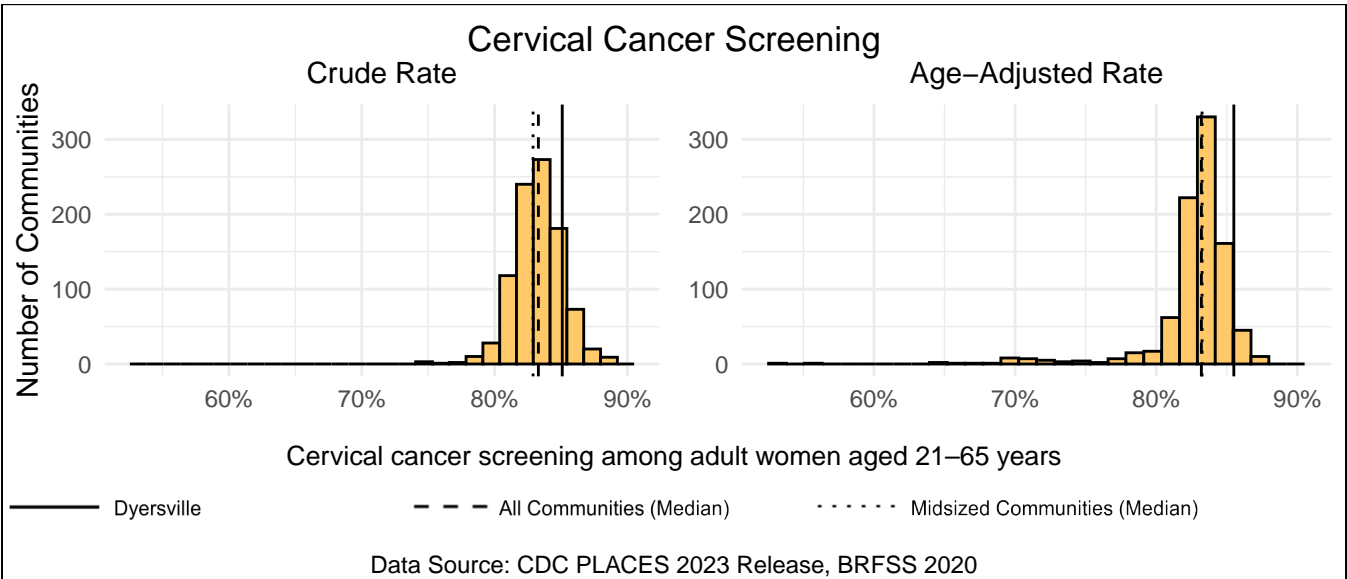
Measure Type	Dyersville	All Comm.	Midsized Comm.
Crude	80.4%	79.8%	79.8%
Age-Adjusted	59.0%	59.0%	59.0%



Cervical Cancer Screening

Dyersville has a crude rate of 85.1% for cervical cancer screening among adult women aged 21–65 years, which ranks 133rd out of 958 Iowa communities (17th out of 102 mid-sized communities). The age-adjusted rate for Dyersville is 85.5%, which ranks 46th out of 905 Iowa communities (12th out of 102 mid-sized communities).

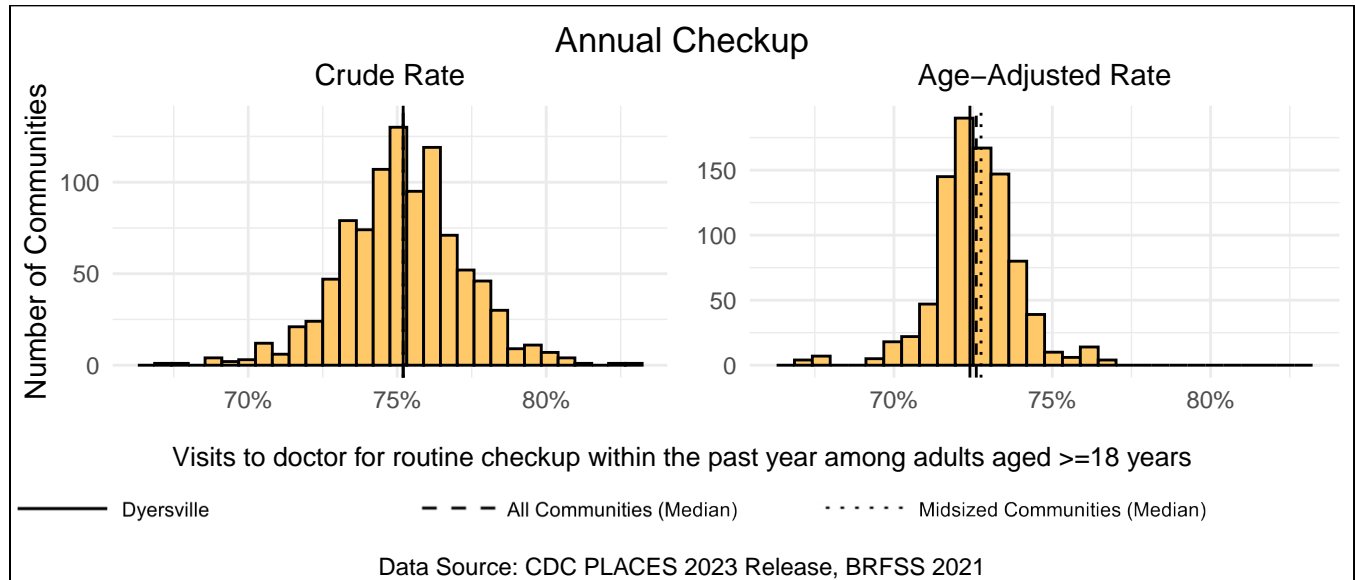
Measure Type	Dyersville	All Comm.	Midsized Comm.
Crude	85.1%	83.3%	82.9%
Age-Adjusted	85.5%	83.2%	83.2%



Annual Checkup

Dyersville has a crude rate of 75.2% for visits to doctor for routine checkup within the past year among adults aged ≥ 18 years, which ranks 473rd out of 958 Iowa communities (51st out of 102 midsize communities). The age-adjusted rate for Dyersville is 72.4%, which ranks 498th out of 905 Iowa communities (62nd out of 102 midsize communities).

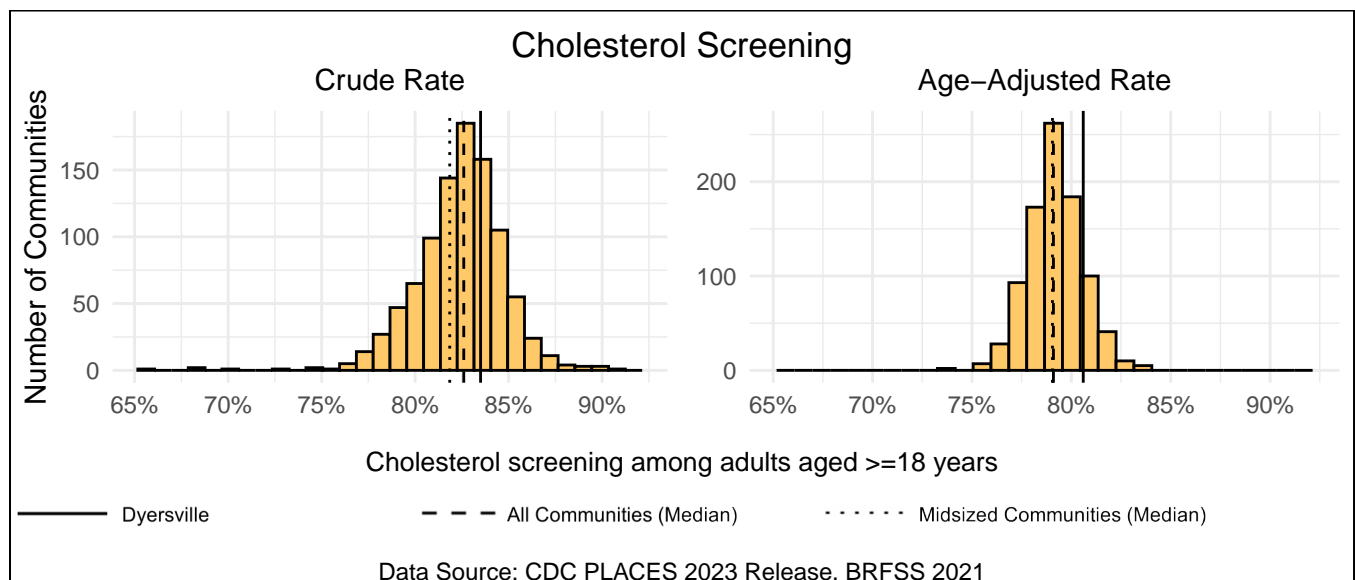
Measure Type	Dyersville	All Comm.	Midsized Comm.
Crude	75.2%	75.2%	75.2%
Age-Adjusted	72.4%	72.6%	72.8%



Cholesterol Screening

Dyersville has a crude rate of 83.5% for cholesterol screening among adults aged ≥ 18 years, which ranks 298th out of 958 Iowa communities (23rd out of 102 midsize communities). The age-adjusted rate for Dyersville is 80.6%, which ranks 124th out of 905 Iowa communities (25th out of 102 midsize communities).

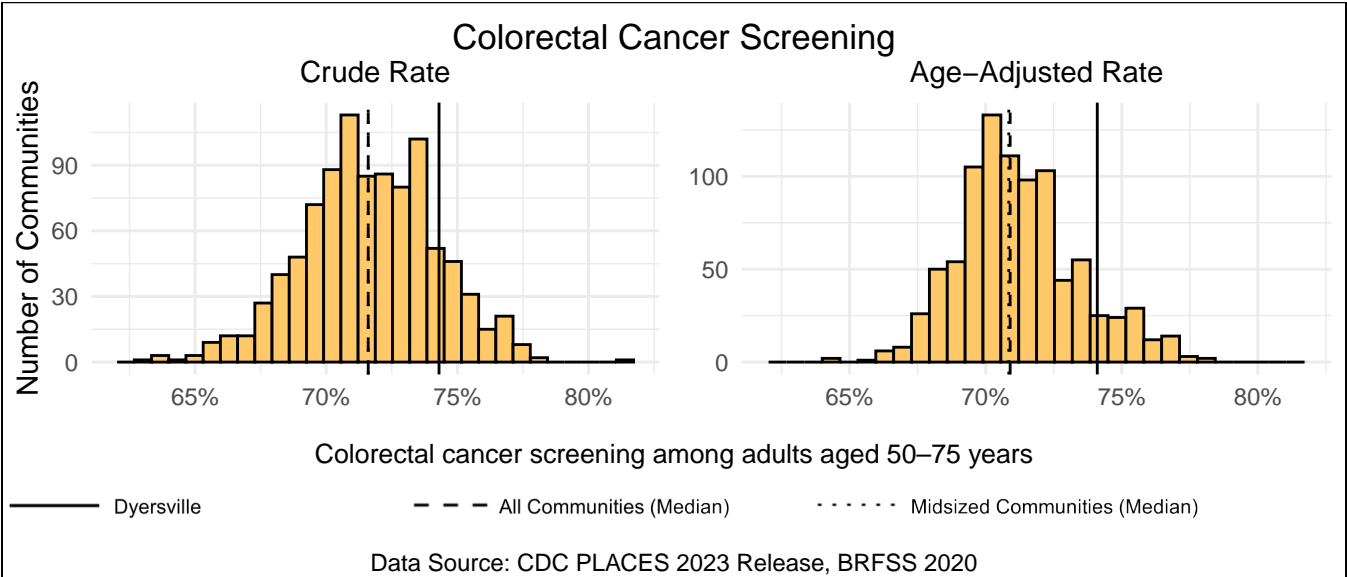
Measure Type	Dyersville	All Comm.	Midsized Comm.
Crude	83.5%	82.6%	81.8%
Age-Adjusted	80.6%	79.1%	79.0%



Colorectal Cancer Screening

Dyersville has a crude rate of 74.3% for colorectal cancer screening among adults aged 50–75 years, which ranks 136th out of 958 Iowa communities (18th out of 102 mid-sized communities). The age-adjusted rate for Dyersville is 74.1%, which ranks 95th out of 905 Iowa communities (22nd out of 102 mid-sized communities).

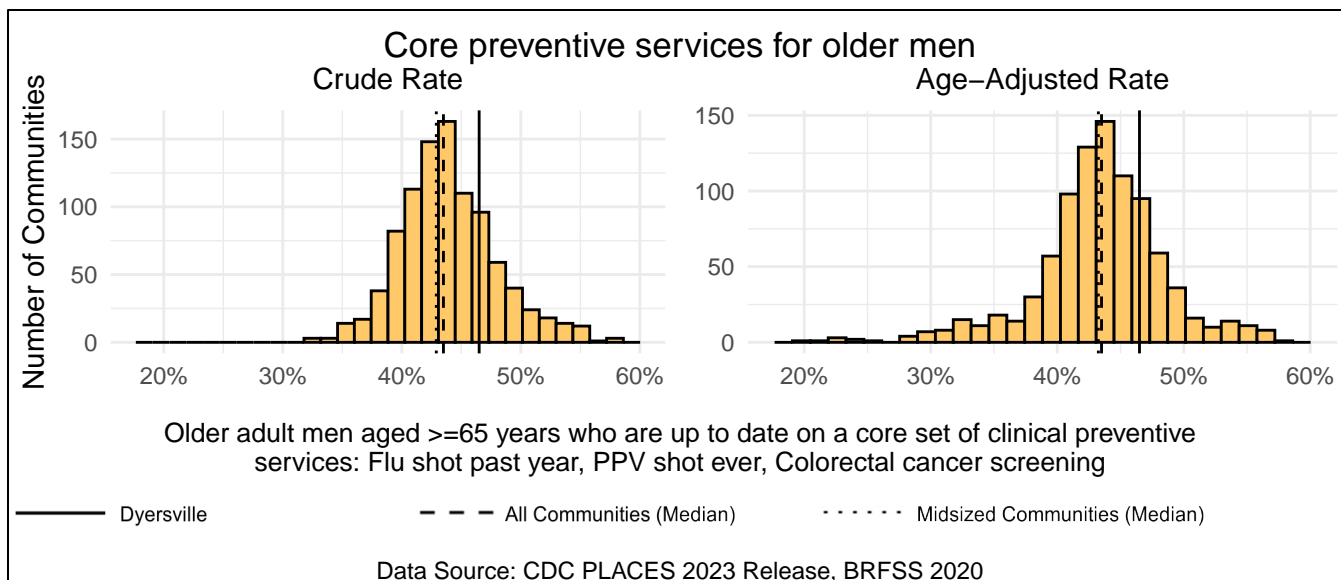
Measure Type	Dyersville	All Comm.	Midsized Comm.
Crude	74.3%	71.6%	71.6%
Age-Adjusted	74.1%	70.9%	70.8%



Core preventive services for older men

Dyersville has a crude rate of 46.5% for older adult men aged ≥65 years who are up to date on a core set of clinical preventive services: flu shot past year, ppv shot ever, colorectal cancer screening, which ranks 220th out of 958 Iowa communities (24th out of 102 mid-sized communities). The age-adjusted rate for Dyersville is 46.5%, which ranks 210th out of 905 Iowa communities (25th out of 102 mid-sized communities).

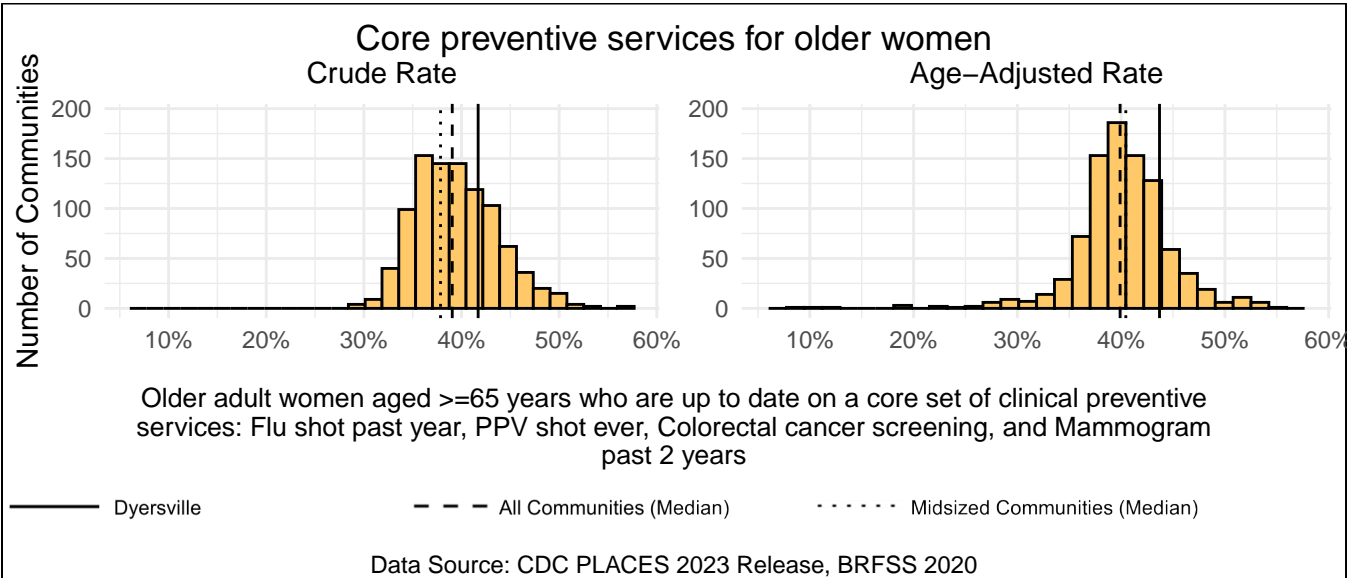
Measure Type	Dyersville	All Comm.	Midsized Comm.
Crude	46.5%	43.5%	42.9%
Age-Adjusted	46.5%	43.5%	43.2%



Core preventive services for older women

Dyersville has a crude rate of 41.7% for older adult women aged ≥ 65 years who are up to date on a core set of clinical preventive services: flu shot past year, ppv shot ever, colorectal cancer screening, and mammogram past 2 years, which ranks 271st out of 958 Iowa communities (23rd out of 102 mid-sized communities). The age-adjusted rate for Dyersville is 43.7%, which ranks 150th out of 905 Iowa communities (24th out of 102 mid-sized communities).

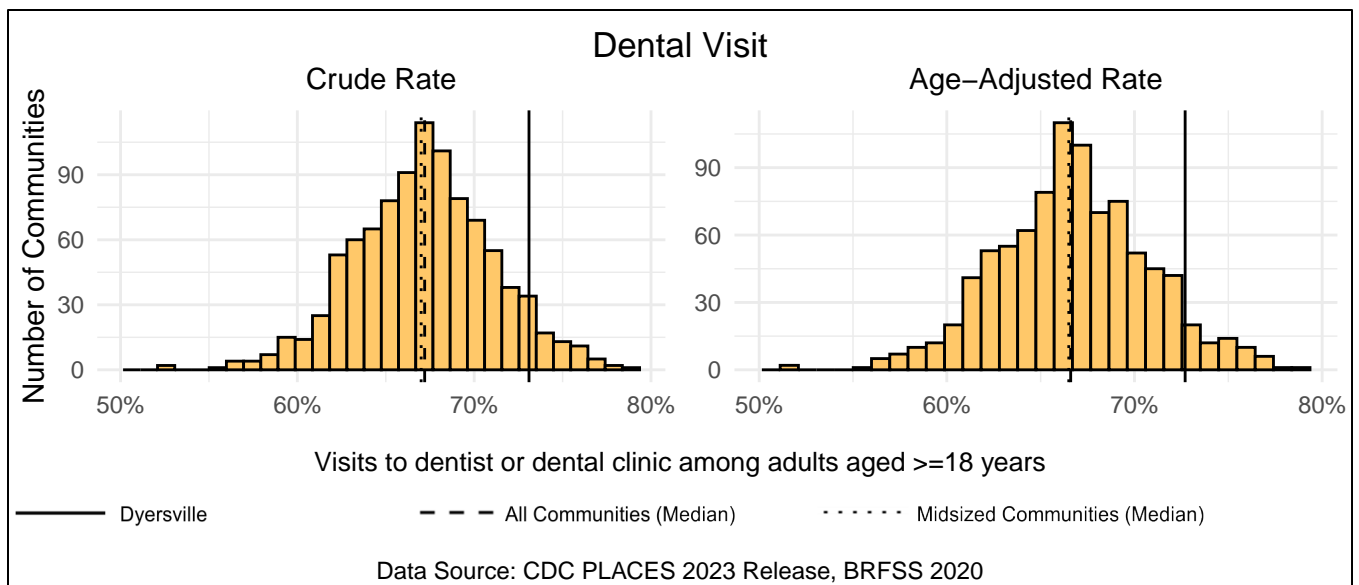
Measure Type	Dyersville	All Comm.	Midsized Comm.
Crude	41.7%	39.0%	37.8%
Age-Adjusted	43.7%	39.9%	40.4%



Dental Visit

Dyersville has a crude rate of 73.1% for visits to dentist or dental clinic among adults aged ≥ 18 years, which ranks 64th out of 958 Iowa communities (16th out of 102 mid-sized communities). The age-adjusted rate for Dyersville is 72.7%, which ranks 61st out of 905 Iowa communities (17th out of 102 mid-sized communities).

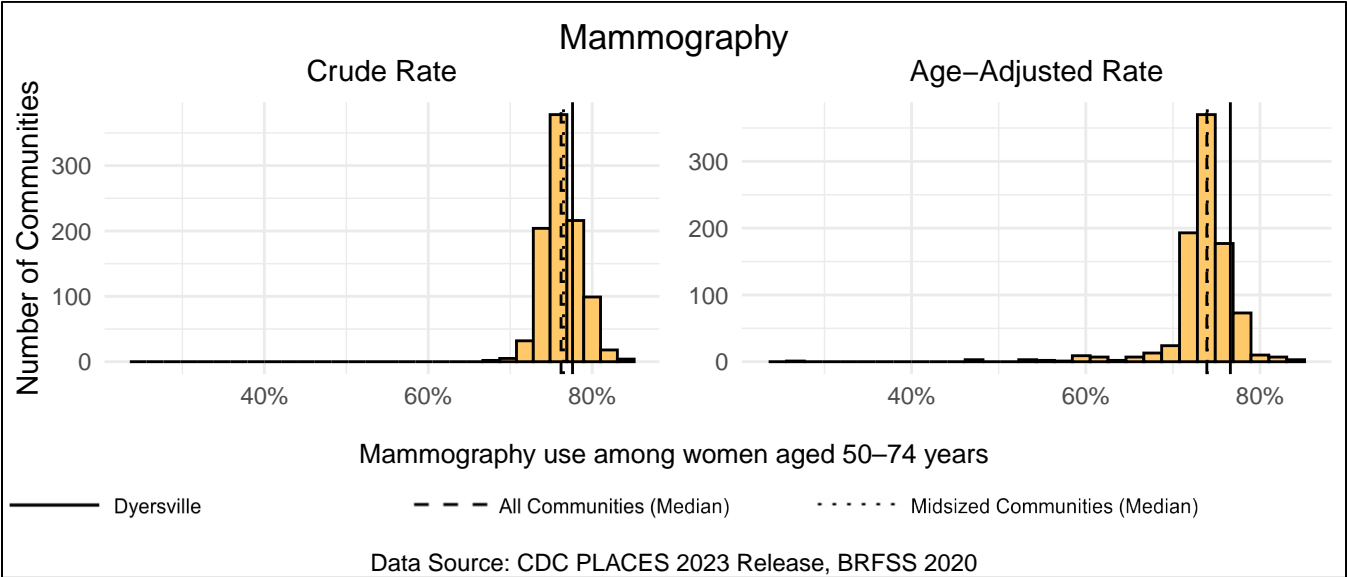
Measure Type	Dyersville	All Comm.	Midsized Comm.
Crude	73.1%	67.2%	67.0%
Age-Adjusted	72.7%	66.6%	66.5%



Mammography

Dyersville has a crude rate of 77.6% for mammography use among women aged 50–74 years, which ranks 248th out of 958 Iowa communities (32nd out of 102 midsized communities). The age-adjusted rate for Dyersville is 76.6%, which ranks 119th out of 905 Iowa communities (23rd out of 102 midsized communities).

Measure Type	Dyersville	All Comm.	Midsized Comm.
Crude	77.6%	76.2%	76.5%
Age-Adjusted	76.6%	73.9%	74.0%



Disability

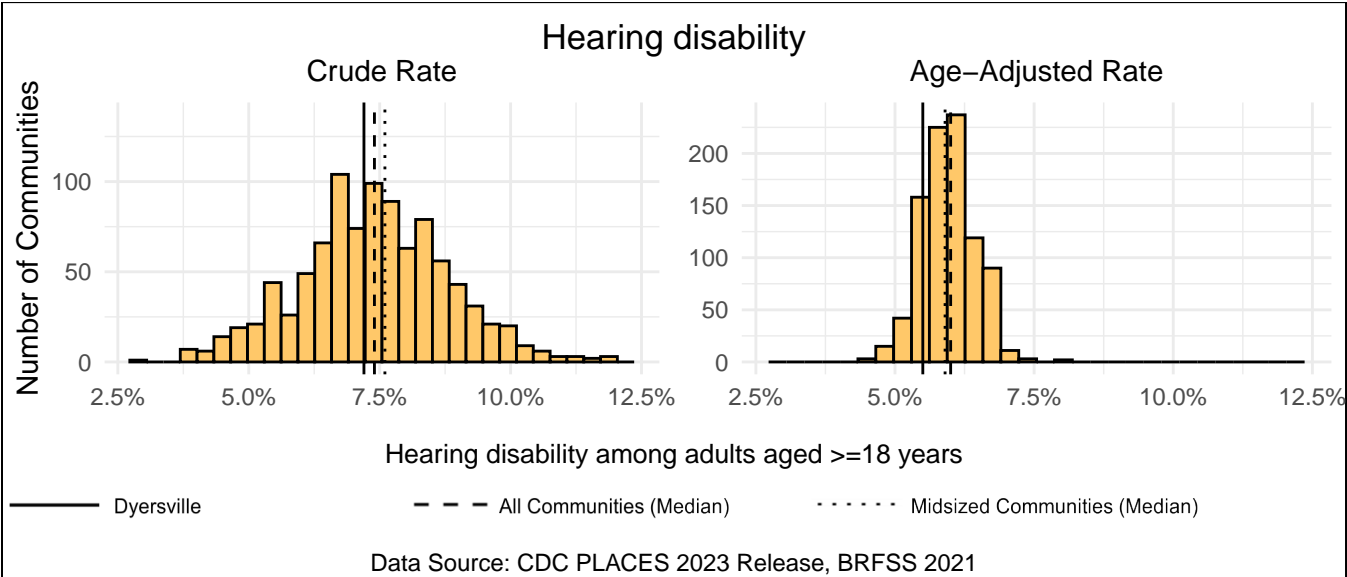
This section includes measures of physical and cognitive disabilities. Respondents were asked to report on six disabilities: hearing, vision, cognition, mobility, self-care, and independent living. The final measure reports the rate of respondents that answered yes to any of the previous six disabilities. The link below includes more information about each variable.

<https://www.cdc.gov/places/measure-definitions/unhealthy-behaviors/index.html>

Hearing disability

Dyersville has a crude rate of 7.2% for hearing disability among adults aged ≥ 18 years, which ranks 411th out of 958 Iowa communities (36th out of 102 midsize communities). The age-adjusted rate for Dyersville is 5.5%, which ranks 110th out of 905 Iowa communities (25th out of 102 midsize communities).

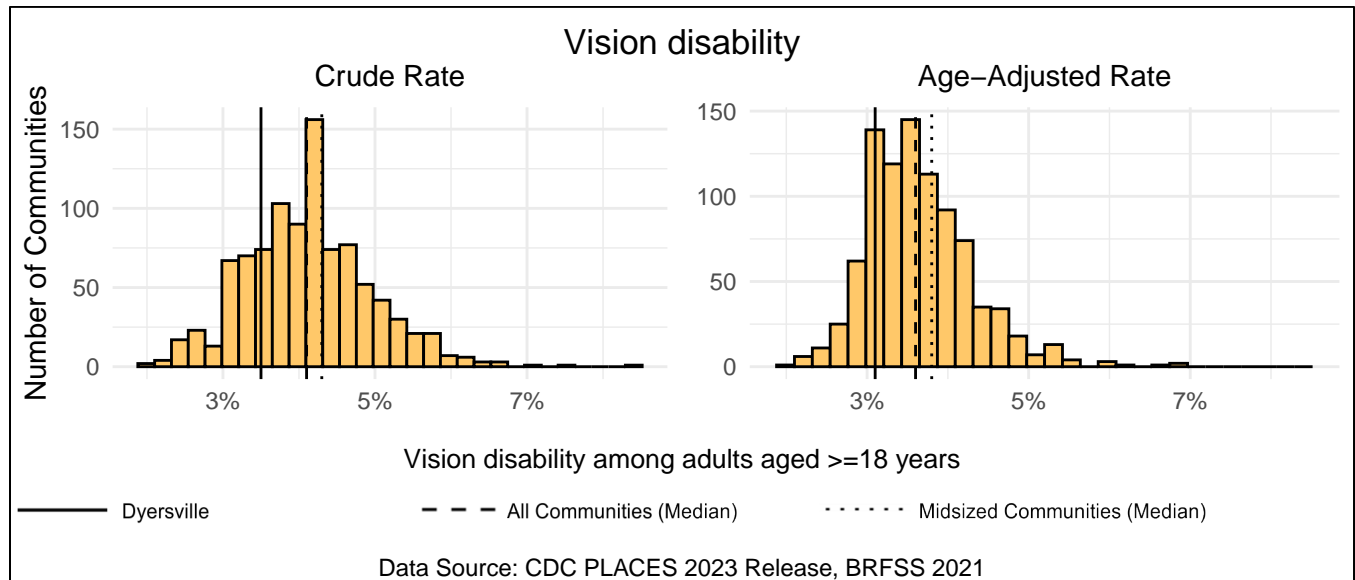
Measure Type	Dyersville	All Comm.	Midsized Comm.
Crude	7.2%	7.4%	7.6%
Age-Adjusted	5.5%	6.0%	5.9%



Vision disability

Dyersville has a crude rate of 3.5% for vision disability among adults aged ≥ 18 years, which ranks 197th out of 958 Iowa communities (26th out of 102 midsize communities). The age-adjusted rate for Dyersville is 3.1%, which ranks 135th out of 905 Iowa communities (24th out of 102 midsize communities).

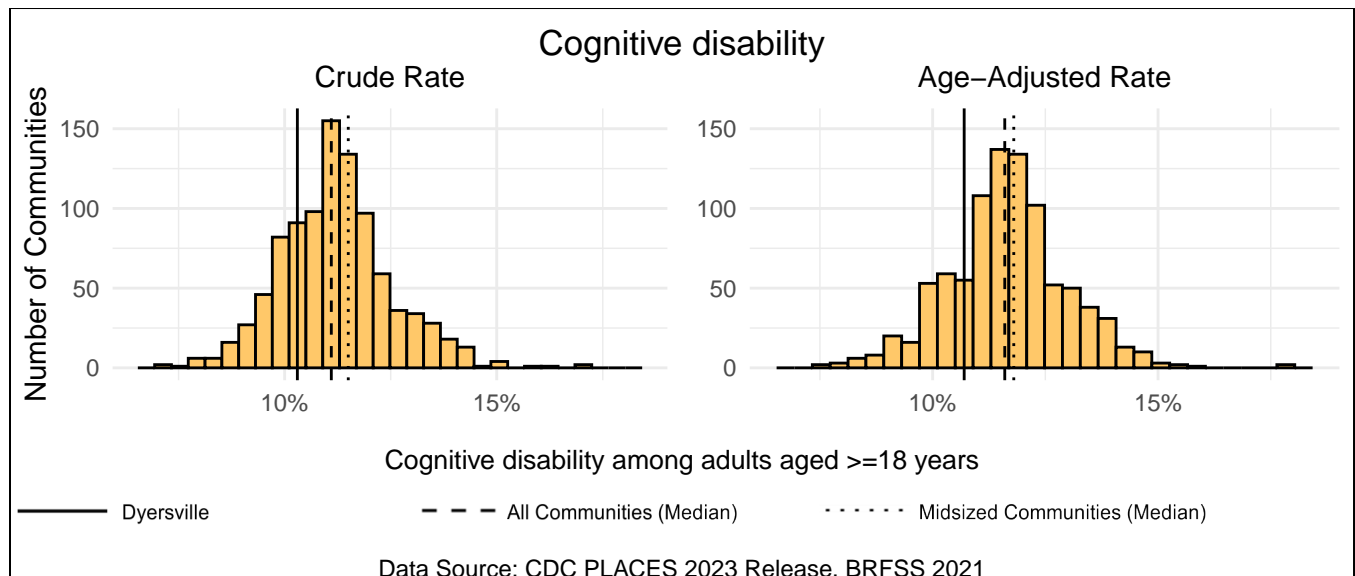
Measure Type	Dyersville	All Comm.	Midsized Comm.
Crude	3.5%	4.1%	4.3%
Age-Adjusted	3.1%	3.6%	3.8%



Cognitive disability

Dyersville has a crude rate of 10.3% for cognitive disability among adults aged ≥ 18 years, which ranks 199th out of 958 Iowa communities (27th out of 102 midsize communities). The age-adjusted rate for Dyersville is 10.7%, which ranks 189th out of 905 Iowa communities (30th out of 102 midsize communities).

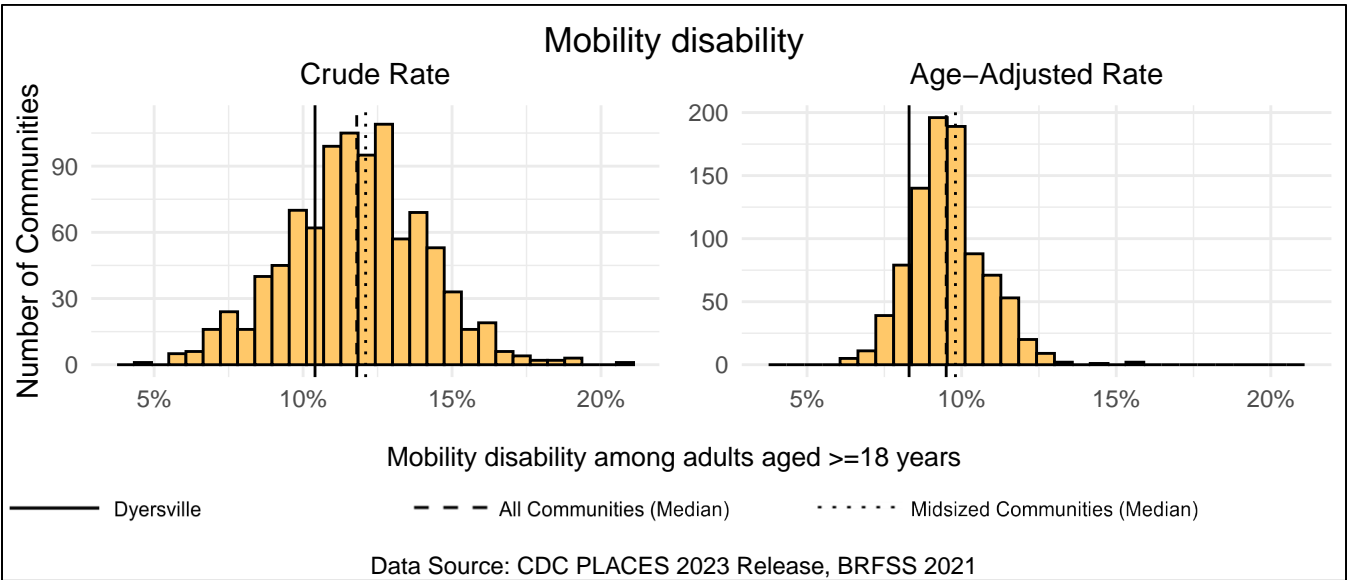
Measure Type	Dyersville	All Comm.	Midsized Comm.
Crude	10.3%	11.1%	11.5%
Age-Adjusted	10.7%	11.6%	11.8%



Mobility disability

Dyersville has a crude rate of 10.4% for mobility disability among adults aged >=18 years, which ranks 245th out of 958 Iowa communities (28th out of 102 mid-sized communities). The age-adjusted rate for Dyersville is 8.3%, which ranks 117th out of 905 Iowa communities (21st out of 102 mid-sized communities).

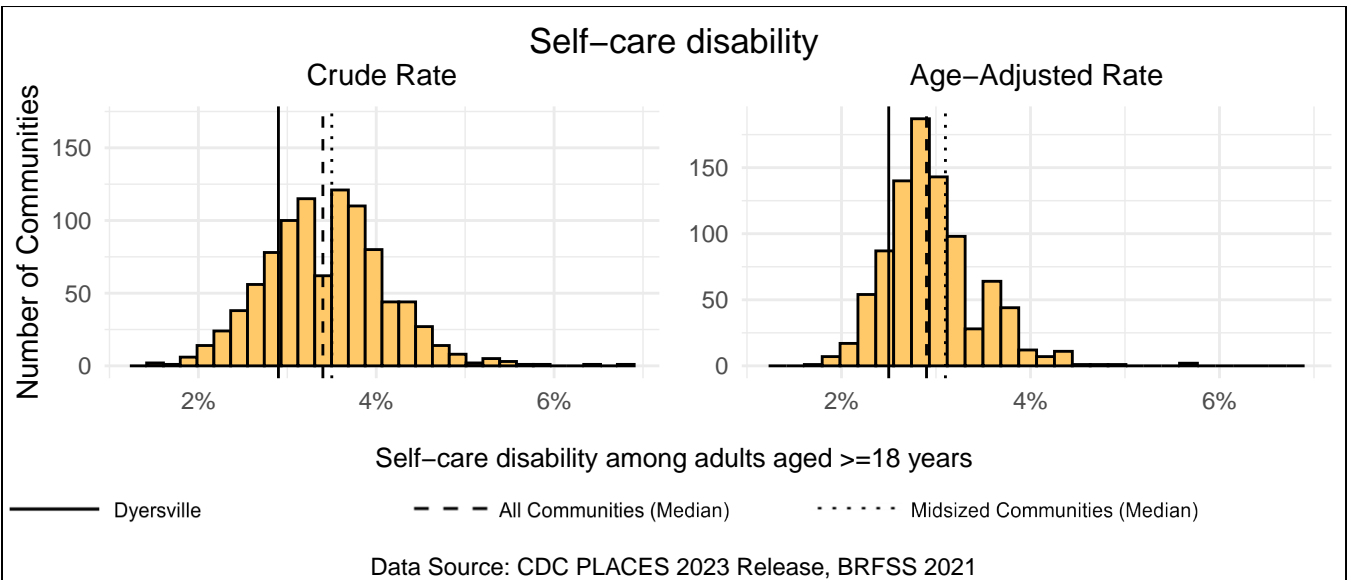
Measure Type	Dyersville	All Comm.	Midsized Comm.
Crude	10.4%	11.8%	12.1%
Age-Adjusted	8.3%	9.5%	9.8%



Self-care disability

Dyersville has a crude rate of 2.9% for self-care disability among adults aged >=18 years, which ranks 179th out of 958 Iowa communities (27th out of 102 mid-sized communities). The age-adjusted rate for Dyersville is 2.5%, which ranks 123rd out of 905 Iowa communities (23rd out of 102 mid-sized communities).

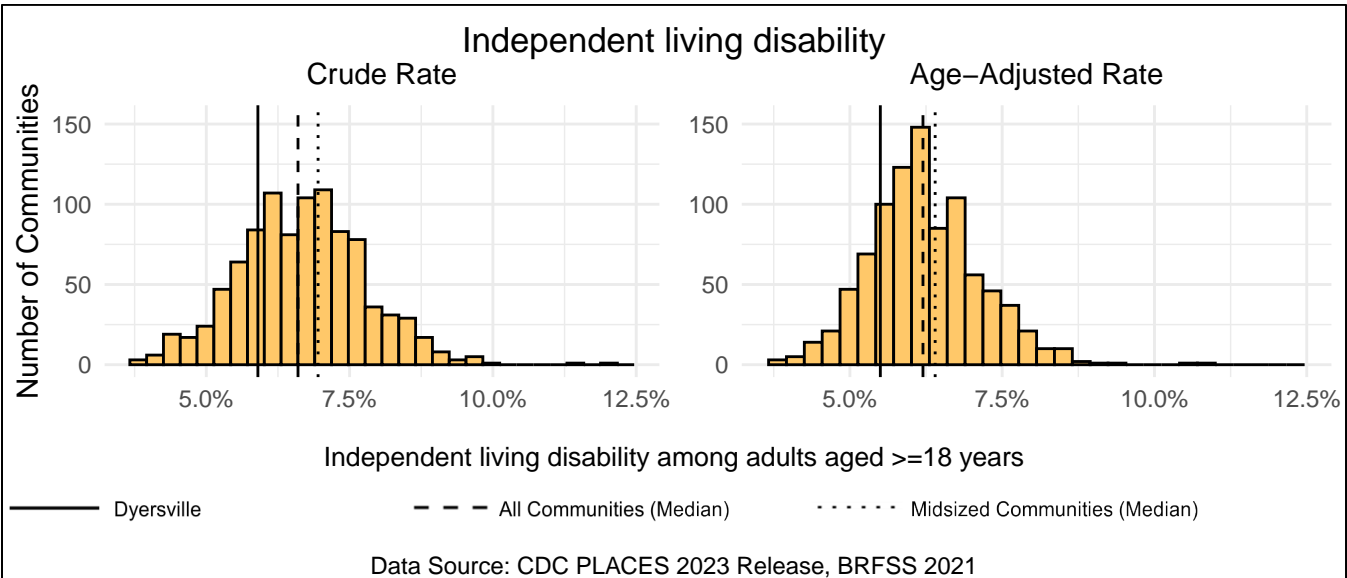
Measure Type	Dyersville	All Comm.	Midsized Comm.
Crude	2.9%	3.4%	3.5%
Age-Adjusted	2.5%	2.9%	3.1%



Independent living disability

Dyersville has a crude rate of 5.9% for independent living disability among adults aged ≥ 18 years, which ranks 203rd out of 958 Iowa communities (24th out of 102 mid-sized communities). The age-adjusted rate for Dyersville is 5.5%, which ranks 160th out of 905 Iowa communities (24th out of 102 mid-sized communities).

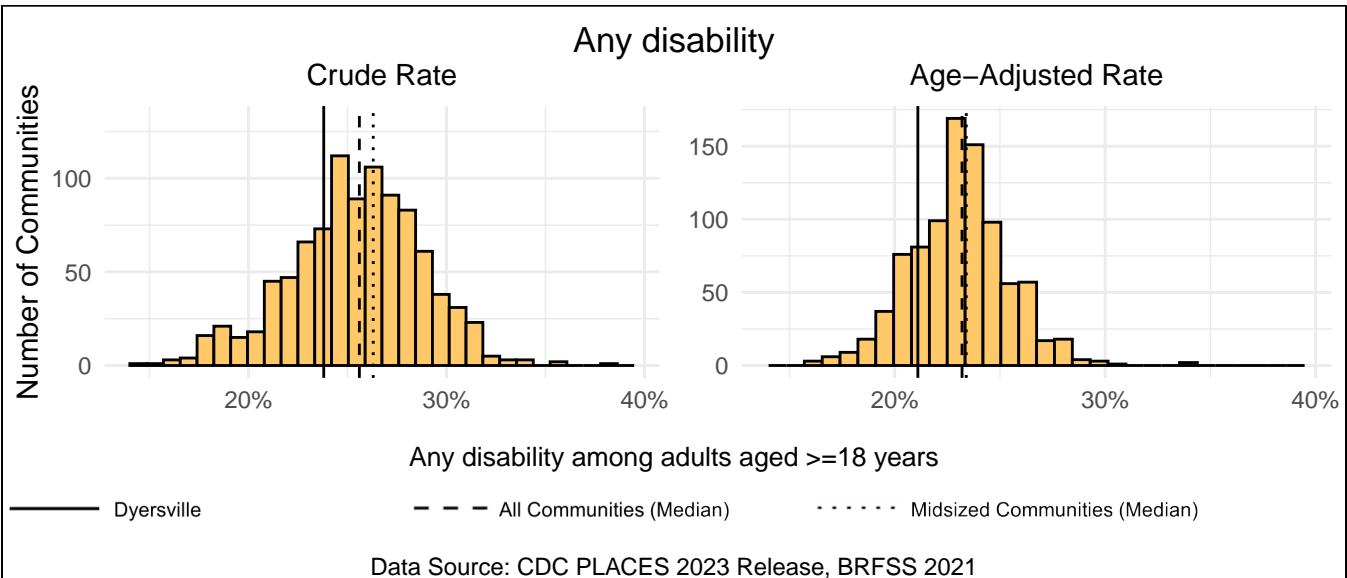
Measure Type	Dyersville	All Comm.	Midsized Comm.
Crude	5.9%	6.6%	7.0%
Age-Adjusted	5.5%	6.2%	6.4%



Any disability

Dyersville has a crude rate of 23.8% for any disability among adults aged ≥ 18 years, which ranks 268th out of 958 Iowa communities (31st out of 102 mid-sized communities). The age-adjusted rate for Dyersville is 21.1%, which ranks 166th out of 905 Iowa communities (27th out of 102 mid-sized communities).

Measure Type	Dyersville	All Comm.	Midsized Comm.
Crude	23.8%	25.6%	26.3%
Age-Adjusted	21.1%	23.2%	23.4%



Appendix 1: CDC PLACES Data

This report uses a novel dataset from the Centers for Disease Control and Prevention (CDC) called PLACES: Local Data for Better Health. The PLACES dataset uses small area estimation methods to provide estimates of health measures for counties, places, census tracts, and zip code tabulation areas. The estimates are created with a multilevel statistical modeling framework that utilizes CDC's Behavioral Risk Factor Surveillance System (BRFSS), Census population counts, and American Community Survey demographic and socioeconomic data.

Relevant links for CDC PLACES can be found below:

- [PLACES Homepage](#)
- [Measure Definitions](#)
- [Methodology](#)



Appendix 2: Dyersville PLACES Data

Category	Health Domain	Crude Rate Rank	Crude Rate (95% CI)	Age-Adj. Rate Rank	Age-Adj. Rate (95% CI)
Health Status	Mental Health	164	13.4% (11.6% - 15.4%)	140	14.6% (12.6% - 16.8%)
Health Status	Physical Health	183	9.7% (8.2% - 11.4%)	160	8.9% (7.5% - 10.3%)
Health Status	General Health	189	12.4% (10.1% - 14.9%)	150	11.2% (9.3% - 13.2%)
Health Risk Behaviors	Sleep <7 hours	314	29.6% (28.2% - 31.1%)	330	30.6% (29.0% - 32.1%)
Health Risk Behaviors	Current Smoking	117	14.5% (11.5% - 17.6%)	150	15.4% (12.3% - 18.9%)
Health Risk Behaviors	Binge Drinking	637	20.5% (17.3% - 23.9%)	792	23.3% (19.8% - 27.0%)
Health Risk Behaviors	Physical Inactivity	194	23.2% (18.9% - 27.8%)	143	21.6% (17.6% - 25.8%)
Health Outcomes	Current Asthma	80	8.9% (7.8% - 10.1%)	125	9.1% (8.0% - 10.3%)
Health Outcomes	Chronic Kidney Disease	381	3.1% (2.7% - 3.5%)	36	2.4% (2.2% - 2.7%)
Health Outcomes	Arthritis	192	24.8% (21.4% - 28.4%)	32	20.6% (17.6% - 23.7%)
Health Outcomes	High Blood Pressure	161	28.7% (25.2% - 32.5%)	19	24.2% (20.9% - 27.3%)
Health Outcomes	Stroke	340	3.1% (2.6% - 3.6%)	116	2.4% (2.1% - 2.7%)
Health Outcomes	Obesity	23	31.7% (26.2% - 37.4%)	29	32.1% (26.4% - 37.6%)
Health Outcomes	COPD	213	6.5% (5.3% - 7.9%)	144	5.5% (4.6% - 6.5%)
Health Outcomes	Depression	122	16.9% (14.0% - 20.0%)	95	18.0% (14.9% - 21.2%)
Health Outcomes	Diabetes	224	9.0% (7.6% - 10.5%)	128	7.4% (6.2% - 8.6%)
Health Outcomes	Coronary Heart Disease	353	6.1% (5.2% - 7.0%)	120	4.6% (3.9% - 5.2%)
Health Outcomes	Cancer (except skin)	606	8.5% (7.6% - 9.4%)	418	6.5% (5.9% - 7.2%)
Health Outcomes	High Cholesterol	362	35.5% (31.6% - 39.7%)	301	29.4% (25.6% - 33.4%)
Health Outcomes	All Teeth Lost	224	11.4% (7.1% - 16.3%)	151	11.0% (6.9% - 15.6%)
Prevention	Core preventive services for older women	271	41.7% (34.8% - 49.0%)	150	43.7% (36.9% - 50.8%)
Prevention	Dental Visit	64	73.1% (70.2% - 76.1%)	61	72.7% (69.6% - 75.9%)
Prevention	Taking BP Medication	370	80.4% (77.1% - 83.2%)	415	59.0% (54.2% - 63.8%)
Prevention	Annual Checkup	473	75.2% (70.8% - 79.2%)	498	72.4% (67.9% - 76.7%)
Prevention	Mammography	248	77.6% (73.6% - 81.3%)	119	76.6% (72.5% - 80.3%)
Prevention	Core preventive services for older men	220	46.5% (38.4% - 54.9%)	210	46.5% (38.6% - 54.8%)

Category	Health Domain	Crude Rate Rank	Crude Rate (95% CI)	Age-Adj. Rate Rank	Age-Adj. Rate (95% CI)
Prevention	Health Insurance	255	6.8% (5.0% - 8.9%)	193	7.0% (5.3% - 9.1%)
Prevention	Cervical Cancer Screening	133	85.1% (82.8% - 87.3%)	46	85.5% (83.2% - 87.6%)
Prevention	Colorectal Cancer Screening	136	74.3% (71.3% - 77.1%)	95	74.1% (71.1% - 76.9%)
Prevention	Cholesterol Screening	298	83.5% (80.7% - 86.2%)	124	80.6% (77.3% - 83.7%)
Disability	Vision Disability	197	3.5% (3.0% - 4.2%)	135	3.1% (2.6% - 3.6%)
Disability	Hearing Disability	411	7.2% (6.2% - 8.2%)	110	5.5% (4.8% - 6.3%)
Disability	Any Disability	268	23.8% (19.9% - 27.6%)	166	21.1% (17.8% - 24.6%)
Disability	Cognitive Disability	199	10.3% (8.5% - 12.2%)	189	10.7% (9.0% - 12.6%)
Disability	Mobility Disability	245	10.4% (8.5% - 12.4%)	117	8.3% (6.9% - 9.8%)
Disability	Self-care Disability	179	2.9% (2.4% - 3.4%)	123	2.5% (2.1% - 2.9%)
Disability	Independent Living Disability	203	5.9% (4.8% - 7.1%)	160	5.5% (4.6% - 6.4%)

The 95% confidence interval shown in parentheses represents the range of 95% of CDC area estimates under different model assumptions using Monte Carlo simulations.

Appendix 3: Midsized Communities (2,500-9,999)

Dyersville falls into the group of midsized communities, which have a population of 2,500-9,999. In this data, 102 communities have a population in this range. The table below lists all communities in that group, sorted by the population estimate in the CDC PLACES dataset.

Community	Population	Community	Population	Community	Population
Keokuk	9,868	Red Oak	5,563	Dyersville	4,318
Grinnell	9,511	DeWitt	5,508	Forest City	4,254
Fairfield	9,474	Anamosa	5,493	Chariton	4,203
Mount Pleasant	9,214	Osceola	5,455	Jefferson	4,190
Denison	8,316	Algona	5,443	Carlisle	4,116
Sioux Center	8,227	Sheldon	5,417	Rock Valley	4,045
Perry	7,875	Spirit Lake	5,409	Monticello	4,034
Webster City	7,787	Centerville	5,393	Cresco	3,899
Clear Lake	7,642	Clarinda	5,371	West Liberty	3,821
Bondurant	7,617	Winterset	5,366	Waukon	3,818
Decorah	7,611	Windsor Heights	5,200	Carter Lake	3,780
Knoxville	7,523	Cherokee	5,154	Albia	3,705
Creston	7,519	Glenwood	5,128	Emmetsburg	3,671
Charles City	7,364	Manchester	5,112	Osage	3,590
Washington	7,329	Iowa Falls	5,095	Eagle Grove	3,589
Hiawatha	7,179	Sergeant Bluff	5,007	New Hampton	3,473
Nevada	6,933	Vinton	4,953	Robins	3,356
Atlantic	6,770	Shenandoah	4,930	Story City	3,352
Eldridge	6,693	Harlan	4,897	Williamsburg	3,332
Orange City	6,278	Tiffin	4,845	Milford	3,295
Maquoketa	6,123	Humboldt	4,774	West Burlington	3,184
Independence	6,106	Le Claire	4,679	Tipton	3,130
Adel	6,090	Evansdale	4,561	Tama	3,073
Oelwein	5,934	Camanche	4,546	Garner	3,065
Asbury	5,890	Mount Vernon	4,529	Solon	3,020
Estherville	5,881	Huxley	4,331	Wilton	2,939
Polk City	5,604	Hampton	4,328	Onawa	2,876

Community	Population
Saylorville	2,837
Park View	2,835
Sibley	2,830
Fairfax	2,814
Marengo	2,812
Clarion	2,799
Grundy Center	2,792
Madrid	2,784
Missouri Valley	2,692
Bloomfield	2,687
Hawarden	2,673
Postville	2,653
Eldora	2,645
Kalona	2,637
Rock Rapids	2,631
Center Point	2,573
Hudson	2,557
Belmond	2,512
Mitchellville	2,506
West Branch	2,503
Jesup	2,502
