



Iowa Community Health Snapshot Series

*275 community reports prepared for the Iowa State University
Extension and Outreach Community and Economic
Development Unit*



May 2024

By Matthew Voss & Shawn Dorius

This project was supported by funding from Iowa State University's Extension and Outreach Community and Economic Development Unit via an award from Iowa State University's Presidential Strategic Initiative Plan 2022-2031.

Iowa Community Health Snapshot Series

Table of contents

Health in Denison: Overview	3
Strengths	3
Opportunities	4
How to Use this Report	5
Using Ames, IA as an Example	6
Health Status	7
Poor General Health	7
Poor Physical Health	8
Poor Mental Health	8
Health Risk Behaviors	9
Binge Drinking	9
Current Smoking	10
Physical Inactivity	10
Sleep <7 hours	11
Health Outcomes	12
Arthritis	12
High Blood Pressure	13
Cancer (except skin)	13
Current Asthma	14
Coronary Heart Disease	14
COPD	15
Depression	15
Diabetes	16
High Cholesterol	16
Chronic Kidney Disease	17
Obesity	17
Stroke	18
All Teeth Lost	18
Prevention	19
Lack of Health Insurance	19
Taking BP Medication	20
Cervical Cancer Screening	20
Annual Checkup	21
Cholesterol Screening	21

Colorectal Cancer Screening	22
Core preventive services for older men	22
Core preventive services for older women	24
Dental Visit	24
Mammography	26
Disability	27
Hearing disability	27
Vision disability	28
Cognitive disability	28
Mobility disability	29
Self-care disability	29
Independent living disability	30
Any disability	30
Appendix 1: CDC PLACES Data	31
Appendix 2: Denison PLACES Data	32
Appendix 3: Midsized Communities (2,500-9,999)	34

Health in Denison: Overview

Dear Community Members & Stakeholders of Denison,

We are pleased to share the Iowa Community Health Snapshot series, a set of reports designed in partnership with Iowa State University's Community Economic Development to assess the overall landscape of health and well-being across Iowa. The following pages include the health snapshot for your community. The snapshot can be used to see how Denison ranks across various health measures compared to the rest of the state and similarly-sized communities. This comparison allows us to identify Denison's strengths and opportunities for growth by leveraging the Centers for Disease Control and Prevention PLACES dataset.

The report includes 37 health measures organized topically by general health status, risky behavior, health outcomes, prevention, and disability. We provide a general overview of each health topic, followed by a description of each health measure. Health measure descriptions include crude and age-adjusted rates and a ranking that tells you how your community ranks compared to all Iowa communities and communities of similar size to Denison. Crude rates tell you the raw, un-adjusted percent of the population experiencing the health measure. Age-adjusted rates account for the age distribution present in your community and presents what the rate would be if your community had a standard age distribution. Crude rates can provide a general comparison between communities and age-adjusted rates can give a fairer comparison between communities with different age structures.

Strengths

Take a look at the top strengths of your community! Below are unadjusted and age-adjusted health measures that represent your community's strengths. We recommend using continued investment in these areas to maintain them as strengths, as well as building on them to improve in other health domains.

Crude			Age-Adjusted		
Health Domain	Statewide Community Rank	Midsized Community Rank	Health Domain	Statewide Community Rank	Midsized Community Rank
Cancer (except skin)	126th	16th	Binge Drinking	2nd	1st
Binge Drinking	139th	17th	Cancer (except skin)	8th	2nd
Arthritis	139th	22nd	Depression	50th	8th
Depression	220th	21st	Taking BP Medication	107th	22nd
High Cholesterol	231st	32nd	Arthritis	376th	44th

Opportunities

Below are health measures that represent potential areas for growth in your community. We recommend increasing investment in these areas to support community health and well-being.

Crude			Age-Adjusted		
Health Domain	Statewide Community Rank	Midsized Community Rank	Health Domain	Statewide Community Rank	Midsized Community Rank
Core preventive services for older women	958th	102nd	Annual Checkup	905th	102nd
Health Insurance	958th	102nd	Health Insurance	905th	102nd
Annual Checkup	957th	102nd	Vision Disability	902nd	101st
All Teeth Lost	955th	101st	Physical Inactivity	902nd	101st
Cognitive Disability	953rd	100th	General Health	902nd	101st

Please review the rest of the report to learn more about your community and reach out to us with questions about the report or for recommendations to improve the overall health and well-being in Denison.

Sincerely,



Shawn F. Dorius, PhD
Iowa State University
Public Science Collaborative



IOWA STATE UNIVERSITY
Extension and Outreach
Community and Economic Development

This project was supported by funding from Iowa State University’s Extension and Outreach Community and Economic Development Unit, via an award from Iowa State University’s Presidential Strategic Initiative Plan 2022-2031.

How to Use this Report

The purpose of the Iowa Community Health Snapshot Series is to provide an overview of health in Denison that can be used to help inform health-related interventions and programming. This report contains five sections, including the overall health status of Denison, a review of risky behaviors in the community, and information on various health outcomes, prevention measures, and disability needs. Each section includes an overview of the health domain, a breakdown of its underlying health measures, and data to see how Denison compares to the rest of the state and similarly-sized communities.

With a population of 8,316, Denison’s similarly sized communities are defined as midsized communities. In Iowa, midsized communities have an average population of 4,787, and there are 102 communities that are considered midsized communities. To see all of the communities in this population group, please see Appendix 3 of this report.

Group	Population Range	Number of Communities
Large	50,000+	11
Mid-Large	10,000-49,999	31
Midsized	2,500-9,999	102
Small	1,000-2,499	138
Very Small	0-999	676
Total		958

Using Ames, IA as an Example

The graphic below is an example of the details included for each health measure. The table in the upper right shows your community’s crude and age-adjusted rate estimates alongside their averages across all Iowa communities and similarly-sized communities. The images below show the distribution of the health measure across communities. The vertical lines correspond with the values in the table to show the estimate for the specific community compared to communities across the state. The solid black line in each plot represents the community rate, with the dashed lines indicating the average rate for all Iowa communities and the dotted lines showing the average rate for similarly-sized communities.



Health Status

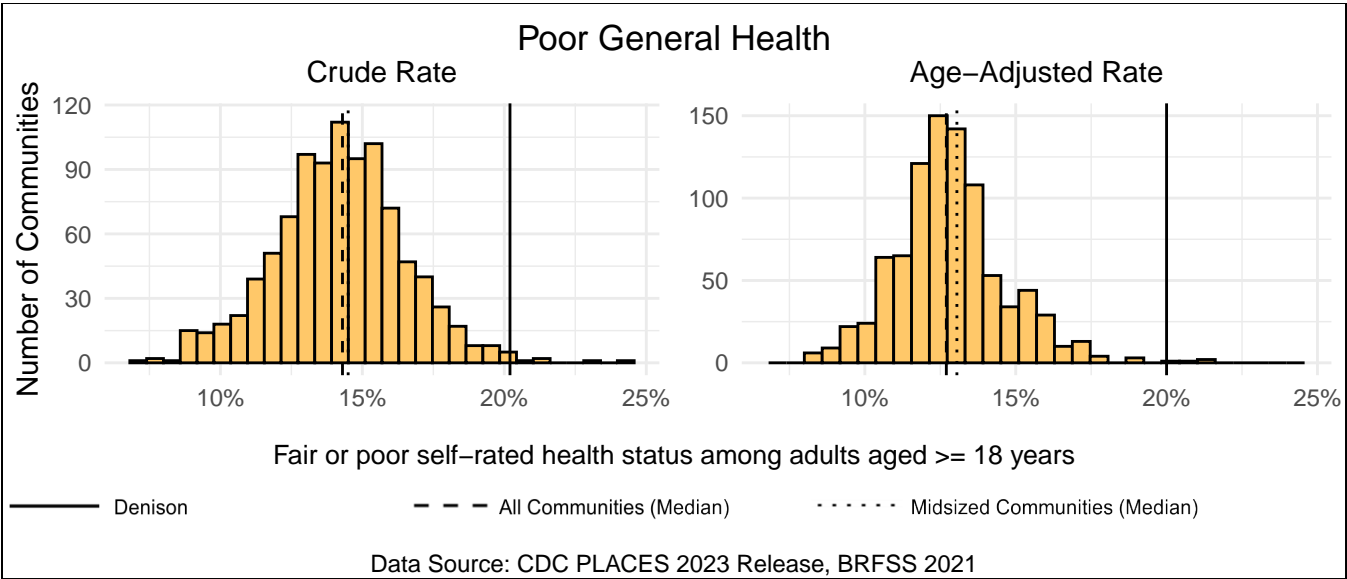
This section reflects measures for overall health, including general, physical, and mental health. These measures are a valuable way to see a simple summary of the health of a country’s population. The questions to calculate these measures ask respondents to evaluate their health status. General health is evaluated on a 5-point scale where respondents can report their health status as one of “excellent,” “very good,” “good,” “fair,” or “poor,” from which the respondents who answer “fair” or “poor” are included in the measure. Physical and mental health are evaluated as the rate of respondents who say they have had 14 or more days in the last 30 days in which their physical or mental health was not good. The URL below includes more information about each variable.

<https://www.cdc.gov/places/measure-definitions/health-status/index.html>

Poor General Health

Denison has a crude rate of 20.2% for fair or poor self-rated health status among adults aged ≥ 18 years, which ranks 951st out of 958 Iowa communities (101st out of 102 mid-sized communities). The age-adjusted rate for Denison is 20.0%, which ranks 902nd out of 905 Iowa communities (101st out of 102 mid-sized communities).

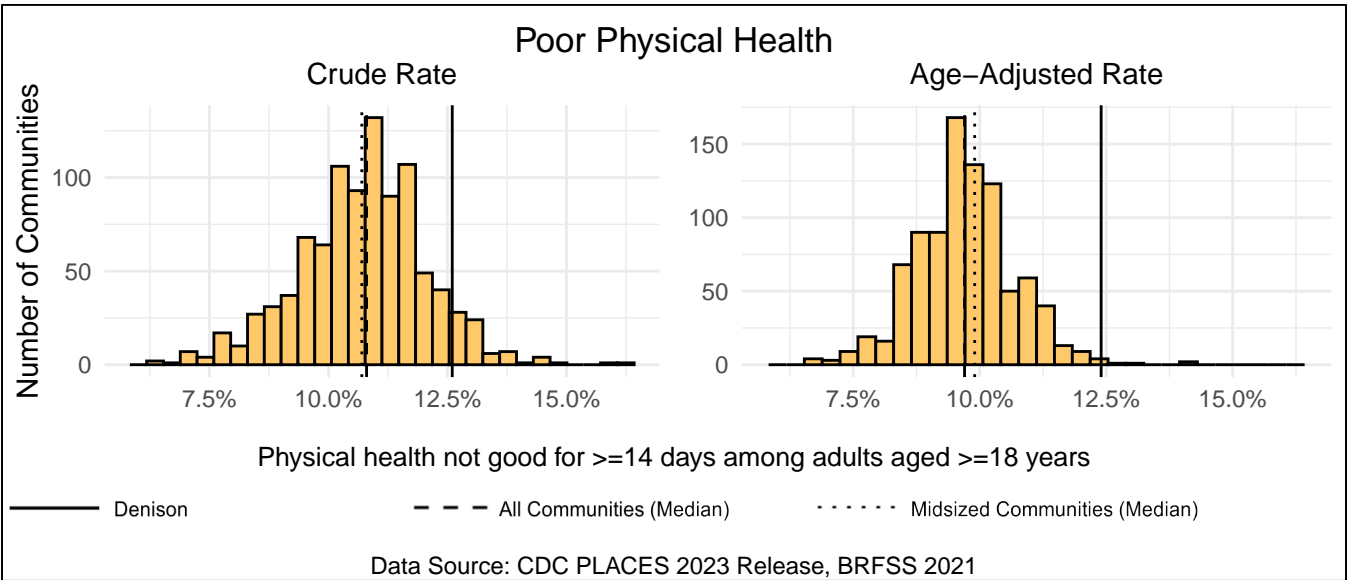
Measure Type	Denison	All Comm.	Midsized Comm.
Crude	20.2%	14.3%	14.5%
Age-Adjusted	20.0%	12.7%	13.0%



Poor Physical Health

Denison has a crude rate of 12.6% for physical health not good for >=14 days among adults aged >=18 years, which ranks 886th out of 958 Iowa communities (90th out of 102 mid-sized communities). The age-adjusted rate for Denison is 12.4%, which ranks 900th out of 905 Iowa communities (100th out of 102 mid-sized communities).

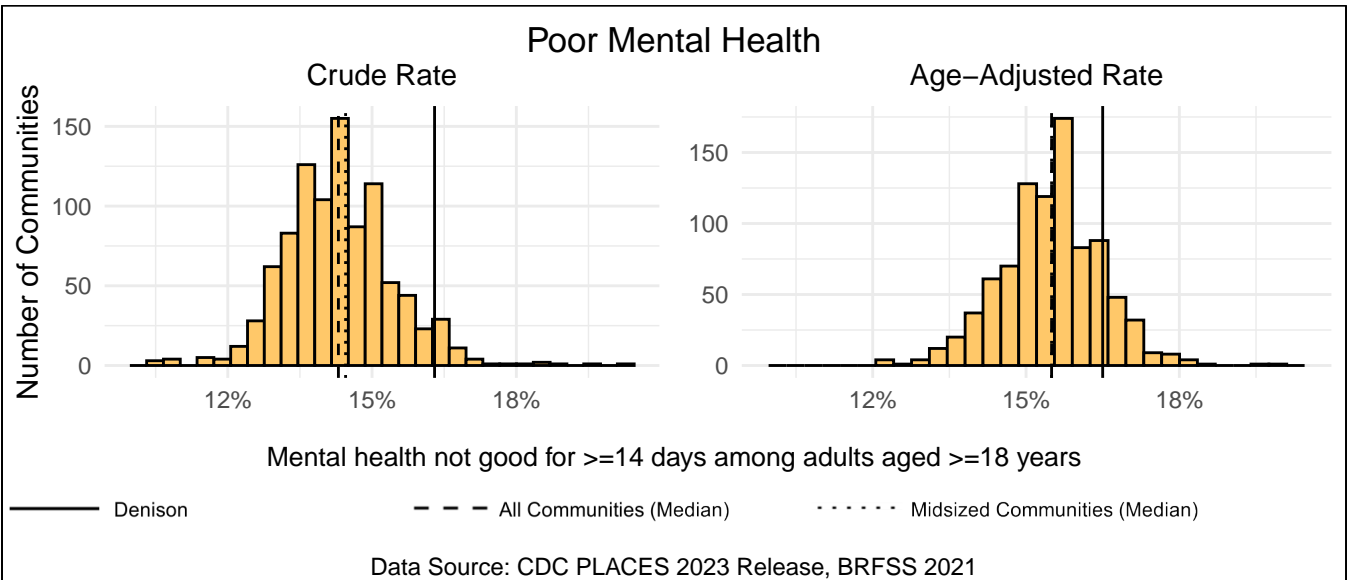
Measure Type	Denison	All Comm.	Mid-sized Comm.
Crude	12.6%	10.8%	10.7%
Age-Adjusted	12.4%	9.7%	9.9%



Poor Mental Health

Denison has a crude rate of 16.3% for mental health not good for >=14 days among adults aged >=18 years, which ranks 907th out of 958 Iowa communities (92nd out of 102 mid-sized communities). The age-adjusted rate for Denison is 16.5%, which ranks 765th out of 905 Iowa communities (80th out of 102 mid-sized communities).

Measure Type	Denison	All Comm.	Mid-sized Comm.
Crude	16.3%	14.3%	14.4%
Age-Adjusted	16.5%	15.5%	15.5%



Health Risk Behaviors

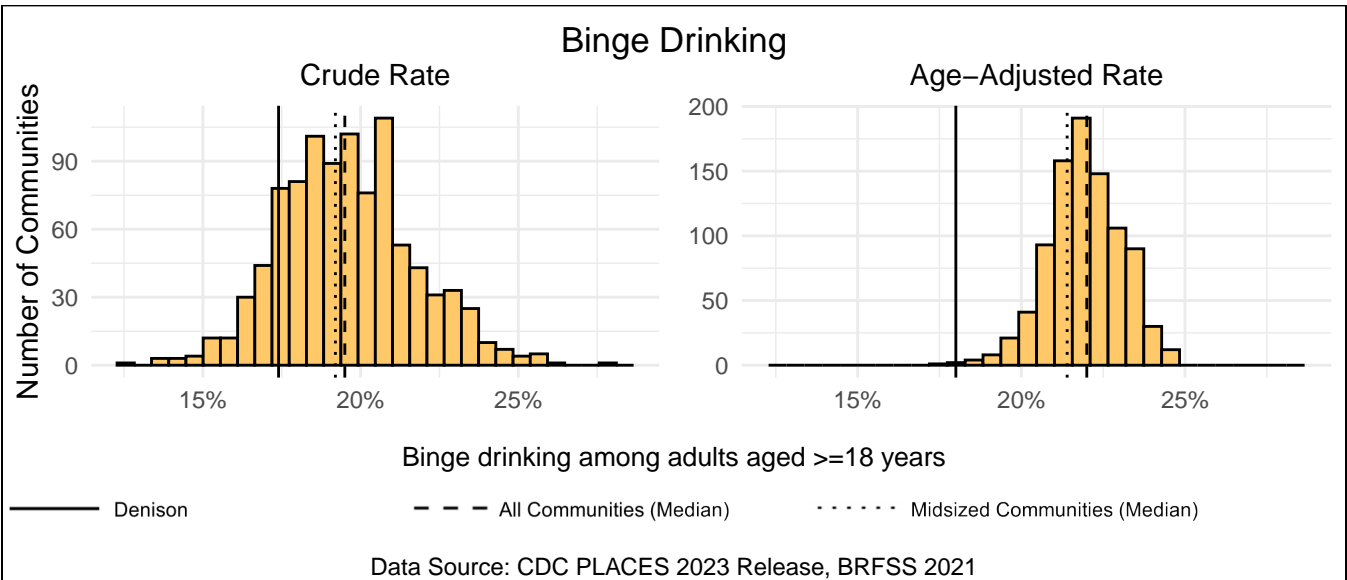
Health risk measures are measures of individual behaviors that can lead to poor health outcomes. These include binge drinking, current smoking, physical inactivity, and getting less than seven hours of nightly sleep. Risk behaviors are the most critical intervention points as they can help save lives and drastically improve health outcomes later in life. Each measure is calculated as the rate of respondents participating in a high level of risk behavior. The exact cutoff points for the behavior depend on the health area. The link below includes more information about each variable.

<https://www.cdc.gov/places/measure-definitions/unhealthy-behaviors/index.html>

Binge Drinking

Denison has a crude rate of 17.4% for binge drinking among adults aged ≥ 18 years, which ranks 139th out of 958 Iowa communities (17th out of 102 mid-sized communities). The age-adjusted rate for Denison is 18.0%, which ranks 2nd out of 905 Iowa communities (1st out of 102 mid-sized communities).

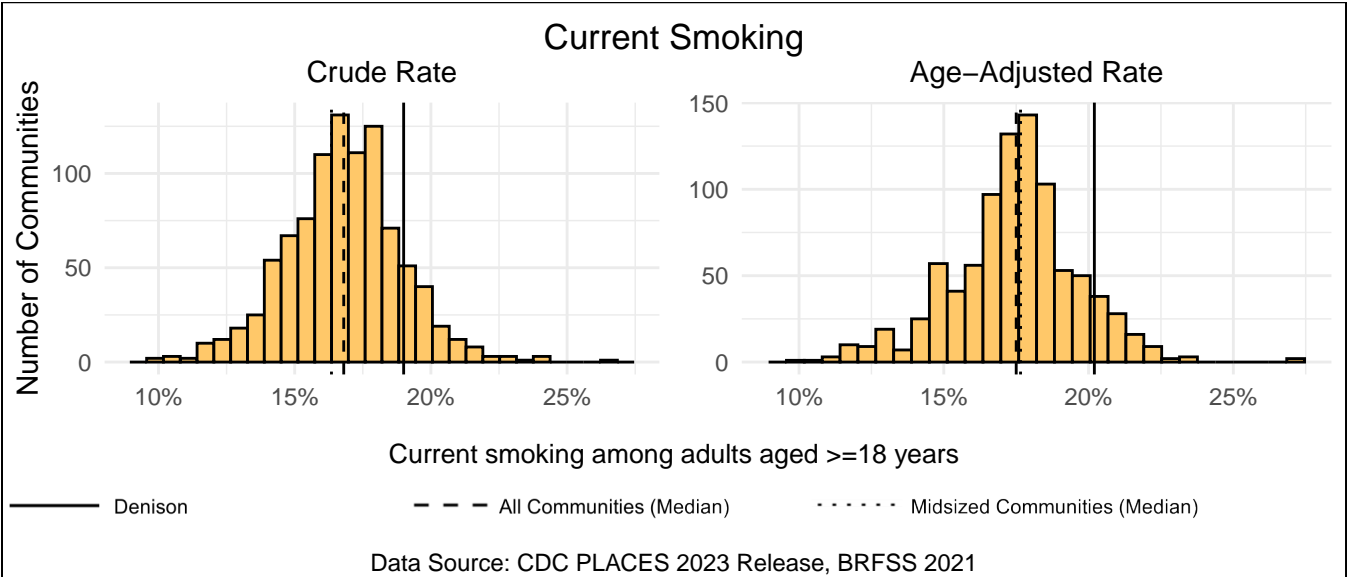
Measure Type	Denison	All Comm.	Midsized Comm.
Crude	17.4%	19.5%	19.2%
Age-Adjusted	18.0%	22.0%	21.4%



Current Smoking

Denison has a crude rate of 19.0% for current smoking among adults aged >=18 years, which ranks 828th out of 958 Iowa communities (85th out of 102 mid-sized communities). The age-adjusted rate for Denison is 20.2%, which ranks 816th out of 905 Iowa communities (86th out of 102 mid-sized communities).

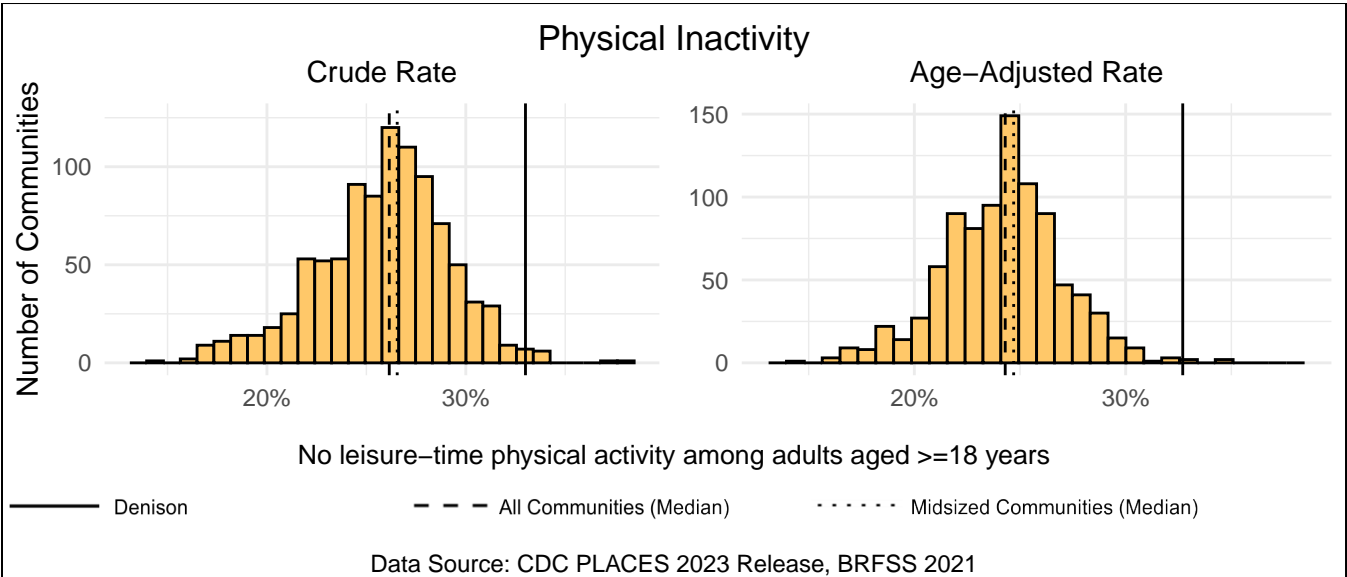
Measure Type	Denison	All Comm.	Midsized Comm.
Crude	19.0%	16.8%	16.4%
Age-Adjusted	20.2%	17.5%	17.6%



Physical Inactivity

Denison has a crude rate of 33.0% for no leisure-time physical activity among adults aged >=18 years, which ranks 947th out of 958 Iowa communities (100th out of 102 mid-sized communities). The age-adjusted rate for Denison is 32.7%, which ranks 902nd out of 905 Iowa communities (101st out of 102 mid-sized communities).

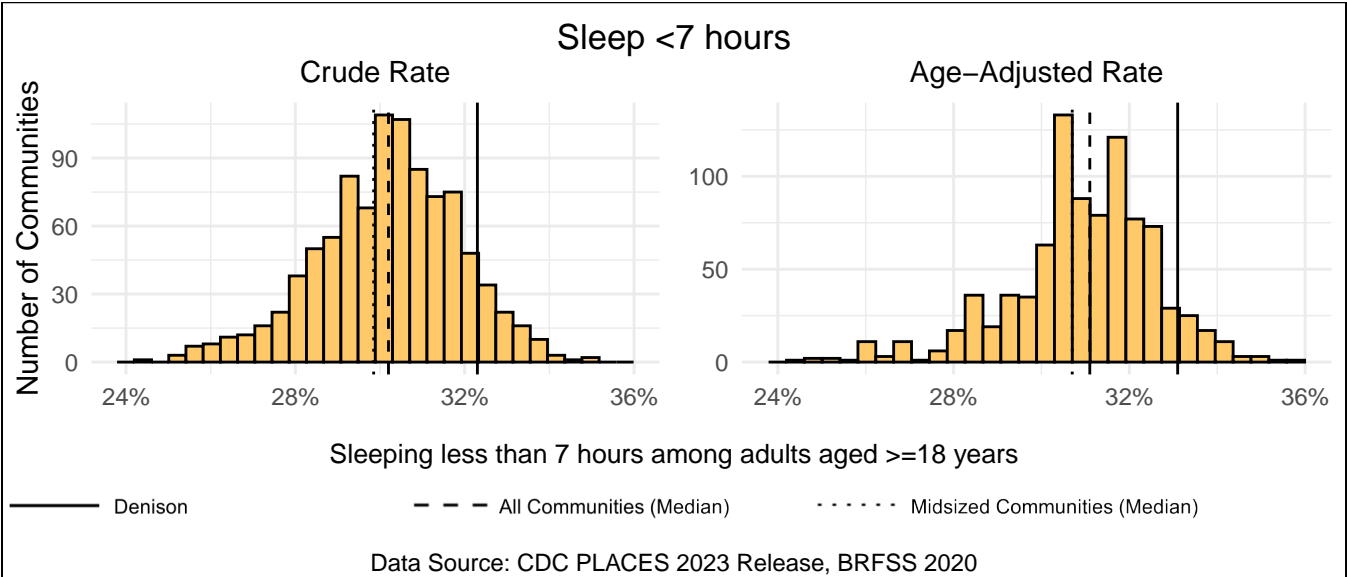
Measure Type	Denison	All Comm.	Midsized Comm.
Crude	33.0%	26.1%	26.6%
Age-Adjusted	32.7%	24.3%	24.7%



Sleep <7 hours

Denison has a crude rate of 32.3% for sleeping less than 7 hours among adults aged ≥ 18 years, which ranks 856th out of 958 Iowa communities (90th out of 102 mid-sized communities). The age-adjusted rate for Denison is 33.1%, which ranks 840th out of 905 Iowa communities (90th out of 102 mid-sized communities).

Measure Type	Denison	All Comm.	Midsized Comm.
Crude	32.3%	30.2%	29.8%
Age-Adjusted	33.1%	31.1%	30.7%



Health Outcomes

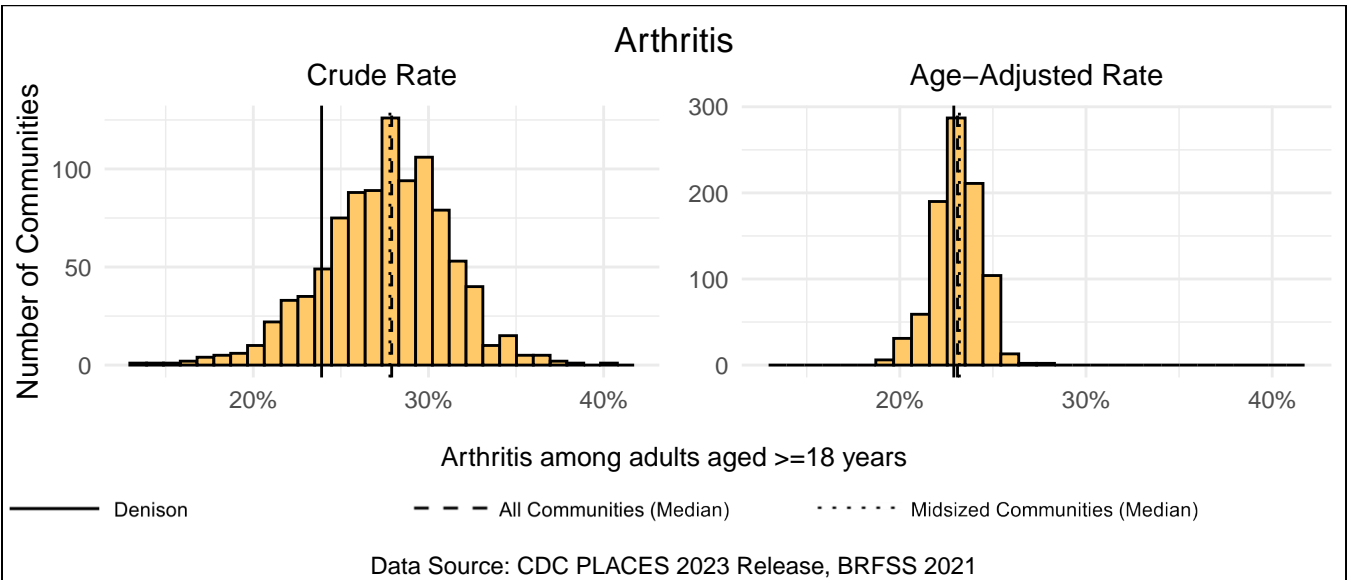
This section includes measures about specific health outcomes such as chronic illness, mental health conditions, and risk factors for future disease. Health outcome measures include but are not limited to arthritis, high blood pressure, cancer, depression, and obesity. Each measure is the percentage of respondents reporting receiving the diagnosis by a doctor, nurse, or other health professional. The link below includes more information about each variable.

<https://www.cdc.gov/places/measure-definitions/health-outcomes/index.html>

Arthritis

Denison has a crude rate of 23.9% for arthritis among adults aged ≥ 18 years, which ranks 139th out of 958 Iowa communities (22nd out of 102 midsized communities). The age-adjusted rate for Denison is 22.9%, which ranks 376th out of 905 Iowa communities (44th out of 102 midsized communities).

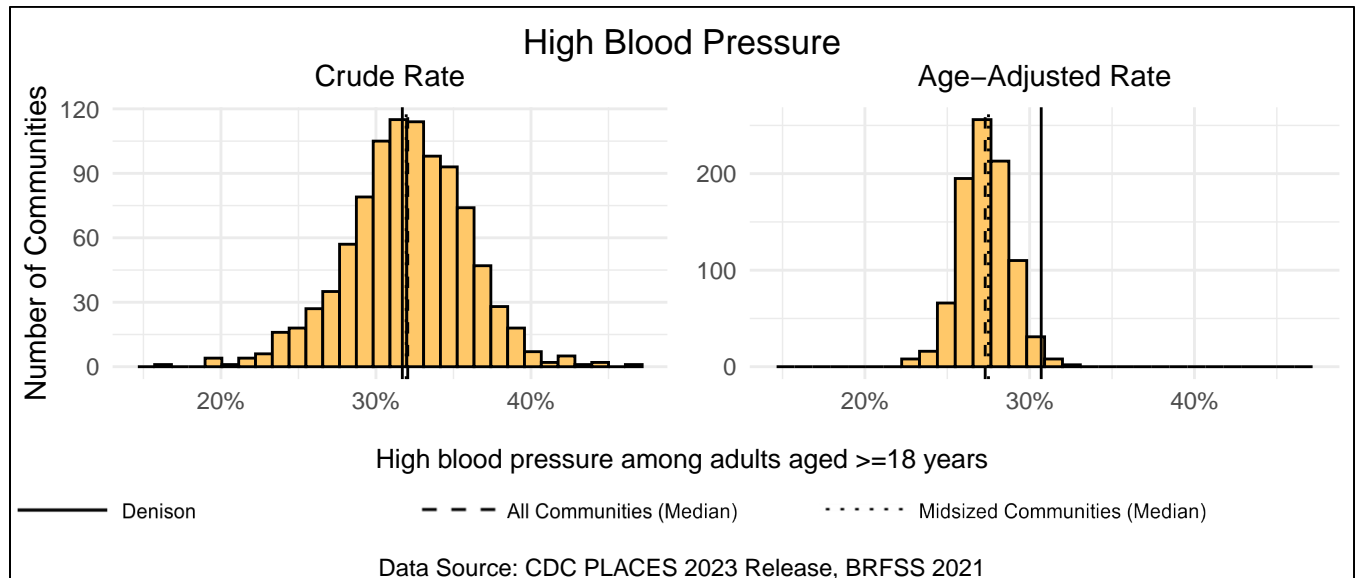
Measure Type	Denison	All Comm.	Midsized Comm.
Crude	23.9%	27.9%	27.8%
Age-Adjusted	22.9%	23.1%	23.2%



High Blood Pressure

Denison has a crude rate of 31.7% for high blood pressure among adults aged ≥ 18 years, which ranks 424th out of 958 Iowa communities (45th out of 102 mid-sized communities). The age-adjusted rate for Denison is 30.7%, which ranks 892nd out of 905 Iowa communities (100th out of 102 mid-sized communities).

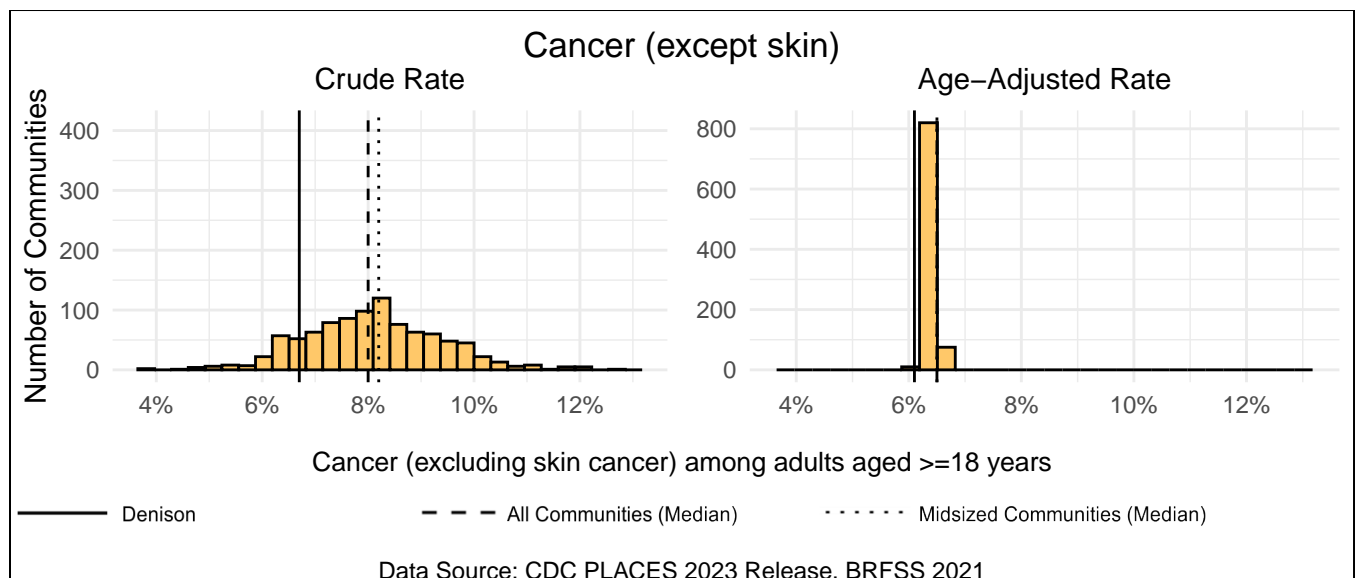
Measure Type	Denison	All Comm.	Midsized Comm.
Crude	31.7%	32.0%	32.0%
Age-Adjusted	30.7%	27.3%	27.5%



Cancer (except skin)

Denison has a crude rate of 6.7% for cancer (excluding skin cancer) among adults aged ≥ 18 years, which ranks 126th out of 958 Iowa communities (16th out of 102 mid-sized communities). The age-adjusted rate for Denison is 6.1%, which ranks 8th out of 905 Iowa communities (2nd out of 102 mid-sized communities).

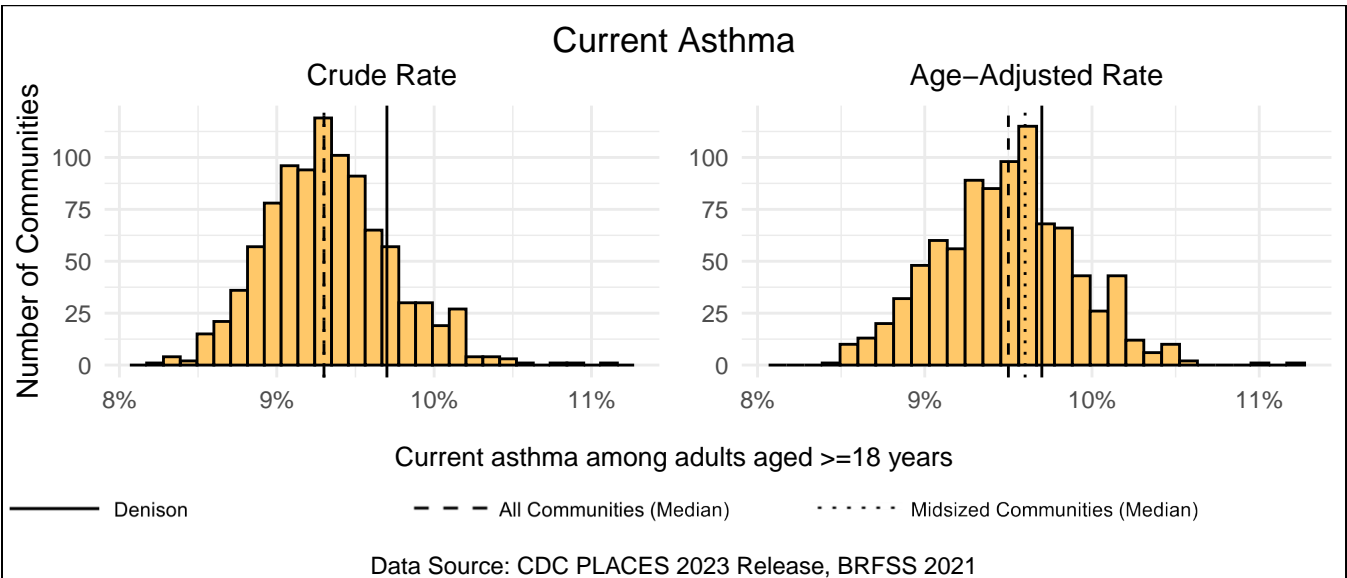
Measure Type	Denison	All Comm.	Midsized Comm.
Crude	6.7%	8.0%	8.2%
Age-Adjusted	6.1%	6.5%	6.5%



Current Asthma

Denison has a crude rate of 9.7% for current asthma among adults aged ≥ 18 years, which ranks 781st out of 958 Iowa communities (76th out of 102 midsize communities). The age-adjusted rate for Denison is 9.7%, which ranks 628th out of 905 Iowa communities (67th out of 102 midsize communities).

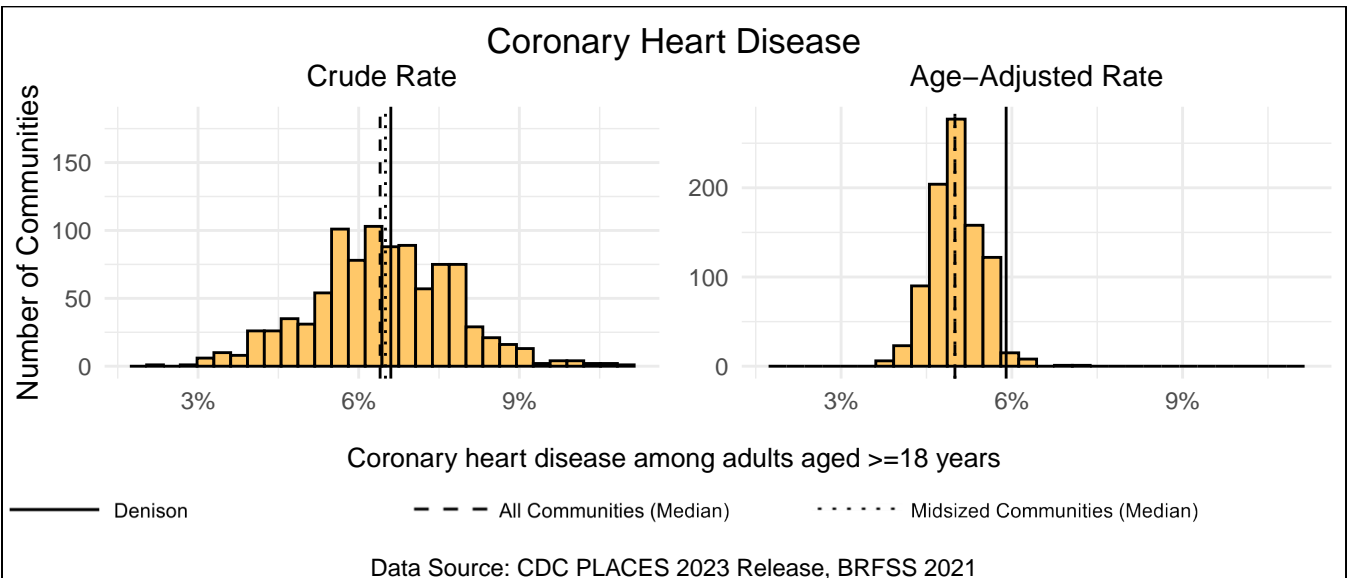
Measure Type	Denison	All Comm.	Midsized Comm.
Crude	9.7%	9.3%	9.3%
Age-Adjusted	9.7%	9.5%	9.6%



Coronary Heart Disease

Denison has a crude rate of 6.6% for coronary heart disease among adults aged ≥ 18 years, which ranks 510th out of 958 Iowa communities (53rd out of 102 midsize communities). The age-adjusted rate for Denison is 5.9%, which ranks 881st out of 905 Iowa communities (97th out of 102 midsize communities).

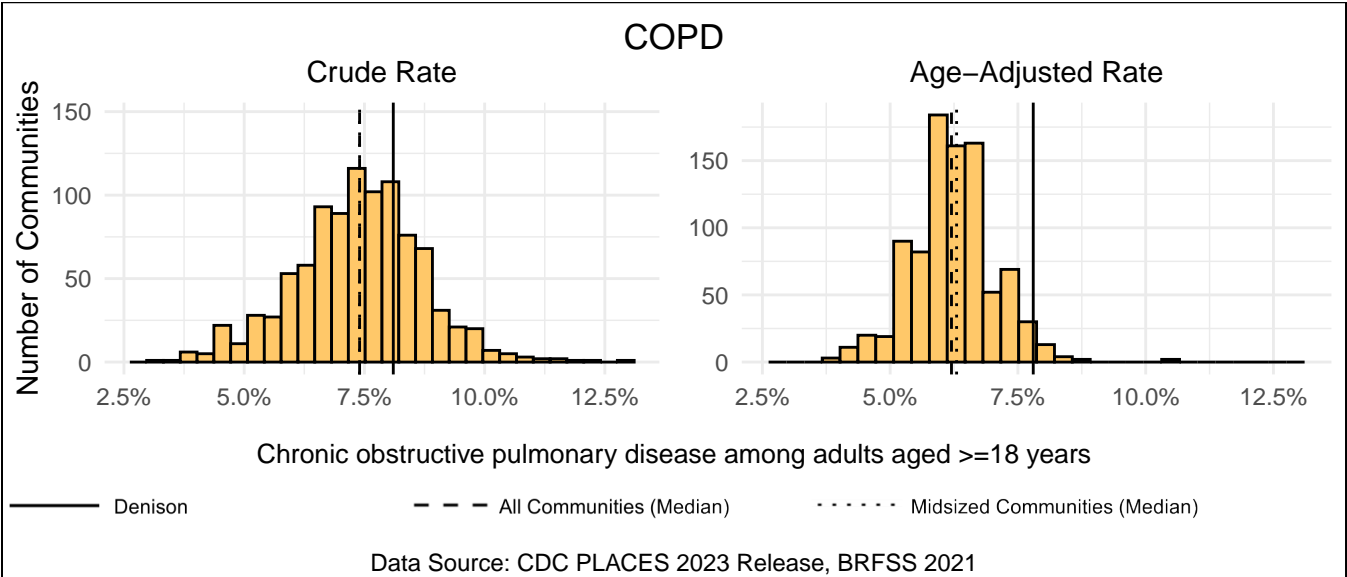
Measure Type	Denison	All Comm.	Midsized Comm.
Crude	6.6%	6.4%	6.5%
Age-Adjusted	5.9%	5.0%	5.0%



COPD

Denison has a crude rate of 8.1% for chronic obstructive pulmonary disease among adults aged ≥ 18 years, which ranks 674th out of 958 Iowa communities (71st out of 102 midsized communities). The age-adjusted rate for Denison is 7.8%, which ranks 877th out of 905 Iowa communities (92nd out of 102 midsized communities).

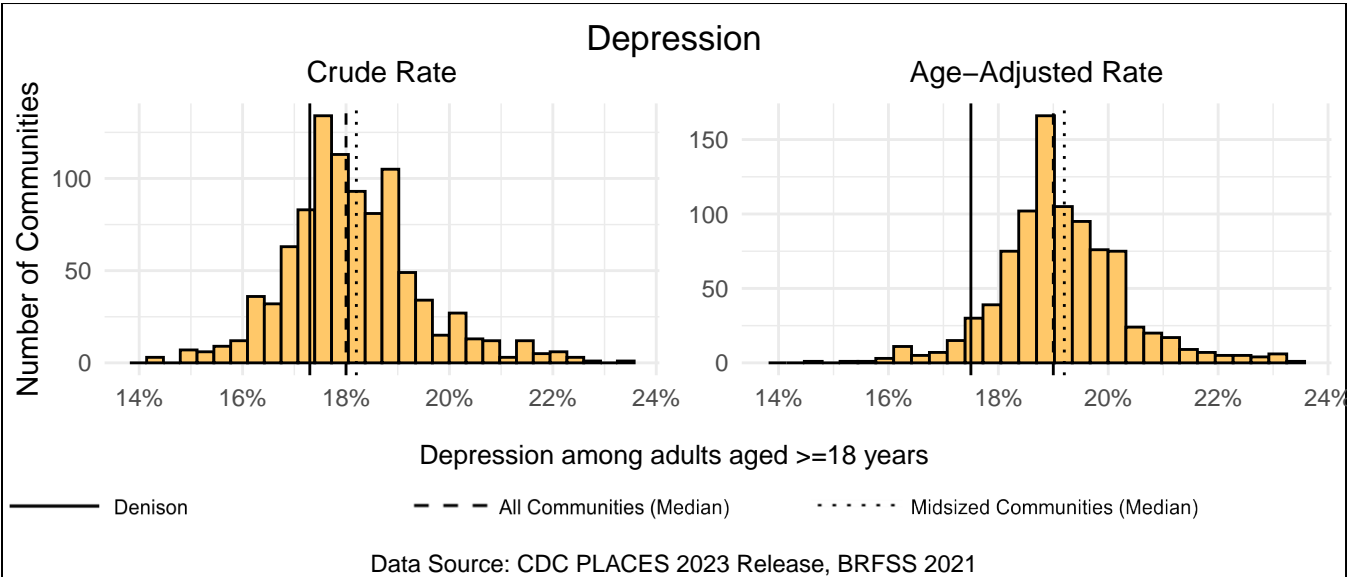
Measure Type	Denison	All Comm.	Midsized Comm.
Crude	8.1%	7.4%	7.4%
Age-Adjusted	7.8%	6.2%	6.3%



Depression

Denison has a crude rate of 17.3% for depression among adults aged ≥ 18 years, which ranks 220th out of 958 Iowa communities (21st out of 102 midsized communities). The age-adjusted rate for Denison is 17.5%, which ranks 50th out of 905 Iowa communities (8th out of 102 midsized communities).

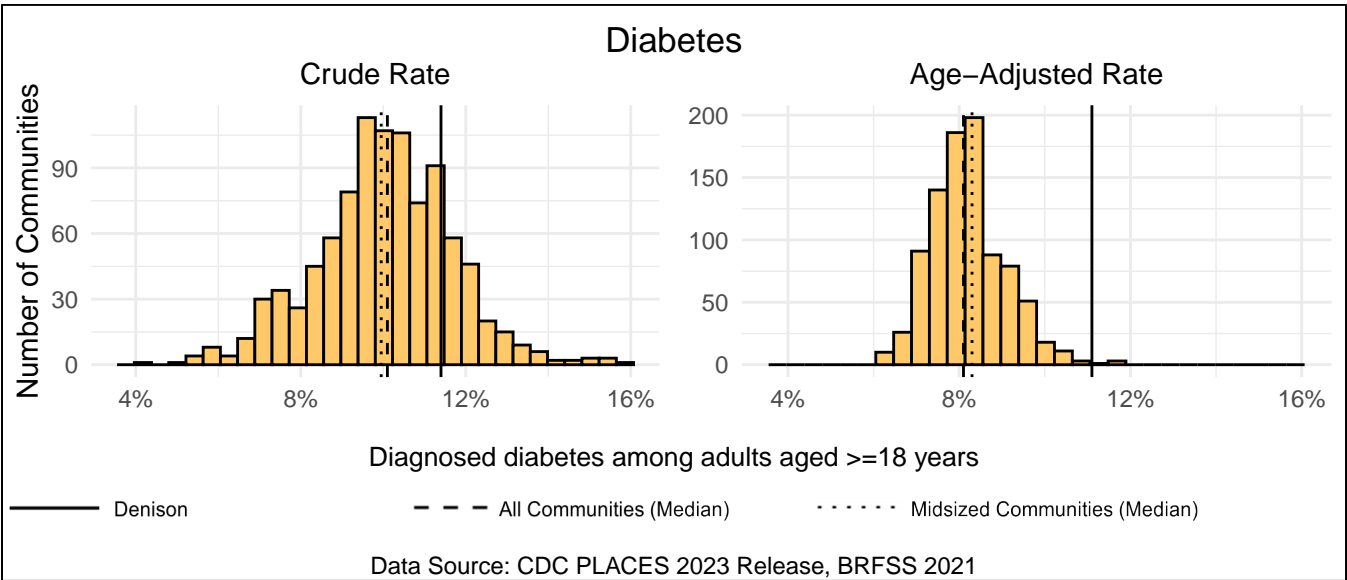
Measure Type	Denison	All Comm.	Midsized Comm.
Crude	17.3%	18.0%	18.2%
Age-Adjusted	17.5%	19.0%	19.2%



Diabetes

Denison has a crude rate of 11.4% for diagnosed diabetes among adults aged ≥ 18 years, which ranks 771st out of 958 Iowa communities (81st out of 102 midsize communities). The age-adjusted rate for Denison is 11.1%, which ranks 902nd out of 905 Iowa communities (101st out of 102 midsize communities).

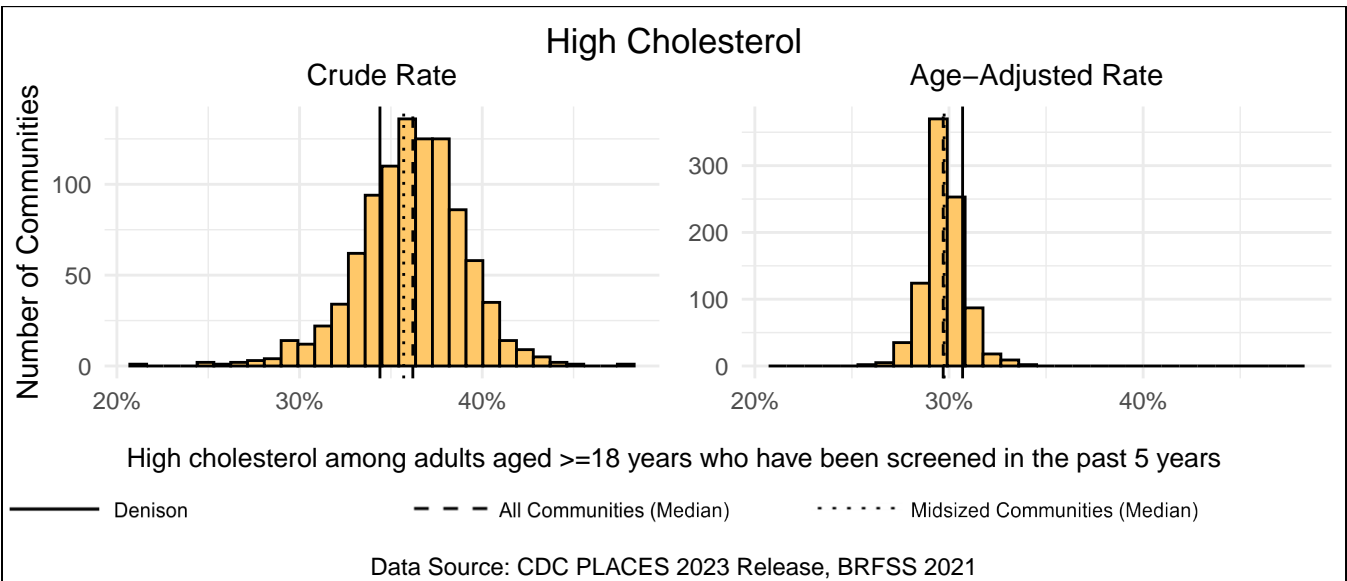
Measure Type	Denison	All Comm.	Midsized Comm.
Crude	11.4%	10.1%	9.9%
Age-Adjusted	11.1%	8.1%	8.3%



High Cholesterol

Denison has a crude rate of 34.4% for high cholesterol among adults aged ≥ 18 years who have been screened in the past 5 years, which ranks 231st out of 958 Iowa communities (32nd out of 102 midsize communities). The age-adjusted rate for Denison is 30.7%, which ranks 757th out of 905 Iowa communities (82nd out of 102 midsize communities).

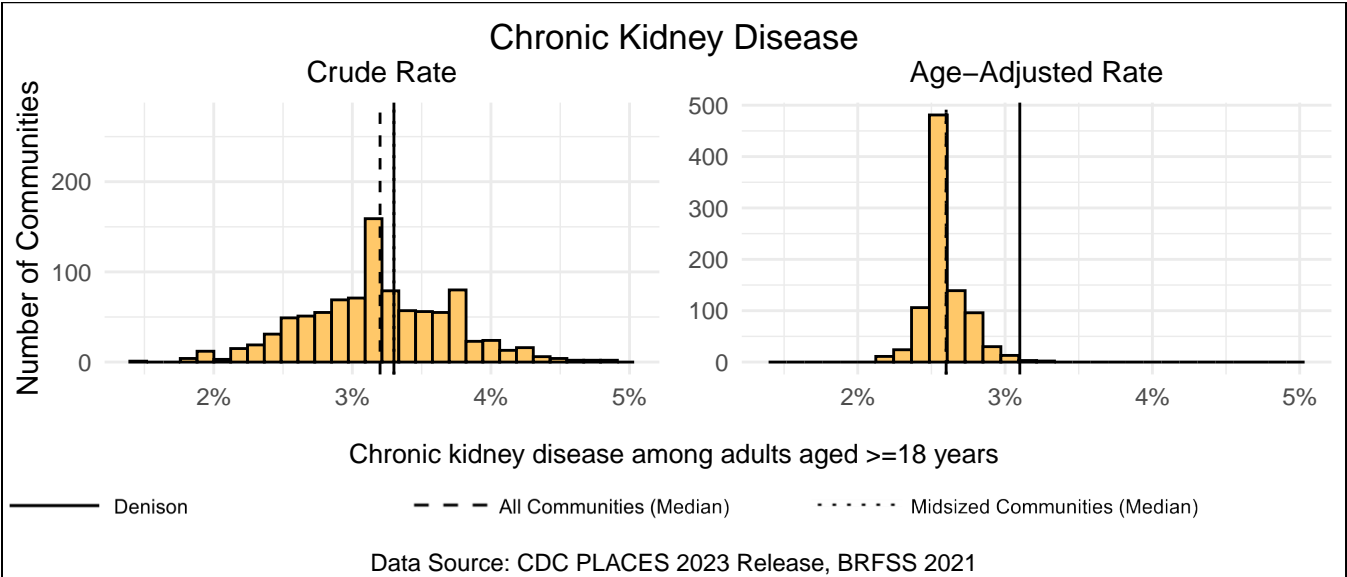
Measure Type	Denison	All Comm.	Midsized Comm.
Crude	34.4%	36.2%	35.7%
Age-Adjusted	30.7%	29.7%	29.8%



Chronic Kidney Disease

Denison has a crude rate of 3.3% for chronic kidney disease among adults aged ≥ 18 years, which ranks 540th out of 958 Iowa communities (51st out of 102 midsized communities). The age-adjusted rate for Denison is 3.1%, which ranks 901st out of 905 Iowa communities (100th out of 102 midsized communities).

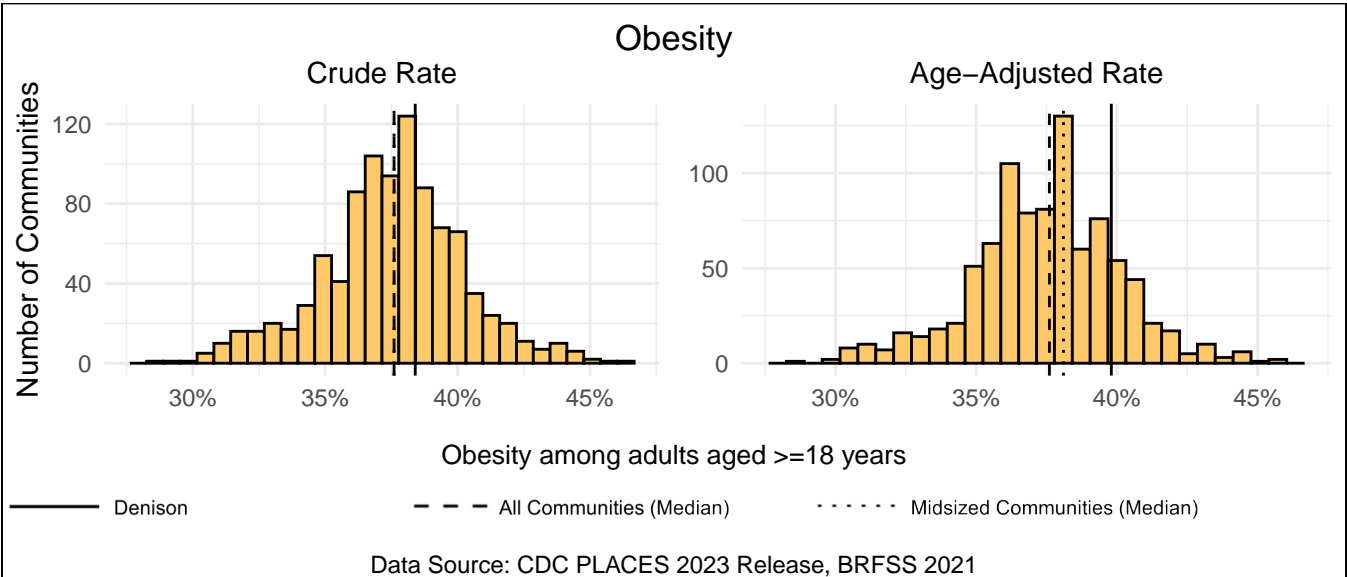
Measure Type	Denison	All Comm.	Midsized Comm.
Crude	3.3%	3.2%	3.3%
Age-Adjusted	3.1%	2.6%	2.6%



Obesity

Denison has a crude rate of 38.4% for obesity among adults aged ≥ 18 years, which ranks 601st out of 958 Iowa communities (69th out of 102 midsized communities). The age-adjusted rate for Denison is 39.8%, which ranks 754th out of 905 Iowa communities (81st out of 102 midsized communities).

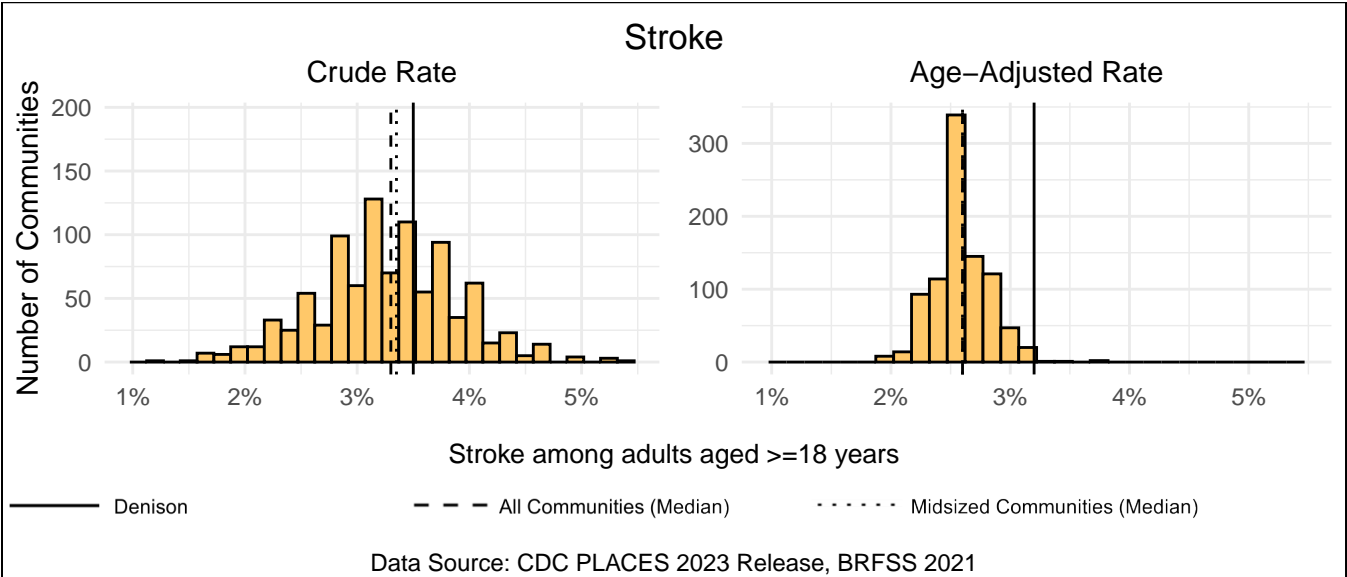
Measure Type	Denison	All Comm.	Midsized Comm.
Crude	38.4%	37.6%	37.6%
Age-Adjusted	39.8%	37.6%	38.1%



Stroke

Denison has a crude rate of 3.5% for stroke among adults aged >=18 years, which ranks 601st out of 958 Iowa communities (63rd out of 102 midsize communities). The age-adjusted rate for Denison is 3.2%, which ranks 894th out of 905 Iowa communities (99th out of 102 midsize communities).

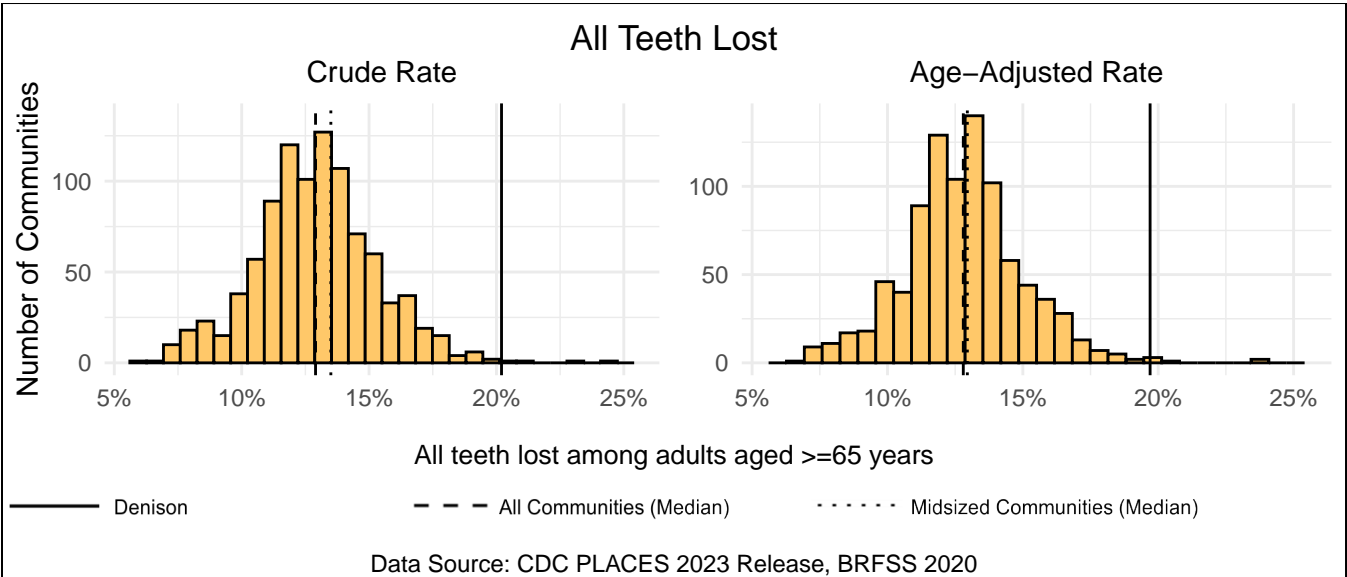
Measure Type	Denison	All Comm.	Midsize Comm.
Crude	3.5%	3.3%	3.3%
Age-Adjusted	3.2%	2.6%	2.6%



All Teeth Lost

Denison has a crude rate of 20.2% for all teeth lost among adults aged >=65 years, which ranks 955th out of 958 Iowa communities (101st out of 102 midsize communities). The age-adjusted rate for Denison is 19.7%, which ranks 900th out of 905 Iowa communities (101st out of 102 midsize communities).

Measure Type	Denison	All Comm.	Midsize Comm.
Crude	20.2%	12.9%	13.5%
Age-Adjusted	19.7%	12.8%	12.9%



Prevention

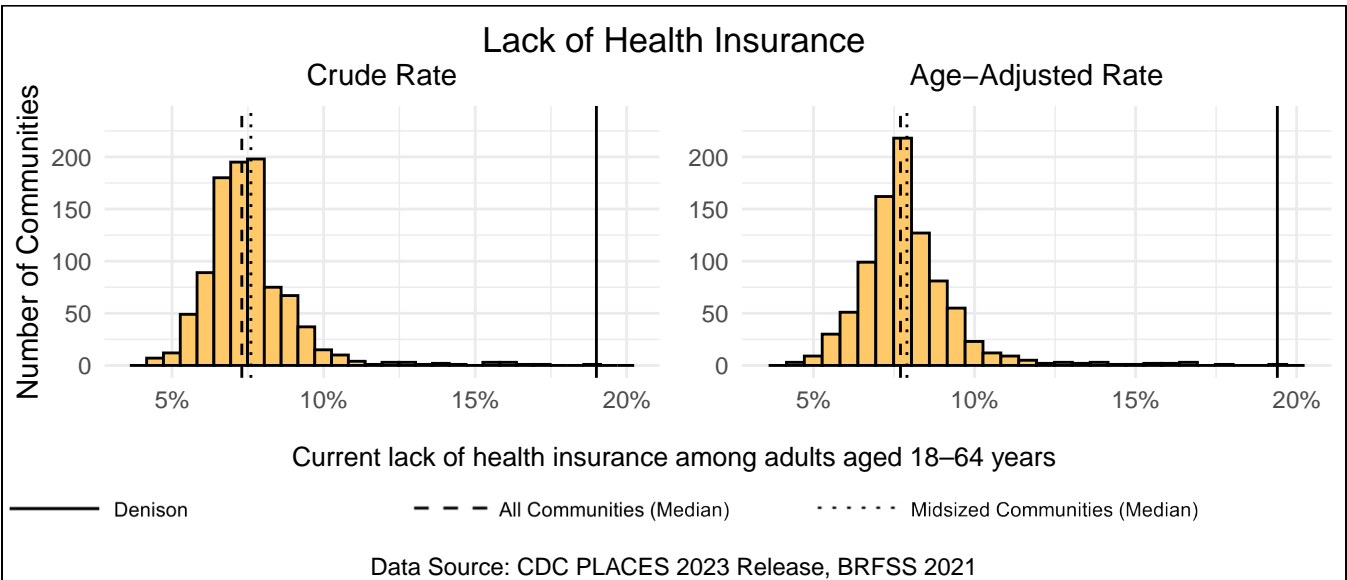
Preventive measures are another practical intervention point for public health professionals as they allow for the early detection of health conditions and improve overall treatment efficacy. This section includes a review of your community’s prevention measures, including preventive screenings and doctor visits. Besides the measure for lack of health insurance, all measures in this section are positive, where a higher rate is a strength for your community. The link below includes more information about each variable.

<https://www.cdc.gov/places/measure-definitions/prevention/index.html>

Lack of Health Insurance

Denison has a crude rate of 19.0% for current lack of health insurance among adults aged 18–64 years, which ranks 958th out of 958 Iowa communities (102nd out of 102 mid-sized communities). The age-adjusted rate for Denison is 19.4%, which ranks 905th out of 905 Iowa communities (102nd out of 102 mid-sized communities).

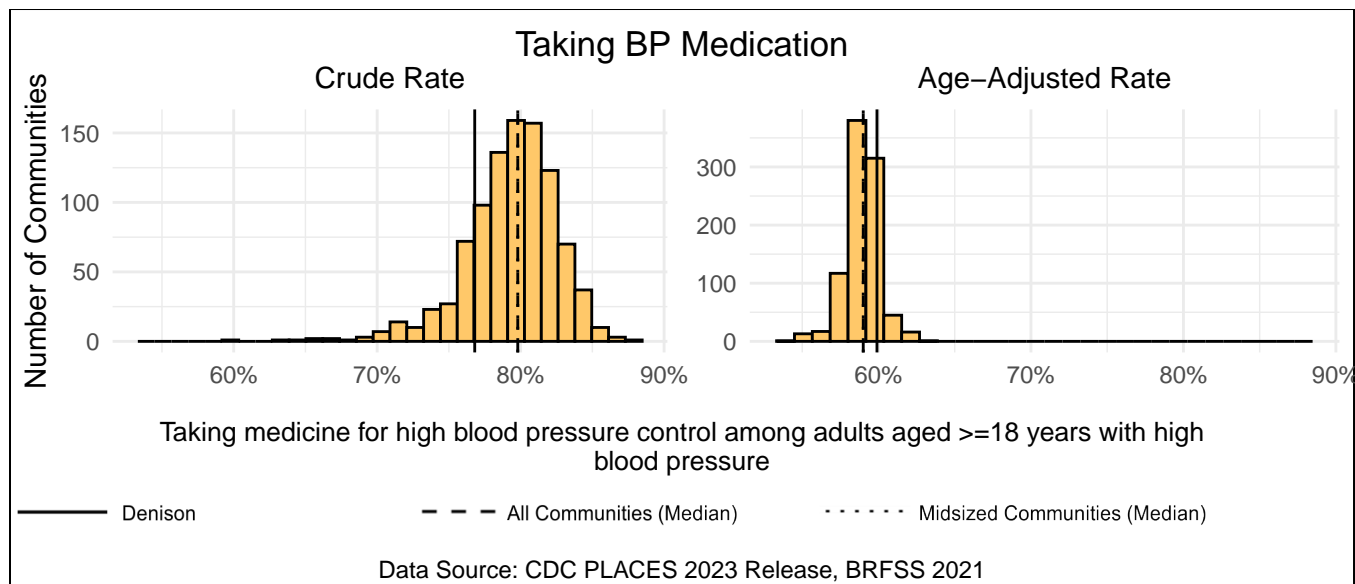
Measure Type	Denison	All Comm.	Midsized Comm.
Crude	19.0%	7.3%	7.6%
Age-Adjusted	19.4%	7.7%	7.9%



Taking BP Medication

Denison has a crude rate of 76.8% for taking medicine for high blood pressure control among adults aged ≥ 18 years with high blood pressure, which ranks 788th out of 958 Iowa communities (76th out of 102 mid-sized communities). The age-adjusted rate for Denison is 59.9%, which ranks 107th out of 905 Iowa communities (22nd out of 102 mid-sized communities).

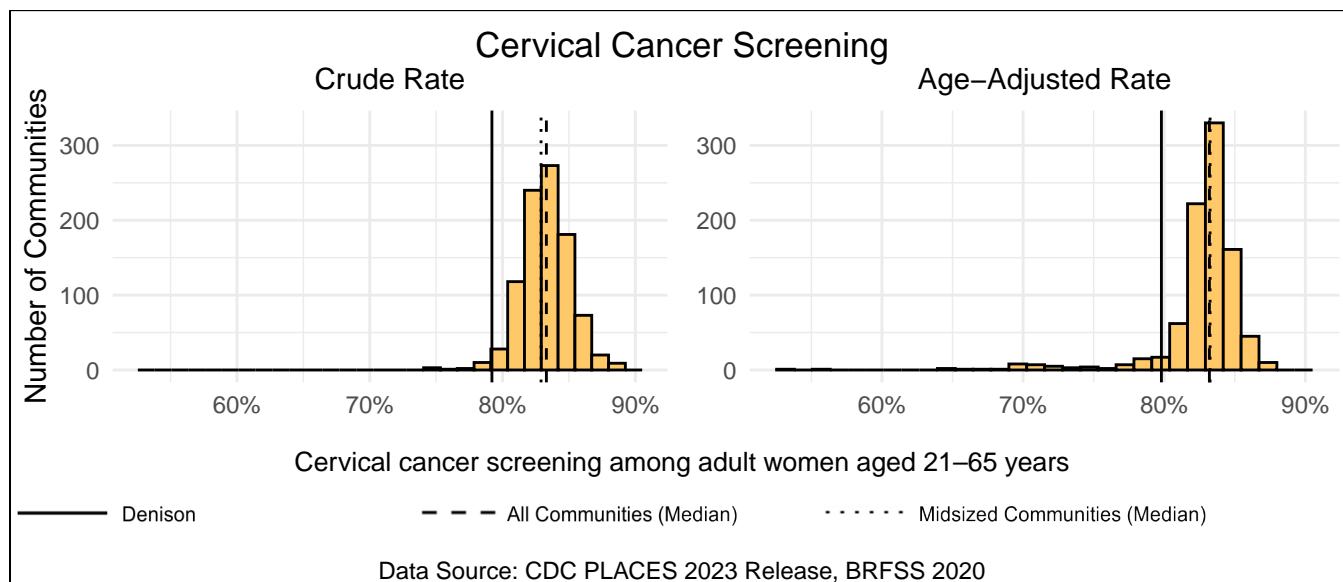
Measure Type	Denison	All Comm.	Midsized Comm.
Crude	76.8%	79.8%	79.8%
Age-Adjusted	59.9%	59.0%	59.0%



Cervical Cancer Screening

Denison has a crude rate of 79.2% for cervical cancer screening among adult women aged 21–65 years, which ranks 941st out of 958 Iowa communities (100th out of 102 mid-sized communities). The age-adjusted rate for Denison is 79.8%, which ranks 839th out of 905 Iowa communities (101st out of 102 mid-sized communities).

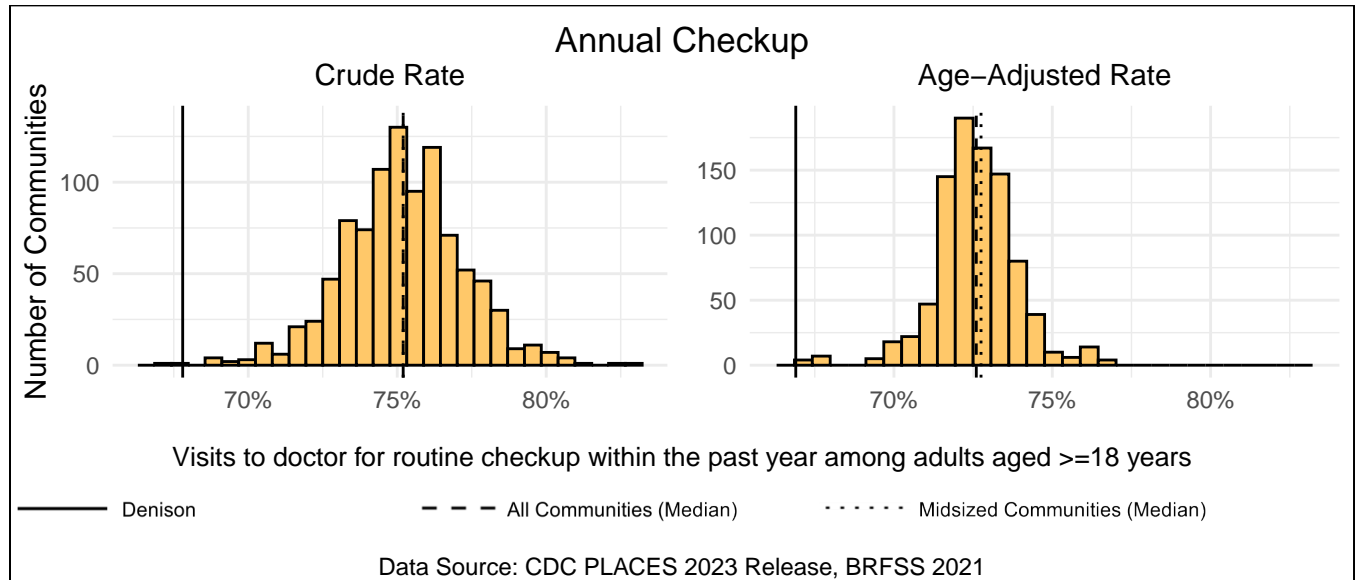
Measure Type	Denison	All Comm.	Midsized Comm.
Crude	79.2%	83.3%	82.9%
Age-Adjusted	79.8%	83.2%	83.2%



Annual Checkup

Denison has a crude rate of 67.8% for visits to doctor for routine checkup within the past year among adults aged ≥ 18 years, which ranks 957th out of 958 Iowa communities (102nd out of 102 midsized communities). The age-adjusted rate for Denison is 66.9%, which ranks 905th out of 905 Iowa communities (102nd out of 102 midsized communities).

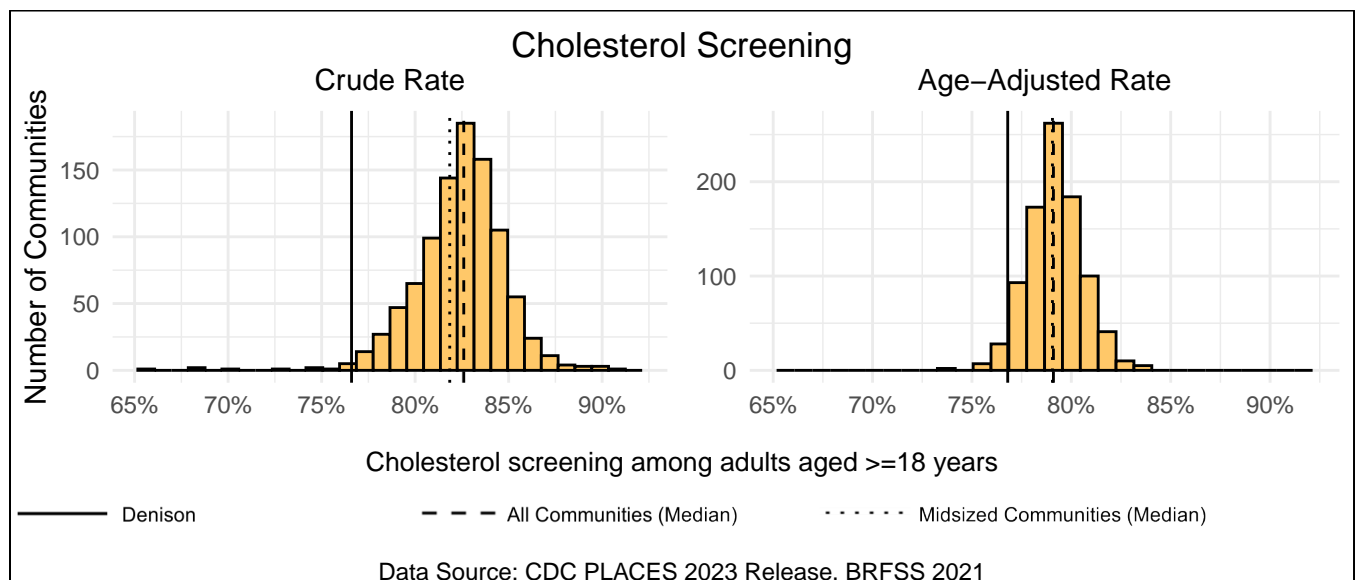
Measure Type	Denison	All Comm.	Midsized Comm.
Crude	67.8%	75.2%	75.2%
Age-Adjusted	66.9%	72.6%	72.8%



Cholesterol Screening

Denison has a crude rate of 76.6% for cholesterol screening among adults aged ≥ 18 years, which ranks 947th out of 958 Iowa communities (100th out of 102 midsized communities). The age-adjusted rate for Denison is 76.8%, which ranks 869th out of 905 Iowa communities (93rd out of 102 midsized communities).

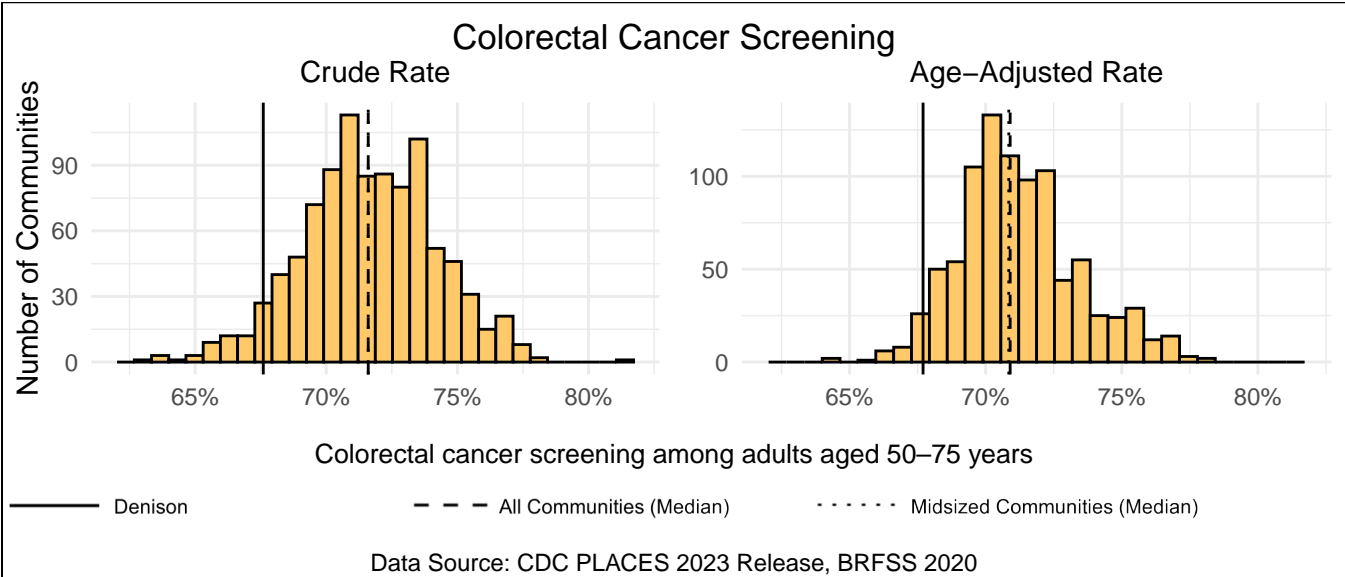
Measure Type	Denison	All Comm.	Midsized Comm.
Crude	76.6%	82.6%	81.8%
Age-Adjusted	76.8%	79.1%	79.0%



Colorectal Cancer Screening

Denison has a crude rate of 67.6% for colorectal cancer screening among adults aged 50–75 years, which ranks 905th out of 958 Iowa communities (101st out of 102 mid-sized communities). The age-adjusted rate for Denison is 67.7%, which ranks 873rd out of 905 Iowa communities (94th out of 102 mid-sized communities).

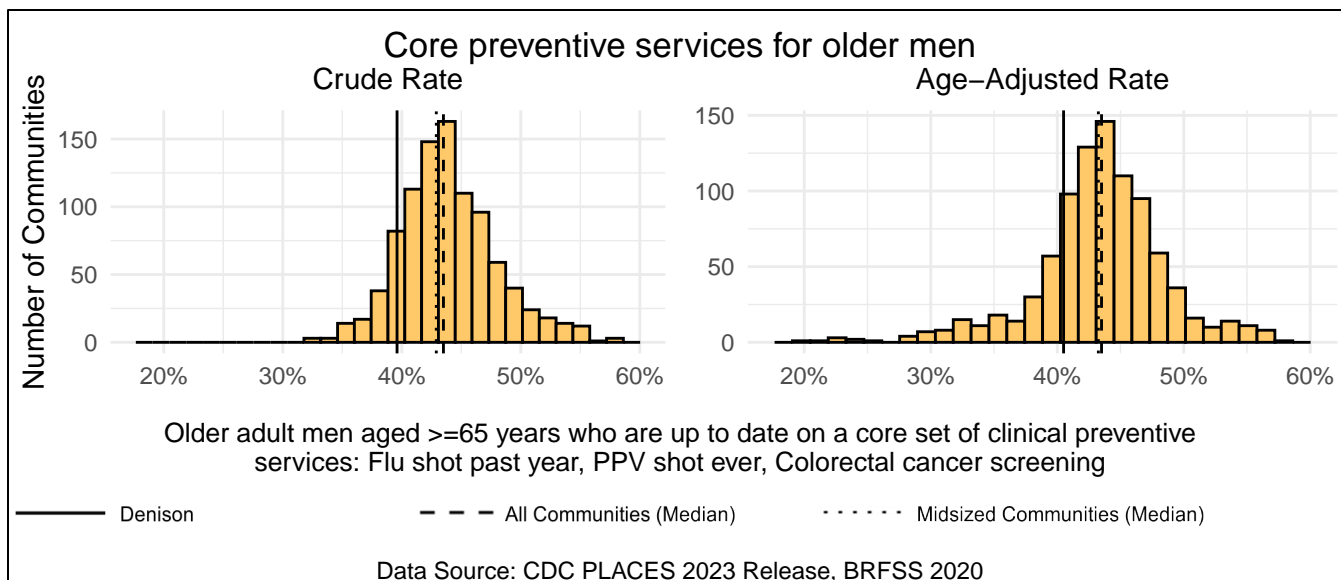
Measure Type	Denison	All Comm.	Midsized Comm.
Crude	67.6%	71.6%	71.6%
Age-Adjusted	67.7%	70.9%	70.8%



Core preventive services for older men

Denison has a crude rate of 39.6% for older adult men aged ≥ 65 years who are up to date on a core set of clinical preventive services: flu shot past year, ppv shot ever, colorectal cancer screening, which ranks 848th out of 958 Iowa communities (84th out of 102 mid-sized communities). The age-adjusted rate for Denison is 40.5%, which ranks 716th out of 905 Iowa communities (79th out of 102 mid-sized communities).

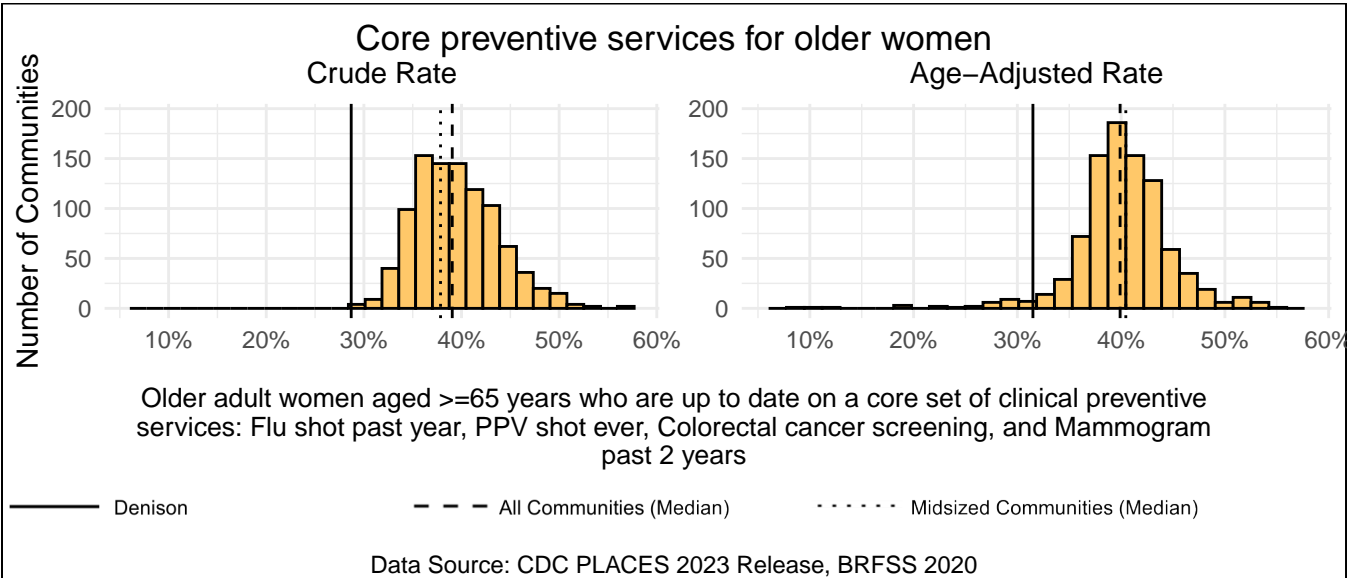
Measure Type	Denison	All Comm.	Midsized Comm.
Crude	39.6%	43.5%	42.9%
Age-Adjusted	40.5%	43.5%	43.2%



Core preventive services for older women

Denison has a crude rate of 28.7% for older adult women aged ≥ 65 years who are up to date on a core set of clinical preventive services: flu shot past year, ppv shot ever, colorectal cancer screening, and mammogram past 2 years, which ranks 958th out of 958 Iowa communities (102nd out of 102 midsized communities). The age-adjusted rate for Denison is 31.5%, which ranks 874th out of 905 Iowa communities (102nd out of 102 midsized communities).

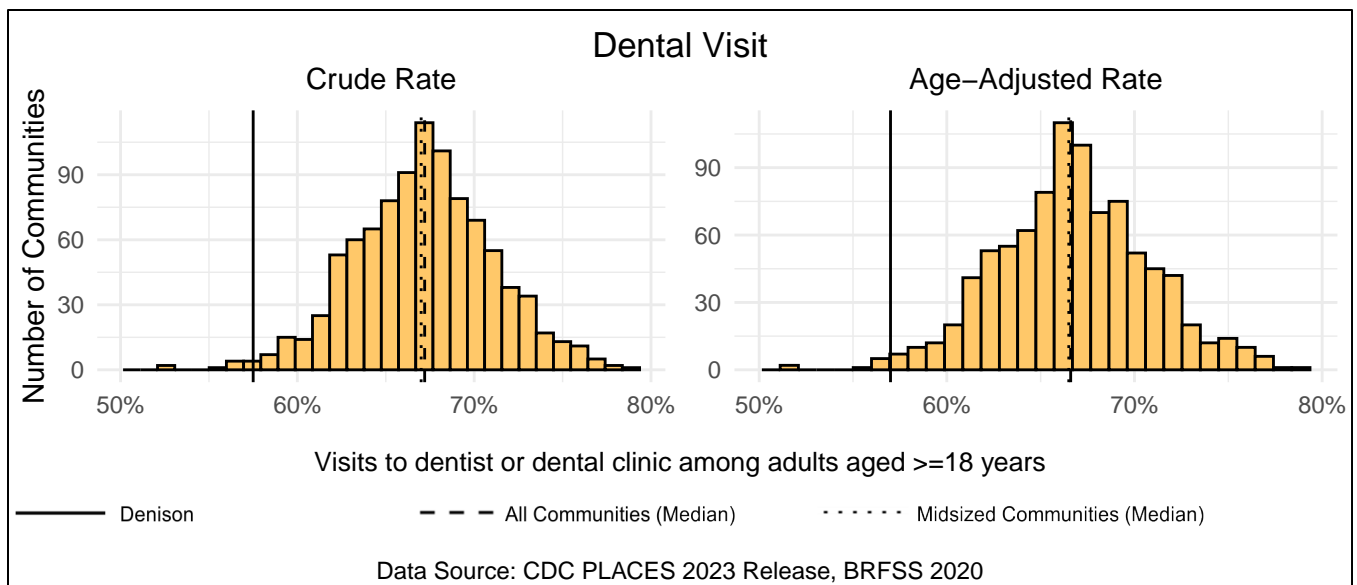
Measure Type	Denison	All Comm.	Midsized Comm.
Crude	28.7%	39.0%	37.8%
Age-Adjusted	31.5%	39.9%	40.4%



Dental Visit

Denison has a crude rate of 57.5% for visits to dentist or dental clinic among adults aged ≥ 18 years, which ranks 948th out of 958 Iowa communities (98th out of 102 midsized communities). The age-adjusted rate for Denison is 57.0%, which ranks 897th out of 905 Iowa communities (99th out of 102 midsized communities).

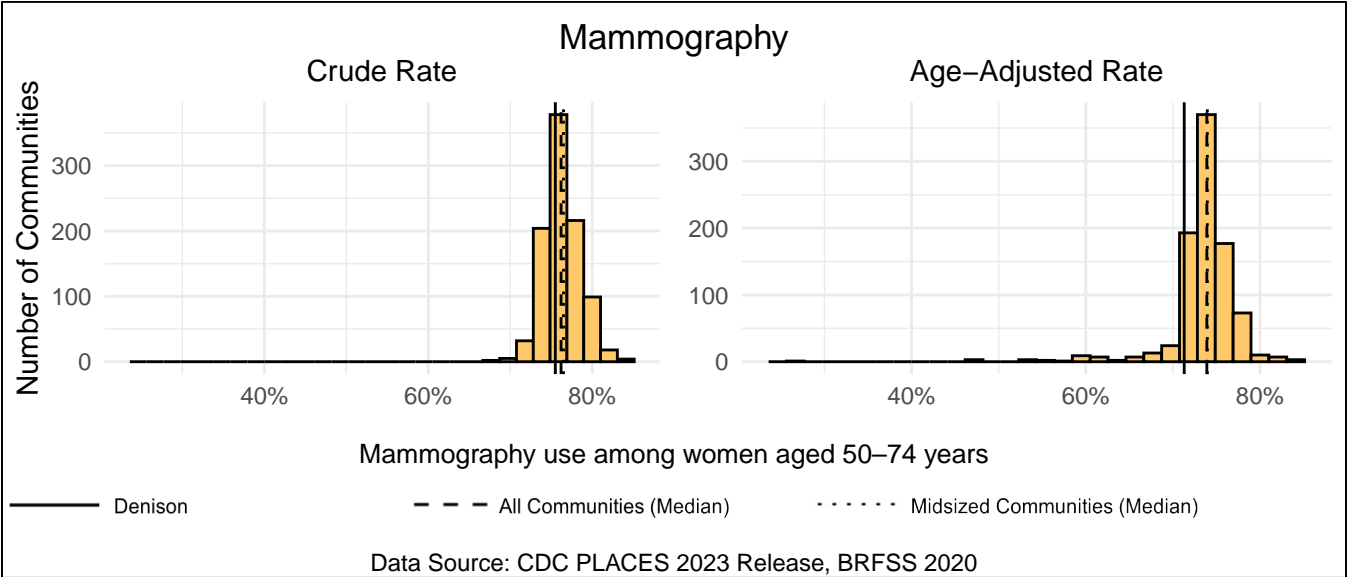
Measure Type	Denison	All Comm.	Midsized Comm.
Crude	57.5%	67.2%	67.0%
Age-Adjusted	57.0%	66.6%	66.5%



Mammography

Denison has a crude rate of 75.5% for mammography use among women aged 50–74 years, which ranks 603rd out of 958 Iowa communities (70th out of 102 mid-sized communities). The age-adjusted rate for Denison is 71.3%, which ranks 811th out of 905 Iowa communities (93rd out of 102 mid-sized communities).

Measure Type	Denison	All Comm.	Midsized Comm.
Crude	75.5%	76.2%	76.5%
Age-Adjusted	71.3%	73.9%	74.0%



Disability

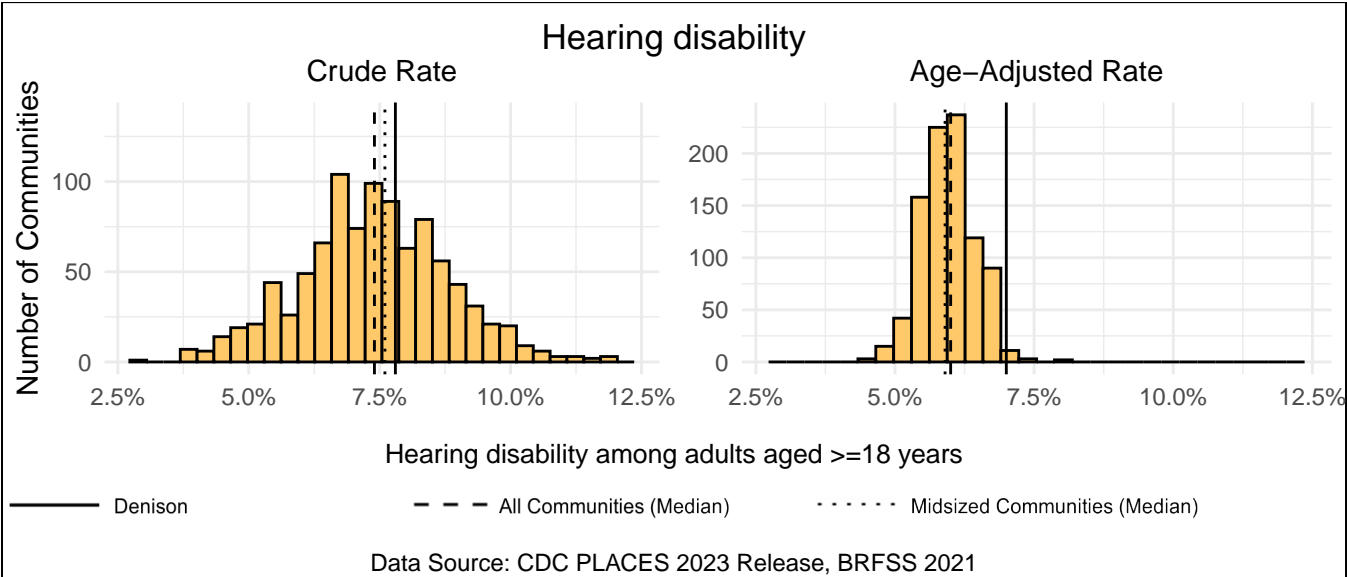
This section includes measures of physical and cognitive disabilities. Respondents were asked to report on six disabilities: hearing, vision, cognition, mobility, self-care, and independent living. The final measure reports the rate of respondents that answered yes to any of the previous six disabilities. The link below includes more information about each variable.

<https://www.cdc.gov/places/measure-definitions/unhealthy-behaviors/index.html>

Hearing disability

Denison has a crude rate of 7.8% for hearing disability among adults aged ≥ 18 years, which ranks 591st out of 958 Iowa communities (59th out of 102 midsize communities). The age-adjusted rate for Denison is 7.0%, which ranks 890th out of 905 Iowa communities (99th out of 102 midsize communities).

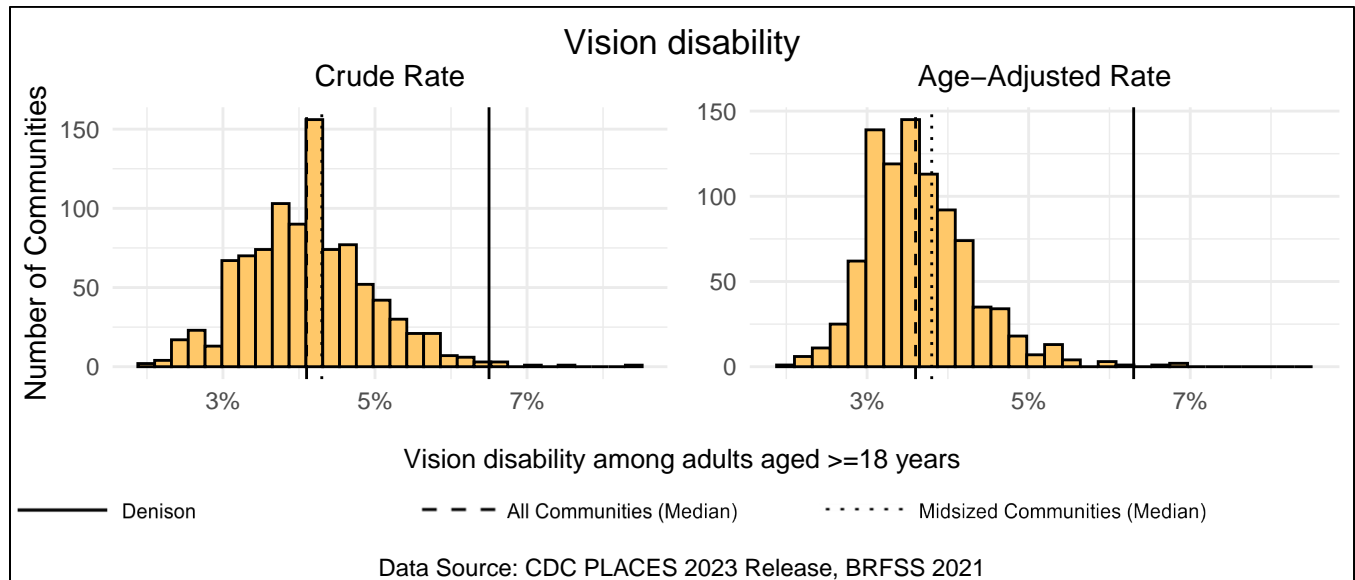
Measure Type	Denison	All Comm.	Midsized Comm.
Crude	7.8%	7.4%	7.6%
Age-Adjusted	7.0%	6.0%	5.9%



Vision disability

Denison has a crude rate of 6.5% for vision disability among adults aged ≥ 18 years, which ranks 952nd out of 958 Iowa communities (100th out of 102 midsize communities). The age-adjusted rate for Denison is 6.3%, which ranks 902nd out of 905 Iowa communities (101st out of 102 midsize communities).

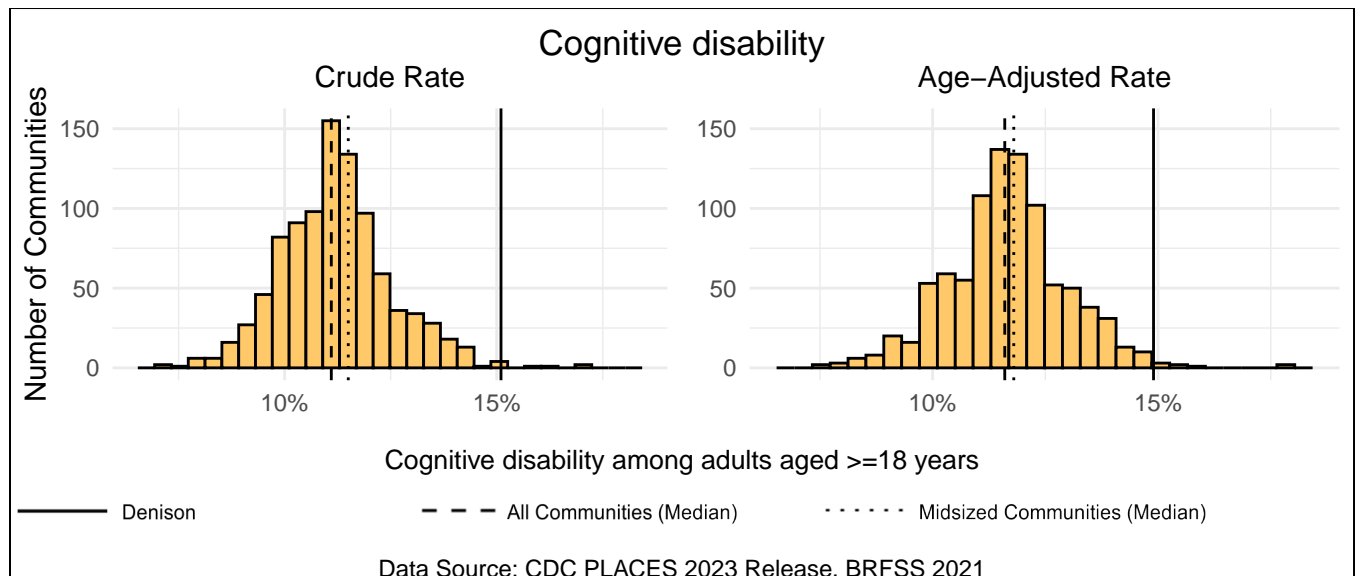
Measure Type	Denison	All Comm.	Midsized Comm.
Crude	6.5%	4.1%	4.3%
Age-Adjusted	6.3%	3.6%	3.8%



Cognitive disability

Denison has a crude rate of 15.1% for cognitive disability among adults aged ≥ 18 years, which ranks 953rd out of 958 Iowa communities (100th out of 102 midsize communities). The age-adjusted rate for Denison is 14.9%, which ranks 898th out of 905 Iowa communities (99th out of 102 midsize communities).

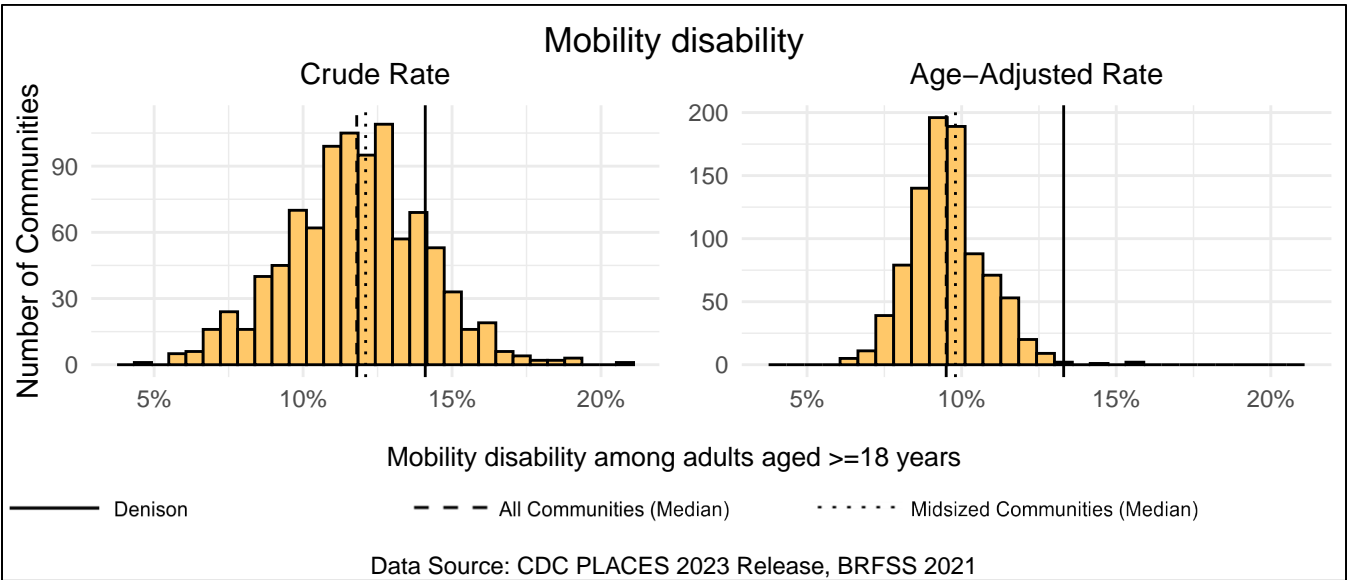
Measure Type	Denison	All Comm.	Midsized Comm.
Crude	15.1%	11.1%	11.5%
Age-Adjusted	14.9%	11.6%	11.8%



Mobility disability

Denison has a crude rate of 14.1% for mobility disability among adults aged >=18 years, which ranks 814th out of 958 Iowa communities (80th out of 102 midsized communities). The age-adjusted rate for Denison is 13.3%, which ranks 901st out of 905 Iowa communities (100th out of 102 midsized communities).

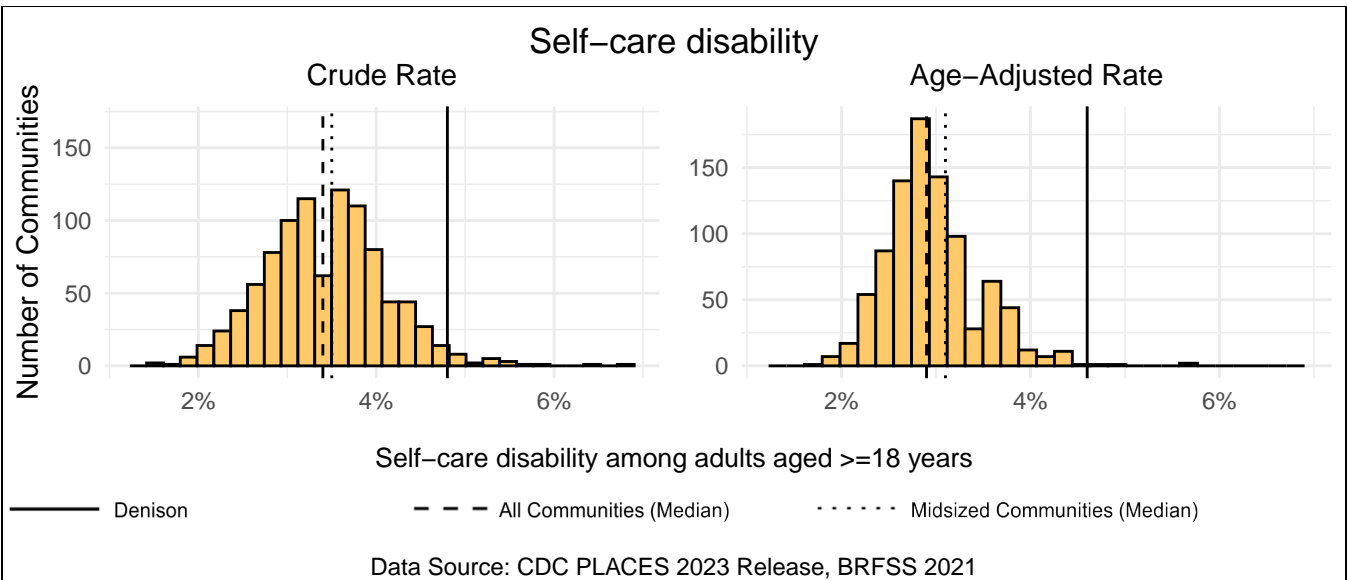
Measure Type	Denison	All Comm.	Midsized Comm.
Crude	14.1%	11.8%	12.1%
Age-Adjusted	13.3%	9.5%	9.8%



Self-care disability

Denison has a crude rate of 4.8% for self-care disability among adults aged >=18 years, which ranks 929th out of 958 Iowa communities (97th out of 102 midsized communities). The age-adjusted rate for Denison is 4.6%, which ranks 901st out of 905 Iowa communities (100th out of 102 midsized communities).

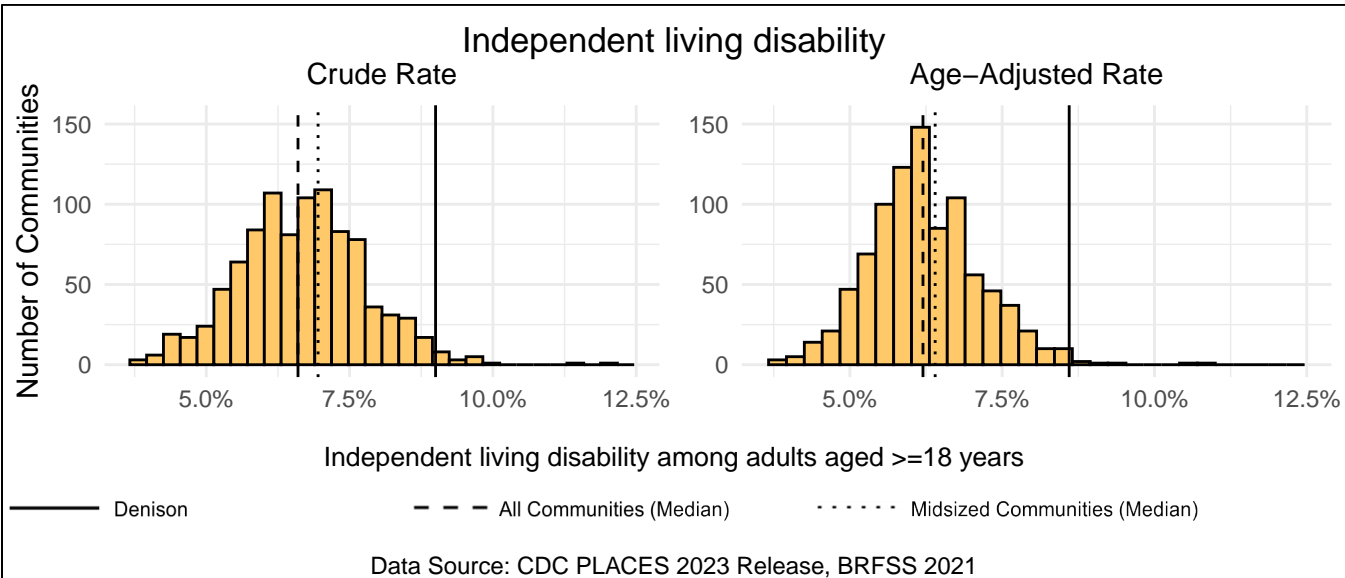
Measure Type	Denison	All Comm.	Midsized Comm.
Crude	4.8%	3.4%	3.5%
Age-Adjusted	4.6%	2.9%	3.1%



Independent living disability

Denison has a crude rate of 9.0% for independent living disability among adults aged ≥ 18 years, which ranks 940th out of 958 Iowa communities (96th out of 102 mid-sized communities). The age-adjusted rate for Denison is 8.6%, which ranks 896th out of 905 Iowa communities (98th out of 102 mid-sized communities).

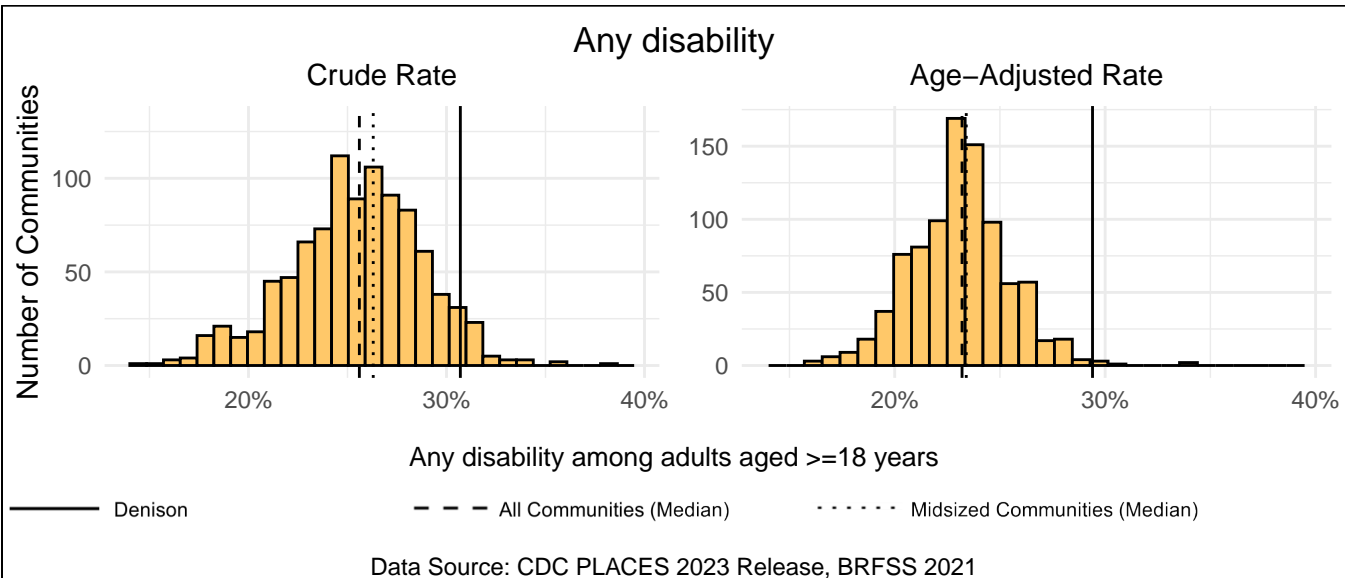
Measure Type	Denison	All Comm.	Midsized Comm.
Crude	9.0%	6.6%	7.0%
Age-Adjusted	8.6%	6.2%	6.4%



Any disability

Denison has a crude rate of 30.7% for any disability among adults aged ≥ 18 years, which ranks 910th out of 958 Iowa communities (93rd out of 102 mid-sized communities). The age-adjusted rate for Denison is 29.4%, which ranks 900th out of 905 Iowa communities (99th out of 102 mid-sized communities).

Measure Type	Denison	All Comm.	Midsized Comm.
Crude	30.7%	25.6%	26.3%
Age-Adjusted	29.4%	23.2%	23.4%



Appendix 1: CDC PLACES Data

This report uses a novel dataset from the Centers for Disease Control and Prevention (CDC) called PLACES: Local Data for Better Health. The PLACES dataset uses small area estimation methods to provide estimates of health measures for counties, places, census tracts, and zip code tabulation areas. The estimates are created with a multilevel statistical modeling framework that utilizes CDC's Behavioral Risk Factor Surveillance System (BRFSS), Census population counts, and American Community Survey demographic and socioeconomic data.

Relevant links for CDC PLACES can be found below:

- [PLACES Homepage](#)
- [Measure Definitions](#)
- [Methodology](#)



Appendix 2: Denison PLACES Data

Category	Health Domain	Crude Rate Rank	Crude Rate (95% CI)	Age-Adj. Rate Rank	Age-Adj. Rate (95% CI)
Health Status	Mental Health	907	16.3% (14.3% - 18.7%)	765	16.5% (14.3% - 18.9%)
Health Status	Physical Health	886	12.6% (10.7% - 14.6%)	900	12.4% (10.6% - 14.3%)
Health Status	General Health	951	20.2% (17.1% - 23.5%)	902	20.0% (16.8% - 23.7%)
Health Risk Behaviors	Binge Drinking	139	17.4% (14.5% - 20.6%)	2	18.0% (15.0% - 21.2%)
Health Risk Behaviors	Sleep <7 hours	856	32.3% (31.3% - 33.5%)	840	33.1% (31.9% - 34.4%)
Health Risk Behaviors	Physical Inactivity	947	33.0% (28.1% - 38.0%)	902	32.7% (27.7% - 38.0%)
Health Risk Behaviors	Current Smoking	828	19.0% (15.7% - 22.6%)	816	20.2% (16.5% - 24.2%)
Health Outcomes	Current Asthma	781	9.7% (8.5% - 11.1%)	628	9.7% (8.5% - 11.1%)
Health Outcomes	Coronary Heart Disease	510	6.6% (5.6% - 7.6%)	881	5.9% (5.1% - 6.9%)
Health Outcomes	Stroke	601	3.5% (3.0% - 4.2%)	894	3.2% (2.8% - 3.7%)
Health Outcomes	Depression	220	17.3% (14.5% - 20.5%)	50	17.5% (14.5% - 20.9%)
Health Outcomes	High Cholesterol	231	34.4% (30.5% - 38.3%)	757	30.7% (26.8% - 34.8%)
Health Outcomes	Arthritis	139	23.9% (20.8% - 27.2%)	376	22.9% (19.8% - 26.1%)
Health Outcomes	Chronic Kidney Disease	540	3.3% (3.0% - 3.8%)	901	3.1% (2.8% - 3.5%)
Health Outcomes	Cancer (except skin)	126	6.7% (6.0% - 7.4%)	8	6.1% (5.5% - 6.8%)
Health Outcomes	All Teeth Lost	955	20.2% (13.1% - 29.4%)	900	19.7% (13.1% - 27.4%)
Health Outcomes	Obesity	601	38.4% (32.7% - 44.3%)	754	39.8% (34.0% - 45.9%)
Health Outcomes	Diabetes	771	11.4% (9.7% - 13.2%)	902	11.1% (9.5% - 12.9%)
Health Outcomes	COPD	674	8.1% (6.6% - 9.7%)	877	7.8% (6.4% - 9.4%)
Health Outcomes	High Blood Pressure	424	31.7% (28.1% - 35.4%)	892	30.7% (27.1% - 34.4%)
Prevention	Taking BP Medication	788	76.8% (73.5% - 79.8%)	107	59.9% (55.0% - 64.7%)
Prevention	Core preventive services for older women	958	28.7% (21.8% - 36.4%)	874	31.5% (24.7% - 39.4%)
Prevention	Colorectal Cancer Screening	905	67.6% (64.0% - 70.9%)	873	67.7% (64.3% - 71.1%)
Prevention	Annual Checkup	957	67.8% (62.8% - 72.3%)	905	66.9% (62.0% - 71.5%)
Prevention	Dental Visit	948	57.5% (53.6% - 61.3%)	897	57.0% (53.2% - 60.9%)

Category	Health Domain	Crude Rate Rank	Crude Rate (95% CI)	Age-Adj. Rate Rank	Age-Adj. Rate (95% CI)
Prevention	Cervical Cancer Screening	941	79.2% (76.8% - 82.0%)	839	79.8% (77.5% - 82.4%)
Prevention	Cholesterol Screening	947	76.6% (72.8% - 80.0%)	869	76.8% (73.1% - 80.1%)
Prevention	Core preventive services for older men	848	39.6% (30.7% - 49.4%)	716	40.5% (31.6% - 50.1%)
Prevention	Health Insurance	958	19.0% (15.1% - 23.1%)	905	19.4% (15.4% - 23.8%)
Prevention	Mammography	603	75.5% (71.0% - 79.4%)	811	71.3% (66.7% - 75.9%)
Disability	Independent Living Disability	940	9.0% (7.6% - 10.6%)	896	8.6% (7.3% - 10.2%)
Disability	Hearing Disability	591	7.8% (6.7% - 8.8%)	890	7.0% (6.1% - 8.0%)
Disability	Any Disability	910	30.7% (26.5% - 35.0%)	900	29.4% (25.3% - 34.1%)
Disability	Vision Disability	952	6.5% (5.5% - 7.7%)	902	6.3% (5.3% - 7.3%)
Disability	Cognitive Disability	953	15.1% (12.8% - 17.6%)	898	14.9% (12.6% - 17.6%)
Disability	Self-care Disability	929	4.8% (4.0% - 5.6%)	901	4.6% (3.9% - 5.3%)
Disability	Mobility Disability	814	14.1% (11.8% - 16.5%)	901	13.3% (11.1% - 15.7%)

The 95% confidence interval shown in parentheses represents the range of 95% of CDC area estimates under different model assumptions using Monte Carlo simulations.

Appendix 3: Midsized Communities (2,500-9,999)

Denison falls into the group of midsized communities, which have a population of 2,500-9,999. In this data, 102 communities have a population in this range. The table below lists all communities in that group, sorted by the population estimate in the CDC PLACES dataset.

Community	Population	Community	Population	Community	Population
Keokuk	9,868	Red Oak	5,563	Dyersville	4,318
Grinnell	9,511	DeWitt	5,508	Forest City	4,254
Fairfield	9,474	Anamosa	5,493	Chariton	4,203
Mount Pleasant	9,214	Osceola	5,455	Jefferson	4,190
Denison	8,316	Algona	5,443	Carlisle	4,116
Sioux Center	8,227	Sheldon	5,417	Rock Valley	4,045
Perry	7,875	Spirit Lake	5,409	Monticello	4,034
Webster City	7,787	Centerville	5,393	Cresco	3,899
Clear Lake	7,642	Clarinda	5,371	West Liberty	3,821
Bondurant	7,617	Winterset	5,366	Waukon	3,818
Decorah	7,611	Windsor Heights	5,200	Carter Lake	3,780
Knoxville	7,523	Cherokee	5,154	Albia	3,705
Creston	7,519	Glenwood	5,128	Emmetsburg	3,671
Charles City	7,364	Manchester	5,112	Osage	3,590
Washington	7,329	Iowa Falls	5,095	Eagle Grove	3,589
Hiawatha	7,179	Sergeant Bluff	5,007	New Hampton	3,473
Nevada	6,933	Vinton	4,953	Robins	3,356
Atlantic	6,770	Shenandoah	4,930	Story City	3,352
Eldridge	6,693	Harlan	4,897	Williamsburg	3,332
Orange City	6,278	Tiffin	4,845	Milford	3,295
Maquoketa	6,123	Humboldt	4,774	West Burlington	3,184
Independence	6,106	Le Claire	4,679	Tipton	3,130
Adel	6,090	Evansdale	4,561	Tama	3,073
Oelwein	5,934	Camanche	4,546	Garner	3,065
Asbury	5,890	Mount Vernon	4,529	Solon	3,020
Estherville	5,881	Huxley	4,331	Wilton	2,939
Polk City	5,604	Hampton	4,328	Onawa	2,876

Community	Population
Saylorville	2,837
Park View	2,835
Sibley	2,830
Fairfax	2,814
Marengo	2,812
Clarion	2,799
Grundy Center	2,792
Madrid	2,784
Missouri Valley	2,692
Bloomfield	2,687
Hawarden	2,673
Postville	2,653
Eldora	2,645
Kalona	2,637
Rock Rapids	2,631
Center Point	2,573
Hudson	2,557
Belmond	2,512
Mitchellville	2,506
West Branch	2,503
Jesup	2,502
