



## Iowa Community Health Snapshot Series

*275 community reports prepared for the Iowa State University  
Extension and Outreach Community and Economic  
Development Unit*



*May 2024*

*By Matthew Voss & Shawn Dorius*

---

*This project was supported by funding from Iowa State University's Extension and Outreach Community and Economic Development Unit via an award from Iowa State University's Presidential Strategic Initiative Plan 2022-2031.*

# Iowa Community Health Snapshot Series

## Table of contents

<b>Health in Carter Lake: Overview</b>	<b>3</b>
Strengths . . . . .	3
Opportunities . . . . .	4
How to Use this Report . . . . .	5
Using Ames, IA as an Example . . . . .	6
<b>Health Status</b>	<b>7</b>
Poor General Health . . . . .	7
Poor Physical Health . . . . .	8
Poor Mental Health . . . . .	8
<b>Health Risk Behaviors</b>	<b>9</b>
Binge Drinking . . . . .	9
Current Smoking . . . . .	10
Physical Inactivity . . . . .	10
Sleep <7 hours . . . . .	11
<b>Health Outcomes</b>	<b>12</b>
Arthritis . . . . .	12
High Blood Pressure . . . . .	13
Cancer (except skin) . . . . .	13
Current Asthma . . . . .	14
Coronary Heart Disease . . . . .	14
COPD . . . . .	15
Depression . . . . .	15
Diabetes . . . . .	16
High Cholesterol . . . . .	16
Chronic Kidney Disease . . . . .	17
Obesity . . . . .	17
Stroke . . . . .	18
All Teeth Lost . . . . .	18
<b>Prevention</b>	<b>19</b>
Lack of Health Insurance . . . . .	19
Taking BP Medication . . . . .	20
Cervical Cancer Screening . . . . .	20
Annual Checkup . . . . .	21
Cholesterol Screening . . . . .	21

---

Colorectal Cancer Screening . . . . .	22
Core preventive services for older men . . . . .	22
Core preventive services for older women . . . . .	24
Dental Visit . . . . .	24
Mammography . . . . .	26
<b>Disability</b>	<b>27</b>
Hearing disability . . . . .	27
Vision disability . . . . .	28
Cognitive disability . . . . .	28
Mobility disability . . . . .	29
Self-care disability . . . . .	29
Independent living disability . . . . .	30
Any disability . . . . .	30
<b>Appendix 1: CDC PLACES Data</b>	<b>31</b>
<b>Appendix 2: Carter Lake PLACES Data</b>	<b>32</b>
<b>Appendix 3: Midsized Communities (2,500-9,999)</b>	<b>34</b>

# Health in Carter Lake: Overview

Dear Community Members & Stakeholders of Carter Lake,

We are pleased to share the Iowa Community Health Snapshot series, a set of reports designed in partnership with Iowa State University’s Community Economic Development to assess the overall landscape of health and well-being across Iowa. The following pages include the health snapshot for your community. The snapshot can be used to see how Carter Lake ranks across various health measures compared to the rest of the state and similarly-sized communities. This comparison allows us to identify Carter Lake’s strengths and opportunities for growth by leveraging the Centers for Disease Control and Prevention PLACES dataset.

The report includes 37 health measures organized topically by general health status, risky behavior, health outcomes, prevention, and disability. We provide a general overview of each health topic, followed by a description of each health measure. Health measure descriptions include crude and age-adjusted rates and a ranking that tells you how your community ranks compared to all Iowa communities and communities of similar size to Carter Lake. Crude rates tell you the raw, un-adjusted percent of the population experiencing the health measure. Age-adjusted rates account for the age distribution present in your community and presents what the rate would be if your community had a standard age distribution. Crude rates can provide a general comparison between communities and age-adjusted rates can give a fairer comparison between communities with different age structures.

## Strengths

Take a look at the top strengths of your community! Below are unadjusted and age-adjusted health measures that represent your community’s strengths. We recommend using continued investment in these areas to maintain them as strengths, as well as building on them to improve in other health domains.

Crude			Age-Adjusted		
Health Domain	Statewide Community Rank	Midsized Community Rank	Health Domain	Statewide Community Rank	Midsized Community Rank
Cancer (except skin)	126th	16th	Cancer (except skin)	74th	11th
High Cholesterol	185th	26th	Binge Drinking	171st	36th
Chronic Kidney Disease	241st	29th	Taking BP Medication	378th	47th
Hearing Disability	282nd	29th	High Cholesterol	379th	41st
Coronary Heart Disease	300th	33rd	Depression	420th	45th

## Opportunities

Below are health measures that represent potential areas for growth in your community. We recommend increasing investment in these areas to support community health and well-being.

Crude			Age-Adjusted		
Health Domain	Statewide Community Rank	Midsized Community Rank	Health Domain	Statewide Community Rank	Midsized Community Rank
Dental Visit	941st	93rd	Dental Visit	884th	93rd
Sleep <7 hours	932nd	96th	Any Disability	878th	94th
Mental Health	924th	95th	Health Insurance	868th	92nd
Mammography	923rd	102nd	High Blood Pressure	865th	88th
Health Insurance	922nd	91st	Cholesterol Screening	861st	88th

Please review the rest of the report to learn more about your community and reach out to us with questions about the report or for recommendations to improve the overall health and well-being in Carter Lake.

Sincerely,



*Shawn F. Dorius, PhD*  
*Iowa State University*  
*Public Science Collaborative*



**IOWA STATE UNIVERSITY**  
Extension and Outreach  
Community and Economic Development

This project was supported by funding from Iowa State University's Extension and Outreach Community and Economic Development Unit, via an award from Iowa State University's Presidential Strategic Initiative Plan 2022-2031.

---

## How to Use this Report

The purpose of the Iowa Community Health Snapshot Series is to provide an overview of health in Carter Lake that can be used to help inform health-related interventions and programming. This report contains five sections, including the overall health status of Carter Lake, a review of risky behaviors in the community, and information on various health outcomes, prevention measures, and disability needs. Each section includes an overview of the health domain, a breakdown of its underlying health measures, and data to see how Carter Lake compares to the rest of the state and similarly-sized communities.

With a population of 3,780, Carter Lake’s similarly sized communities are defined as midsized communities. In Iowa, midsized communities have an average population of 4,787, and there are 102 communities that are considered midsized communities. To see all of the communities in this population group, please see Appendix 3 of this report.

Group	Population Range	Number of Communities
Large	50,000+	11
Mid-Large	10,000-49,999	31
Midsized	2,500-9,999	102
Small	1,000-2,499	138
Very Small	0-999	676
Total		958

Using Ames, IA as an Example

The graphic below is an example of the details included for each health measure. The table in the upper right shows your community’s crude and age-adjusted rate estimates alongside their averages across all Iowa communities and similarly-sized communities. The images below show the distribution of the health measure across communities. The vertical lines correspond with the values in the table to show the estimate for the specific community compared to communities across the state. The solid black line in each plot represents the community rate, with the dashed lines indicating the average rate for all Iowa communities and the dotted lines showing the average rate for similarly-sized communities.



The example graphic above displays the poor mental health rate in Ames, Iowa. The left plot shows the crude rate of poor mental health in the community. Crude rates are the raw, un-adjusted percent of the population experiencing the health measure. Notice how the solid black line is closer to the right of the plot than the dashed and dotted lines; this indicates that Ames has a higher crude rate of poor mental health than most communities in the state. However, the age-adjusted rate plot on the right shows the solid line closer to the peak of the distribution and averages for the state and similarly-sized communities, indicating that when accounting for Ames’s unique age distribution, Ames’s poor mental health rate is not a significant outlier, and is estimated to be lower than the statewide average. Accounting for crude and age-adjusted rates is critical to help inform health interventions as age-adjusted rates can help contextualize the health measure within the population.

# Health Status

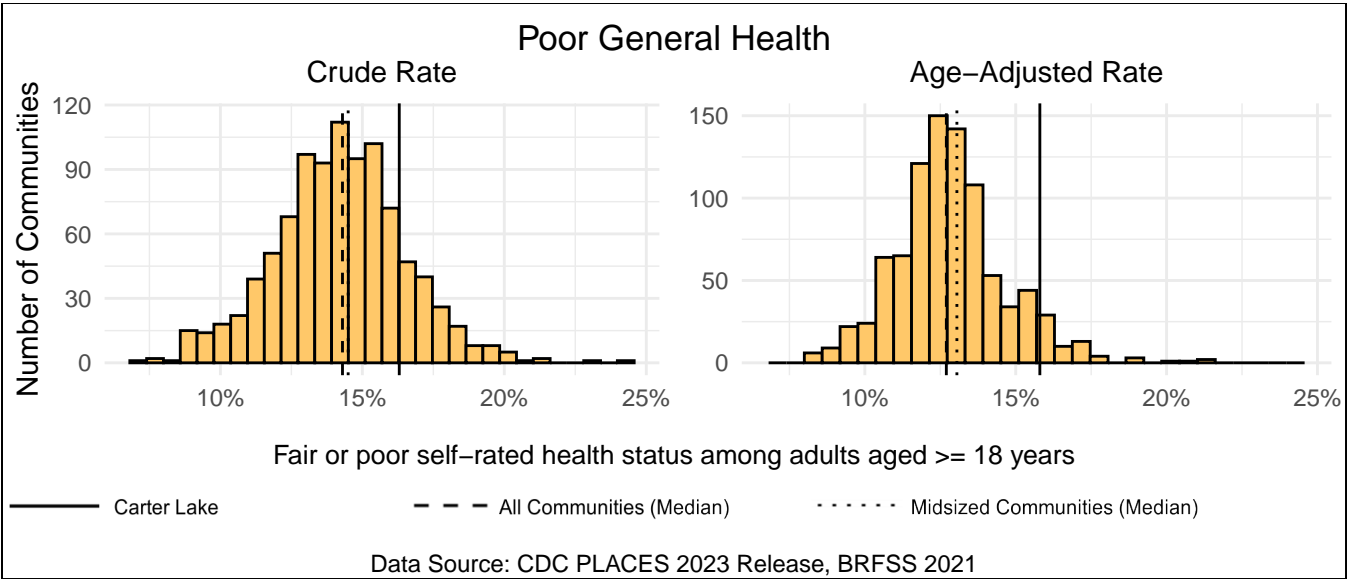
This section reflects measures for overall health, including general, physical, and mental health. These measures are a valuable way to see a simple summary of the health of a country’s population. The questions to calculate these measures ask respondents to evaluate their health status. General health is evaluated on a 5-point scale where respondents can report their health status as one of “excellent,” “very good,” “good,” “fair,” or “poor,” from which the respondents who answer “fair” or “poor” are included in the measure. Physical and mental health are evaluated as the rate of respondents who say they have had 14 or more days in the last 30 days in which their physical or mental health was not good. The URL below includes more information about each variable.

<https://www.cdc.gov/places/measure-definitions/health-status/index.html>

## Poor General Health

Carter Lake has a crude rate of 16.3% for fair or poor self-rated health status among adults aged >= 18 years, which ranks 803rd out of 958 Iowa communities (74th out of 102 mid-sized communities). The age-adjusted rate for Carter Lake is 15.8%, which ranks 856th out of 905 Iowa communities (84th out of 102 mid-sized communities).

Measure Type	Carter Lake	All Comm.	Midsized Comm.
Crude	16.3%	14.3%	14.5%
Age-Adjusted	15.8%	12.7%	13.0%

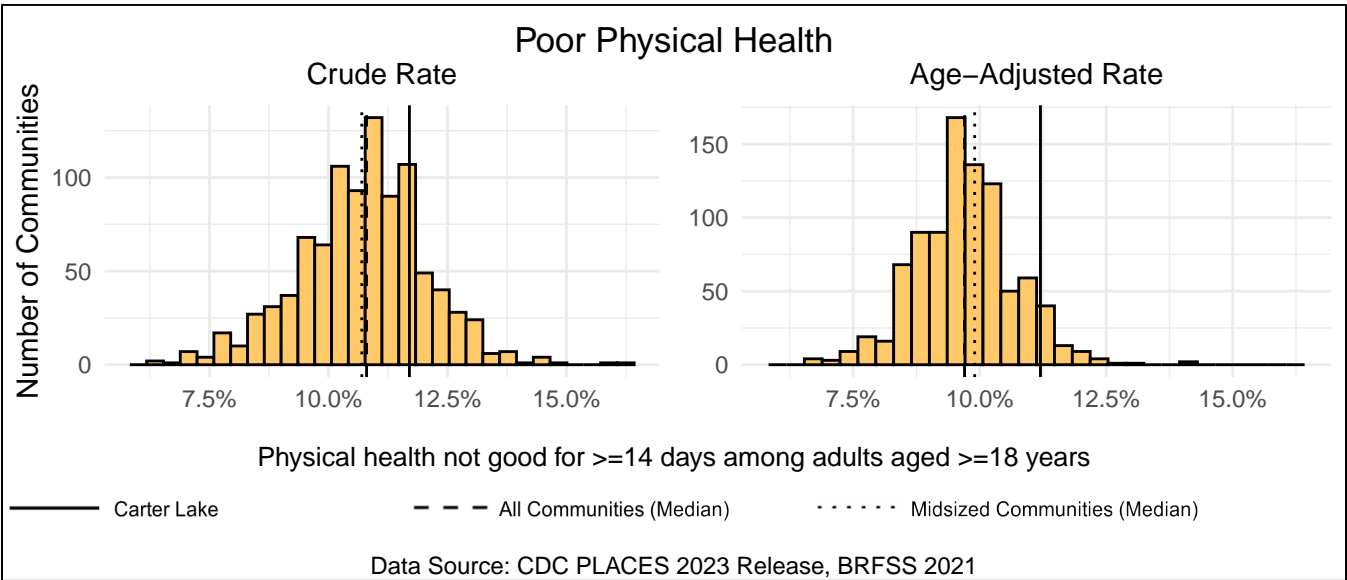




# Poor Physical Health

Carter Lake has a crude rate of 11.7% for physical health not good for >=14 days among adults aged >=18 years, which ranks 748th out of 958 Iowa communities (75th out of 102 mid-sized communities). The age-adjusted rate for Carter Lake is 11.2%, which ranks 836th out of 905 Iowa communities (87th out of 102 mid-sized communities).

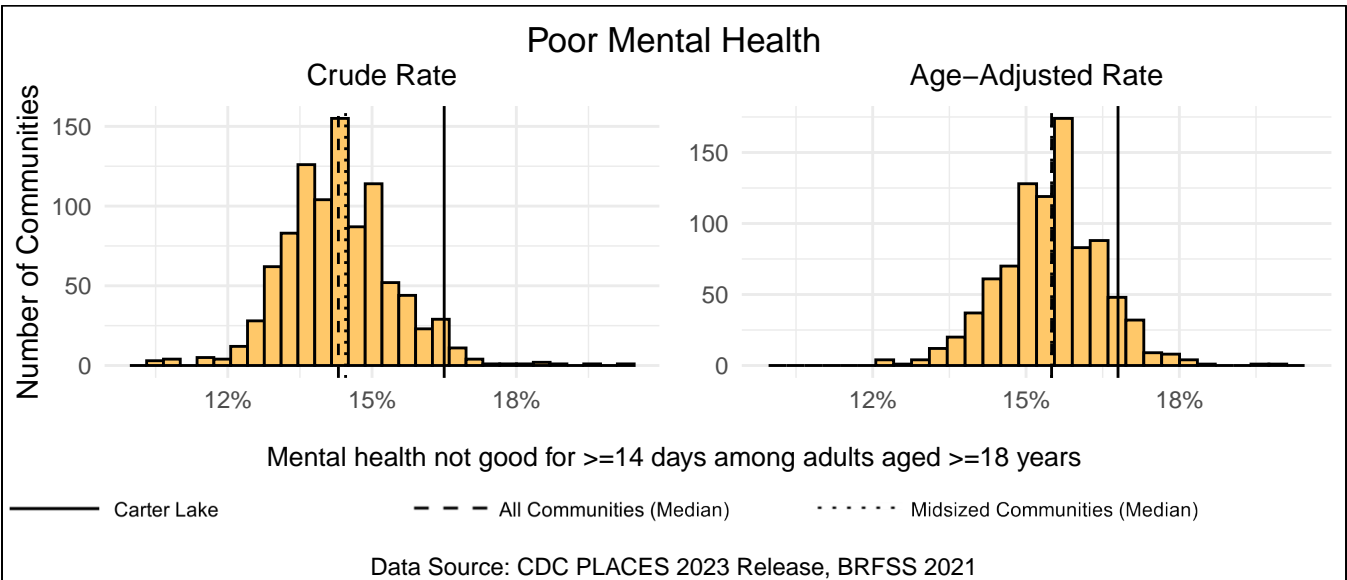
Measure Type	Carter Lake	All Comm.	Mid-sized Comm.
Crude	11.7%	10.8%	10.7%
Age-Adjusted	11.2%	9.7%	9.9%



# Poor Mental Health

Carter Lake has a crude rate of 16.5% for mental health not good for >=14 days among adults aged >=18 years, which ranks 924th out of 958 Iowa communities (95th out of 102 mid-sized communities). The age-adjusted rate for Carter Lake is 16.8%, which ranks 821st out of 905 Iowa communities (86th out of 102 mid-sized communities).

Measure Type	Carter Lake	All Comm.	Mid-sized Comm.
Crude	16.5%	14.3%	14.4%
Age-Adjusted	16.8%	15.5%	15.5%



# Health Risk Behaviors

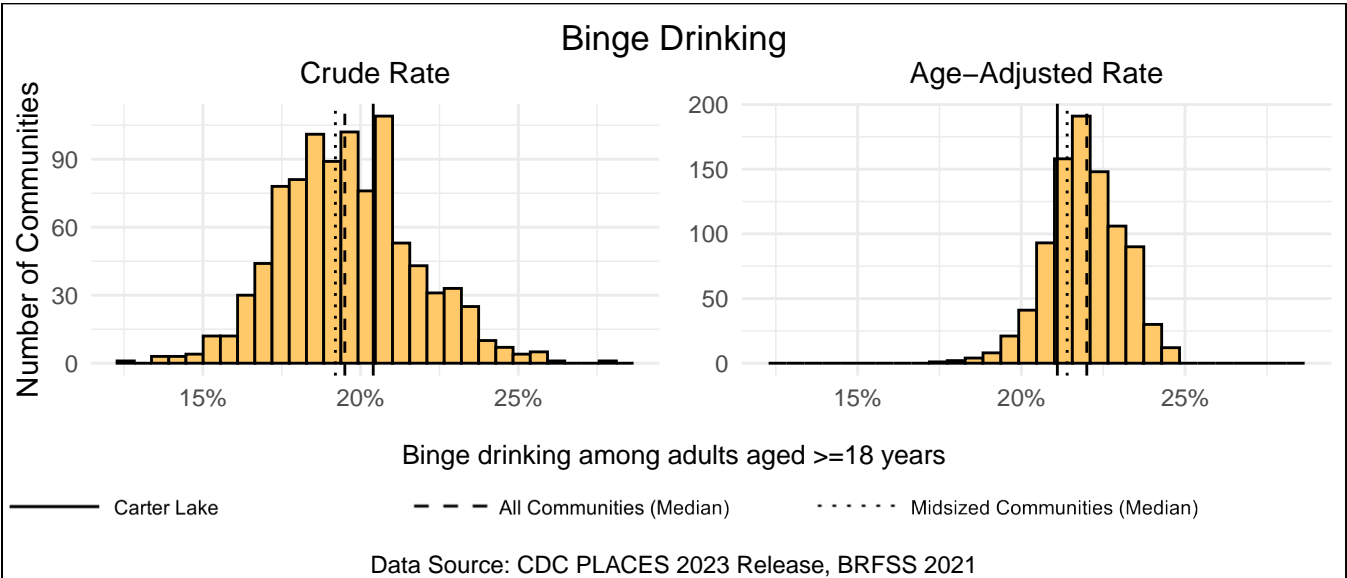
Health risk measures are measures of individual behaviors that can lead to poor health outcomes. These include binge drinking, current smoking, physical inactivity, and getting less than seven hours of nightly sleep. Risk behaviors are the most critical intervention points as they can help save lives and drastically improve health outcomes later in life. Each measure is calculated as the rate of respondents participating in a high level of risk behavior. The exact cutoff points for the behavior depend on the health area. The link below includes more information about each variable.

<https://www.cdc.gov/places/measure-definitions/unhealthy-behaviors/index.html>

## Binge Drinking

Carter Lake has a crude rate of 20.4% for binge drinking among adults aged  $\geq 18$  years, which ranks 626th out of 958 Iowa communities (70th out of 102 midsize communities). The age-adjusted rate for Carter Lake is 21.1%, which ranks 171st out of 905 Iowa communities (36th out of 102 midsize communities).

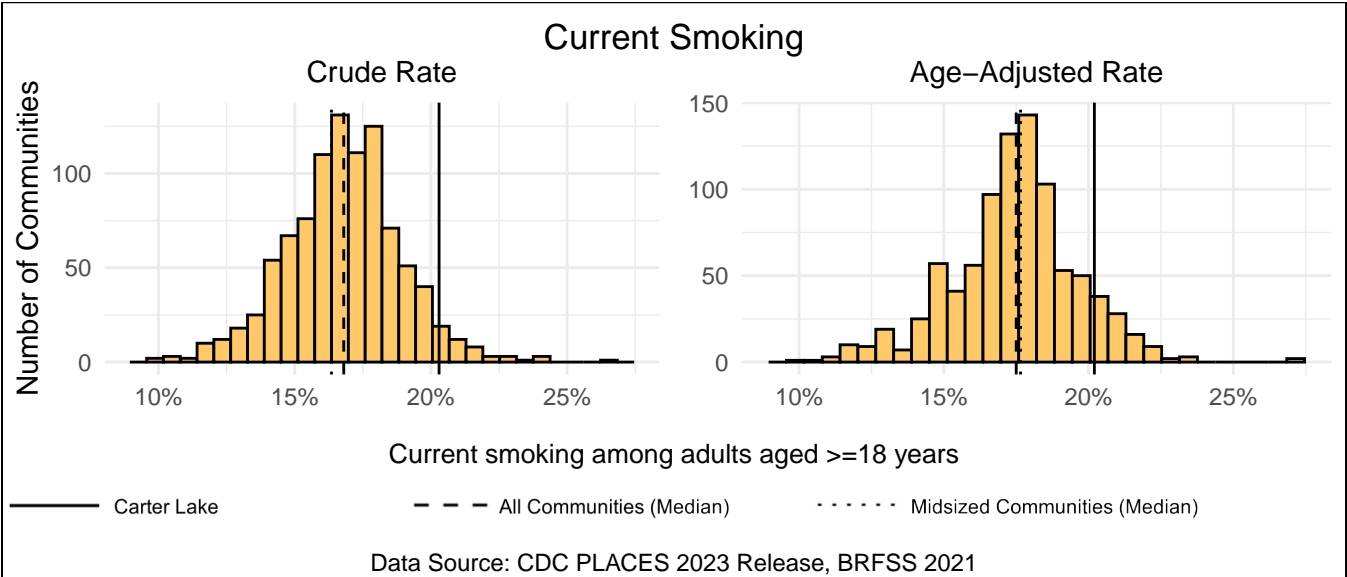
Measure Type	Carter Lake	All Comm.	Midsized Comm.
Crude	20.4%	19.5%	19.2%
Age-Adjusted	21.1%	22.0%	21.4%



# Current Smoking

Carter Lake has a crude rate of 20.3% for current smoking among adults aged >=18 years, which ranks 917th out of 958 Iowa communities (96th out of 102 midsize communities). The age-adjusted rate for Carter Lake is 20.2%, which ranks 816th out of 905 Iowa communities (86th out of 102 midsize communities).

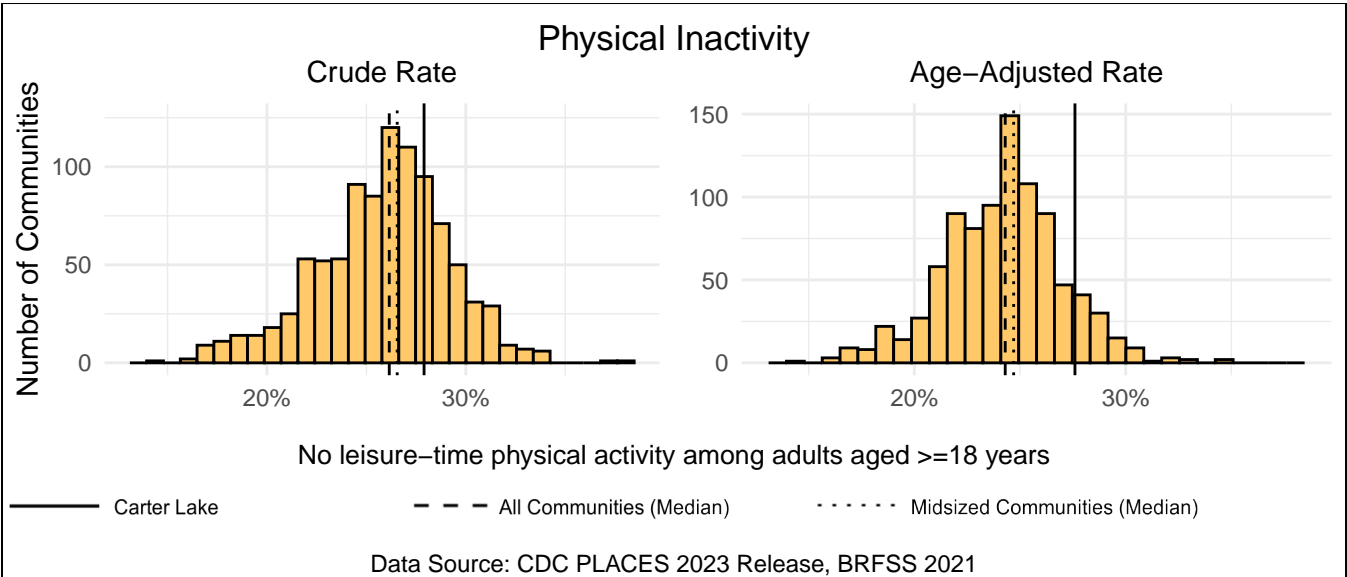
Measure Type	Carter Lake	All Comm.	Midsize Comm.
Crude	20.3%	16.8%	16.4%
Age-Adjusted	20.2%	17.5%	17.6%



# Physical Inactivity

Carter Lake has a crude rate of 27.9% for no leisure-time physical activity among adults aged >=18 years, which ranks 708th out of 958 Iowa communities (70th out of 102 midsize communities). The age-adjusted rate for Carter Lake is 27.6%, which ranks 806th out of 905 Iowa communities (79th out of 102 midsize communities).

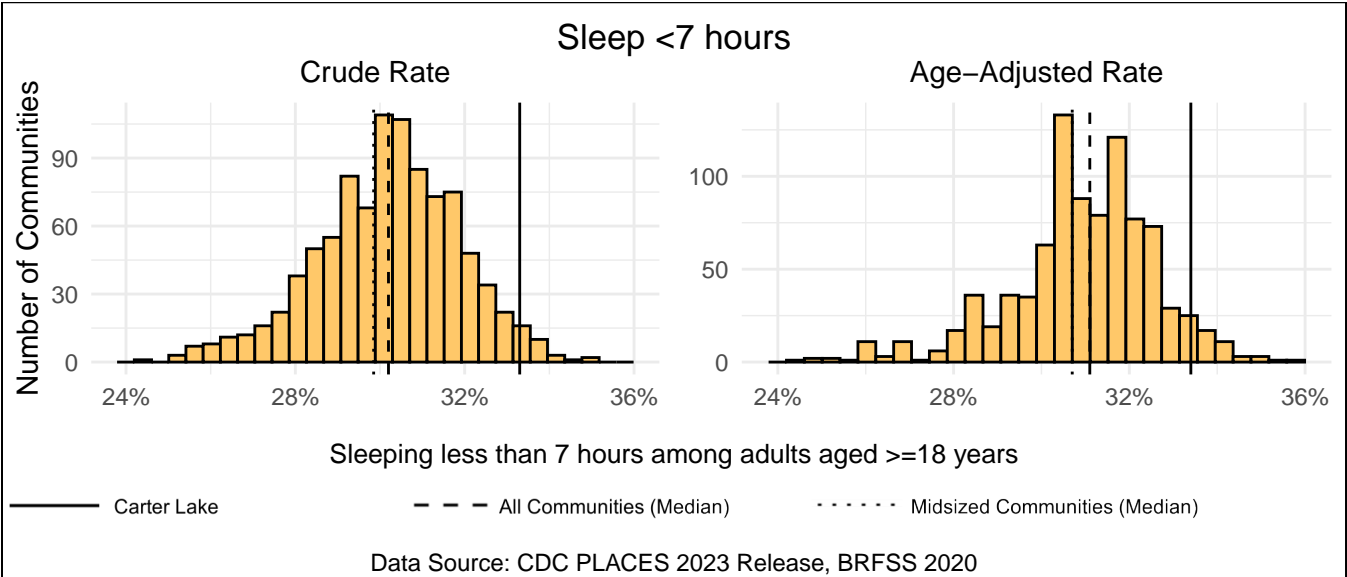
Measure Type	Carter Lake	All Comm.	Midsize Comm.
Crude	27.9%	26.1%	26.6%
Age-Adjusted	27.6%	24.3%	24.7%



Sleep <7 hours

Carter Lake has a crude rate of 33.3% for sleeping less than 7 hours among adults aged >=18 years, which ranks 932nd out of 958 Iowa communities (96th out of 102 mid-sized communities). The age-adjusted rate for Carter Lake is 33.4%, which ranks 857th out of 905 Iowa communities (92nd out of 102 mid-sized communities).

Measure Type	Carter Lake	All Comm.	Midsized Comm.
Crude	33.3%	30.2%	29.8%
Age-Adjusted	33.4%	31.1%	30.7%



# Health Outcomes

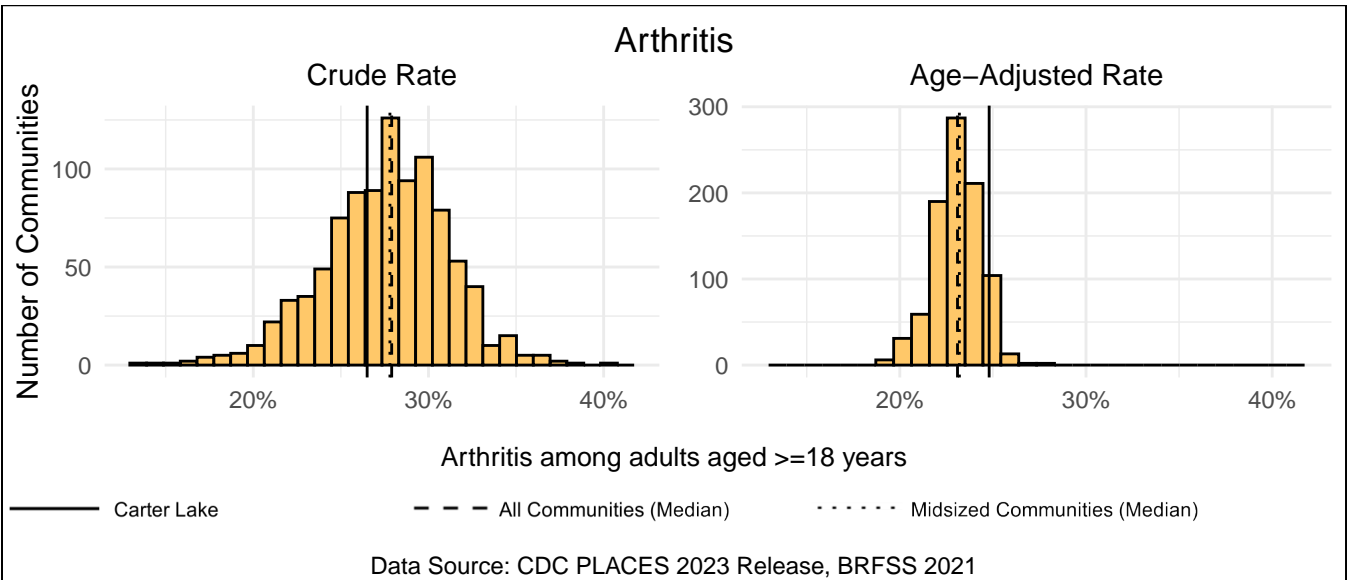
This section includes measures about specific health outcomes such as chronic illness, mental health conditions, and risk factors for future disease. Health outcome measures include but are not limited to arthritis, high blood pressure, cancer, depression, and obesity. Each measure is the percentage of respondents reporting receiving the diagnosis by a doctor, nurse, or other health professional. The link below includes more information about each variable.

<https://www.cdc.gov/places/measure-definitions/health-outcomes/index.html>

## Arthritis

Carter Lake has a crude rate of 26.5% for arthritis among adults aged  $\geq 18$  years, which ranks 341st out of 958 Iowa communities (35th out of 102 midsize communities). The age-adjusted rate for Carter Lake is 24.8%, which ranks 834th out of 905 Iowa communities (89th out of 102 midsize communities).

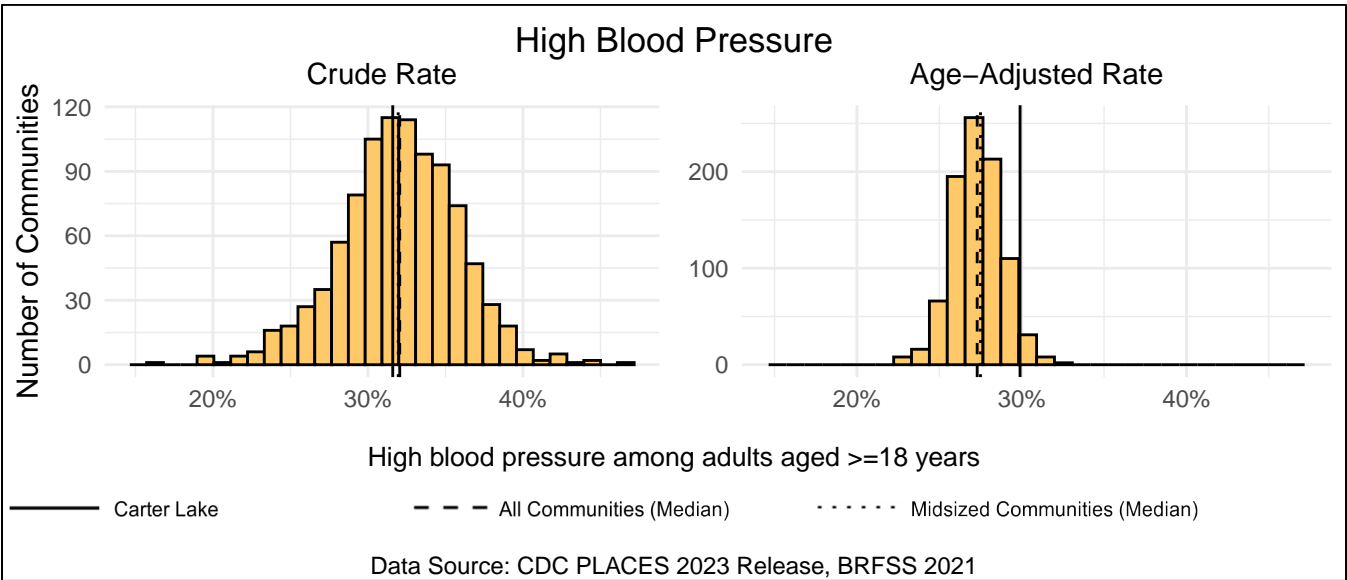
Measure Type	Carter Lake	All Comm.	Midsized Comm.
Crude	26.5%	27.9%	27.8%
Age-Adjusted	24.8%	23.1%	23.2%



# High Blood Pressure

Carter Lake has a crude rate of 31.6% for high blood pressure among adults aged  $\geq 18$  years, which ranks 408th out of 958 Iowa communities (44th out of 102 midsized communities). The age-adjusted rate for Carter Lake is 29.9%, which ranks 865th out of 905 Iowa communities (88th out of 102 midsized communities).

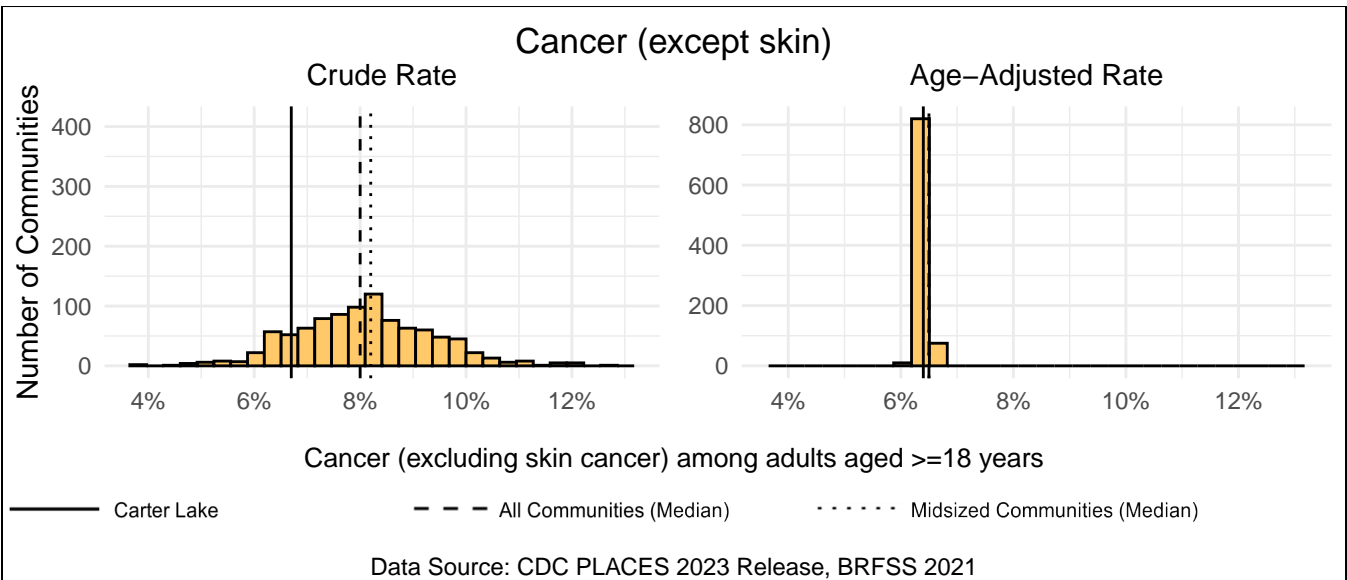
Measure Type	Carter Lake	All Comm.	Midsized Comm.
Crude	31.6%	32.0%	32.0%
Age-Adjusted	29.9%	27.3%	27.5%



# Cancer (except skin)

Carter Lake has a crude rate of 6.7% for cancer (excluding skin cancer) among adults aged  $\geq 18$  years, which ranks 126th out of 958 Iowa communities (16th out of 102 midsized communities). The age-adjusted rate for Carter Lake is 6.4%, which ranks 74th out of 905 Iowa communities (11th out of 102 midsized communities).

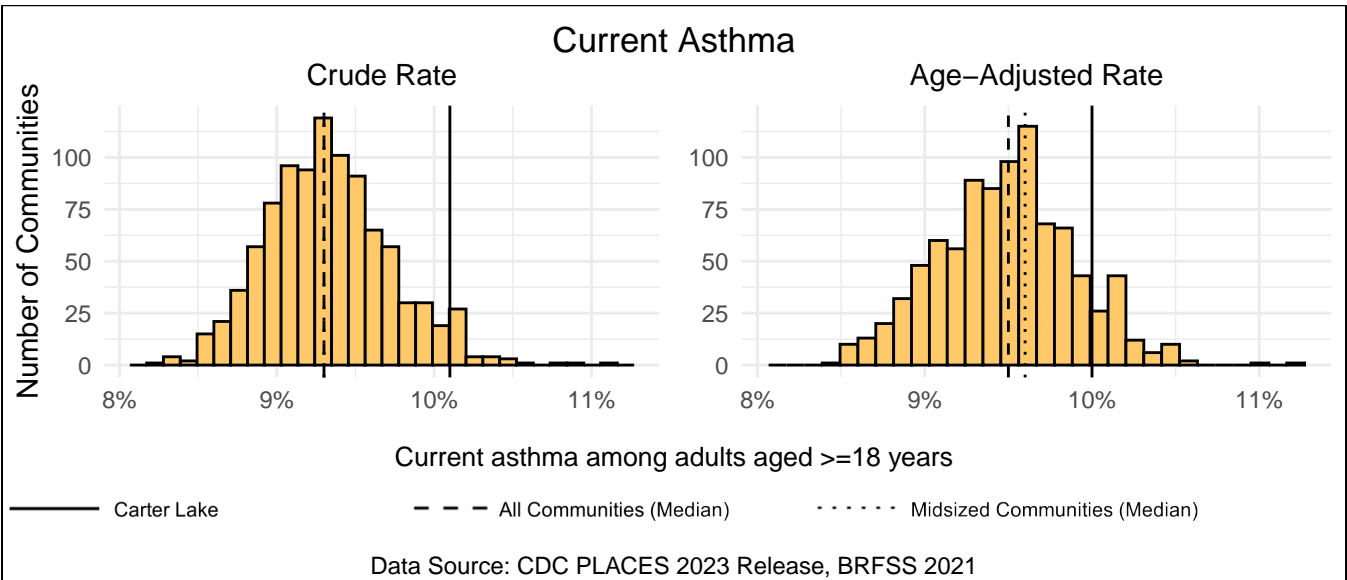
Measure Type	Carter Lake	All Comm.	Midsized Comm.
Crude	6.7%	8.0%	8.2%
Age-Adjusted	6.4%	6.5%	6.5%



## Current Asthma

Carter Lake has a crude rate of 10.1% for current asthma among adults aged  $\geq 18$  years, which ranks 917th out of 958 Iowa communities (94th out of 102 midsize communities). The age-adjusted rate for Carter Lake is 10.0%, which ranks 805th out of 905 Iowa communities (83rd out of 102 midsize communities).

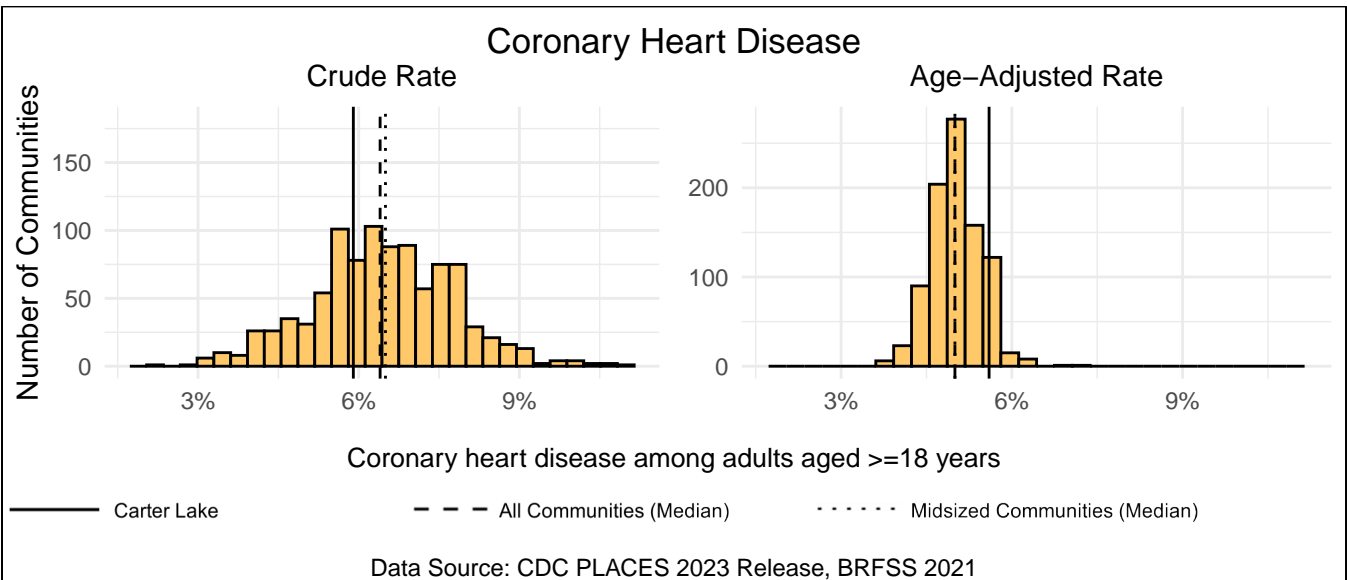
Measure Type	Carter Lake	All Comm.	Midsized Comm.
Crude	10.1%	9.3%	9.3%
Age-Adjusted	10.0%	9.5%	9.6%



## Coronary Heart Disease

Carter Lake has a crude rate of 5.9% for coronary heart disease among adults aged  $\geq 18$  years, which ranks 300th out of 958 Iowa communities (33rd out of 102 midsize communities). The age-adjusted rate for Carter Lake is 5.6%, which ranks 797th out of 905 Iowa communities (84th out of 102 midsize communities).

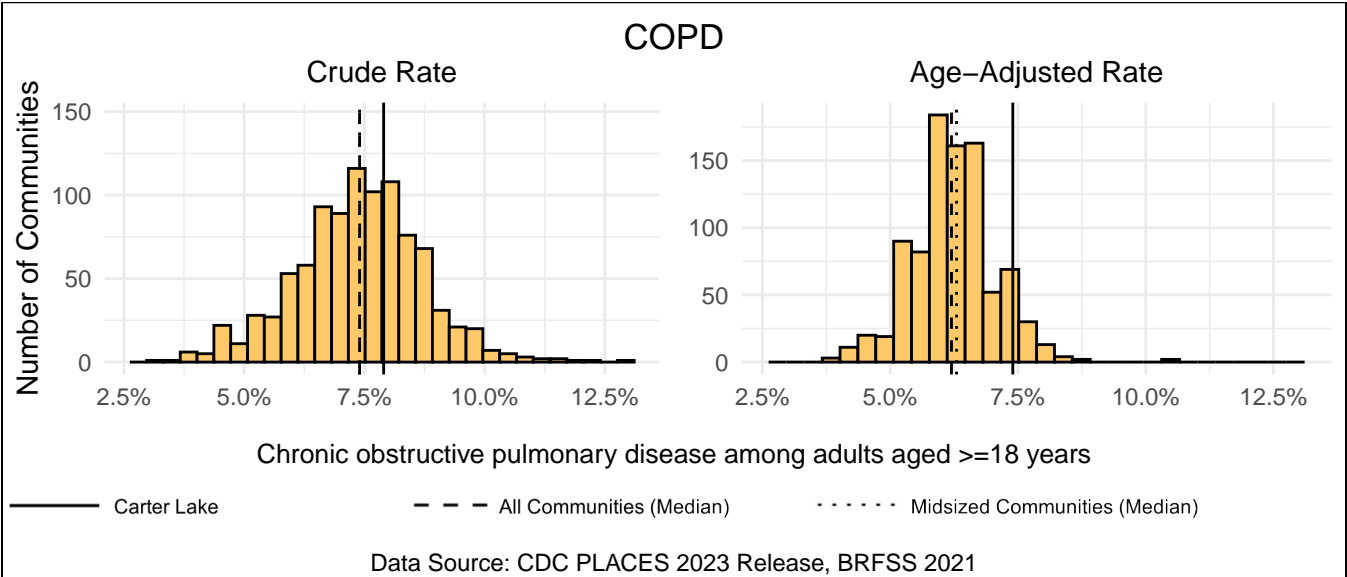
Measure Type	Carter Lake	All Comm.	Midsized Comm.
Crude	5.9%	6.4%	6.5%
Age-Adjusted	5.6%	5.0%	5.0%



# COPD

Carter Lake has a crude rate of 7.9% for chronic obstructive pulmonary disease among adults aged  $\geq 18$  years, which ranks 613th out of 958 Iowa communities (64th out of 102 mid-sized communities). The age-adjusted rate for Carter Lake is 7.4%, which ranks 822nd out of 905 Iowa communities (85th out of 102 mid-sized communities).

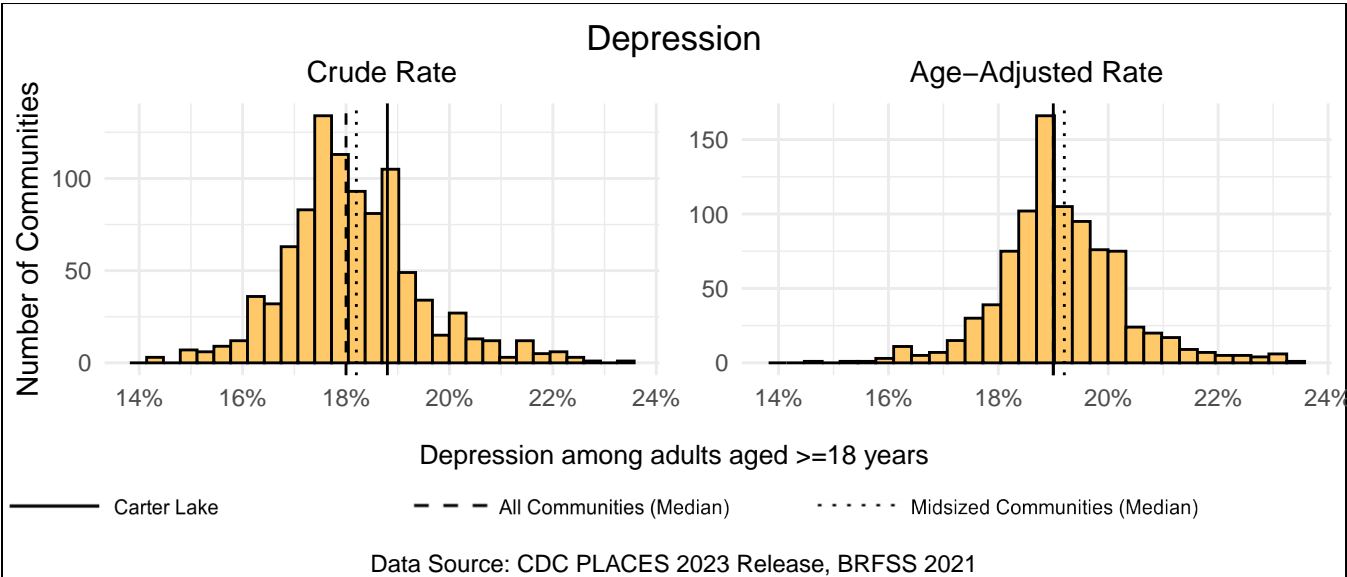
Measure Type	Carter Lake	All Comm.	Mid-sized Comm.
Crude	7.9%	7.4%	7.4%
Age-Adjusted	7.4%	6.2%	6.3%



# Depression

Carter Lake has a crude rate of 18.8% for depression among adults aged  $\geq 18$  years, which ranks 708th out of 958 Iowa communities (68th out of 102 mid-sized communities). The age-adjusted rate for Carter Lake is 19.0%, which ranks 420th out of 905 Iowa communities (45th out of 102 mid-sized communities).

Measure Type	Carter Lake	All Comm.	Mid-sized Comm.
Crude	18.8%	18.0%	18.2%
Age-Adjusted	19.0%	19.0%	19.2%

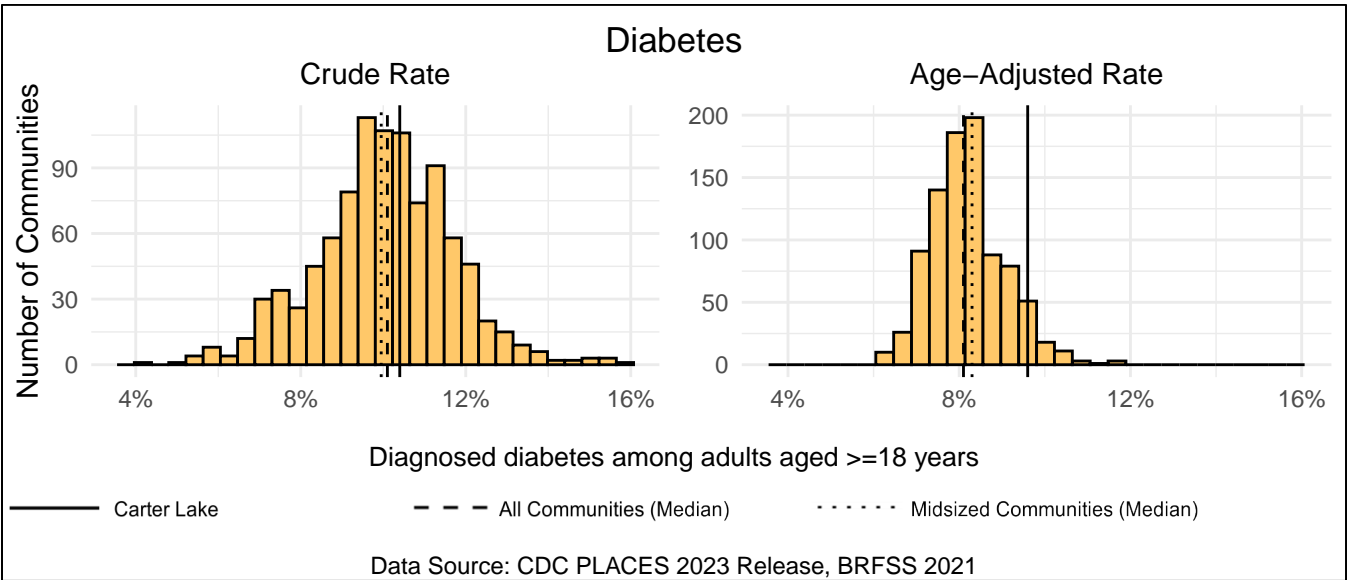




# Diabetes

Carter Lake has a crude rate of 10.4% for diagnosed diabetes among adults aged  $\geq 18$  years, which ranks 543rd out of 958 Iowa communities (59th out of 102 midsized communities). The age-adjusted rate for Carter Lake is 9.6%, which ranks 848th out of 905 Iowa communities (84th out of 102 midsized communities).

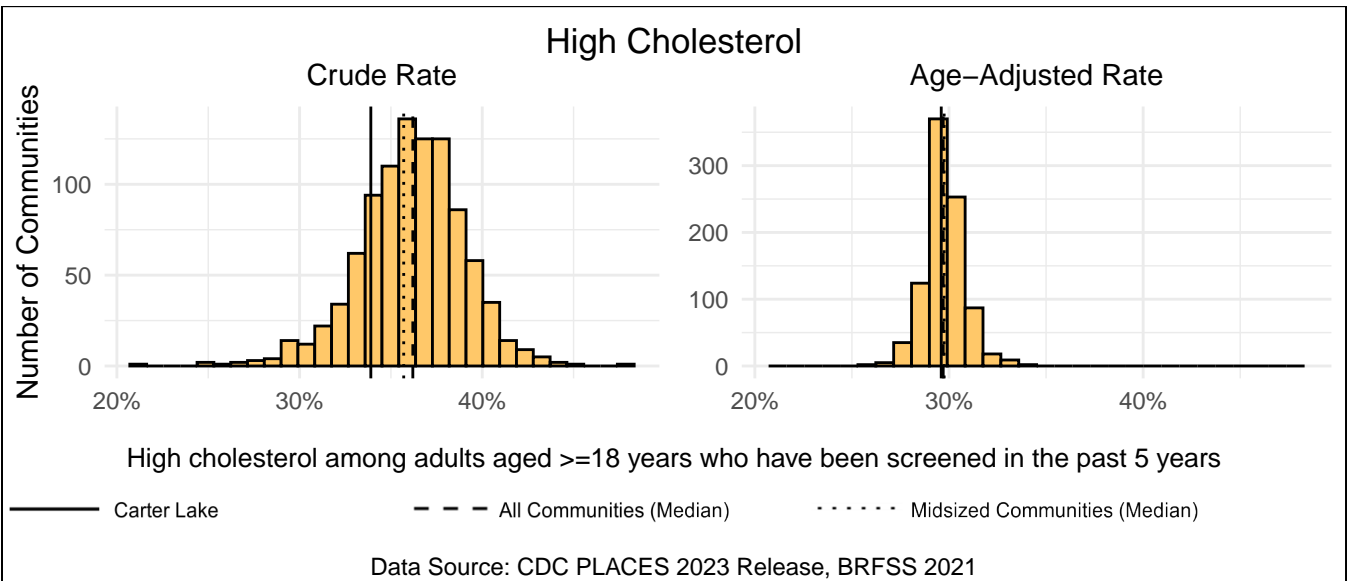
Measure Type	Carter Lake	All Comm.	Midsized Comm.
Crude	10.4%	10.1%	9.9%
Age-Adjusted	9.6%	8.1%	8.3%



# High Cholesterol

Carter Lake has a crude rate of 33.9% for high cholesterol among adults aged  $\geq 18$  years who have been screened in the past 5 years, which ranks 185th out of 958 Iowa communities (26th out of 102 midsized communities). The age-adjusted rate for Carter Lake is 29.6%, which ranks 379th out of 905 Iowa communities (41st out of 102 midsized communities).

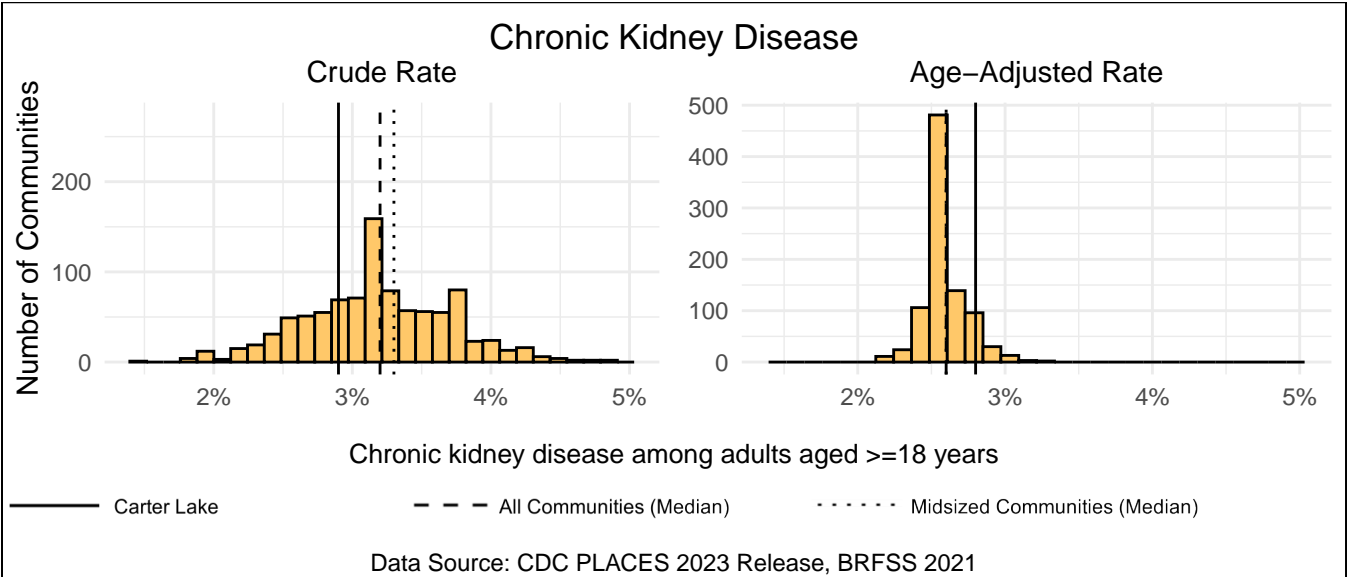
Measure Type	Carter Lake	All Comm.	Midsized Comm.
Crude	33.9%	36.2%	35.7%
Age-Adjusted	29.6%	29.7%	29.8%



# Chronic Kidney Disease

Carter Lake has a crude rate of 2.9% for chronic kidney disease among adults aged  $\geq 18$  years, which ranks 241st out of 958 Iowa communities (29th out of 102 midsized communities). The age-adjusted rate for Carter Lake is 2.8%, which ranks 762nd out of 905 Iowa communities (74th out of 102 midsized communities).

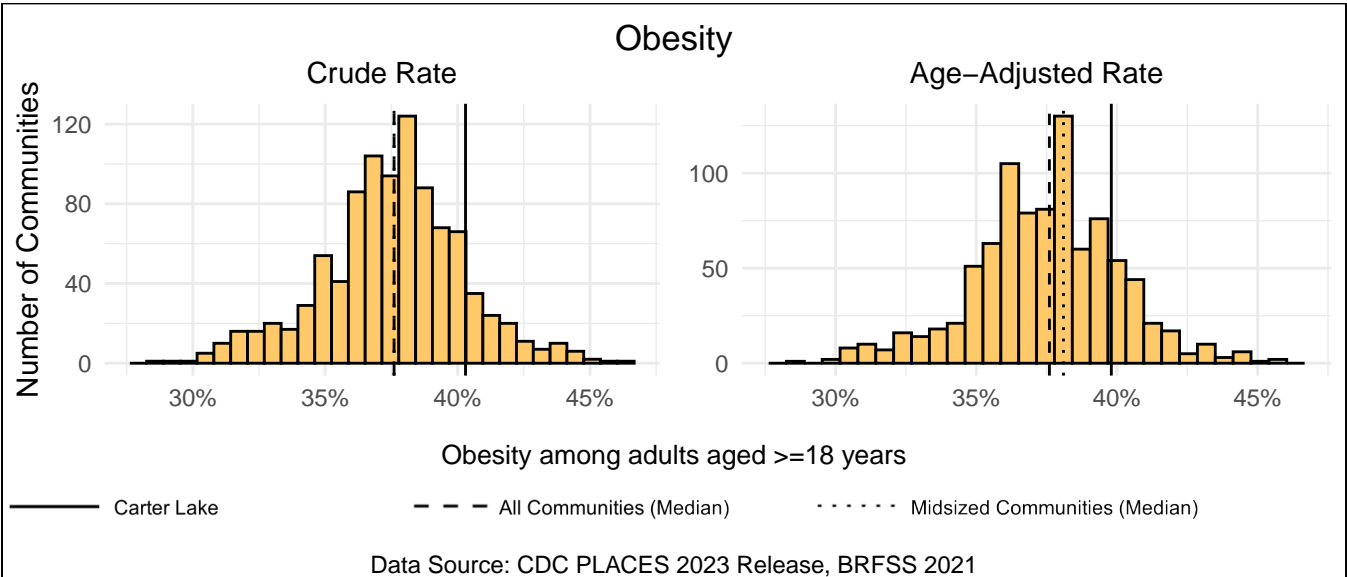
Measure Type	Carter Lake	All Comm.	Midsized Comm.
Crude	2.9%	3.2%	3.3%
Age-Adjusted	2.8%	2.6%	2.6%



# Obesity

Carter Lake has a crude rate of 40.3% for obesity among adults aged  $\geq 18$  years, which ranks 832nd out of 958 Iowa communities (88th out of 102 midsized communities). The age-adjusted rate for Carter Lake is 39.8%, which ranks 754th out of 905 Iowa communities (81st out of 102 midsized communities).

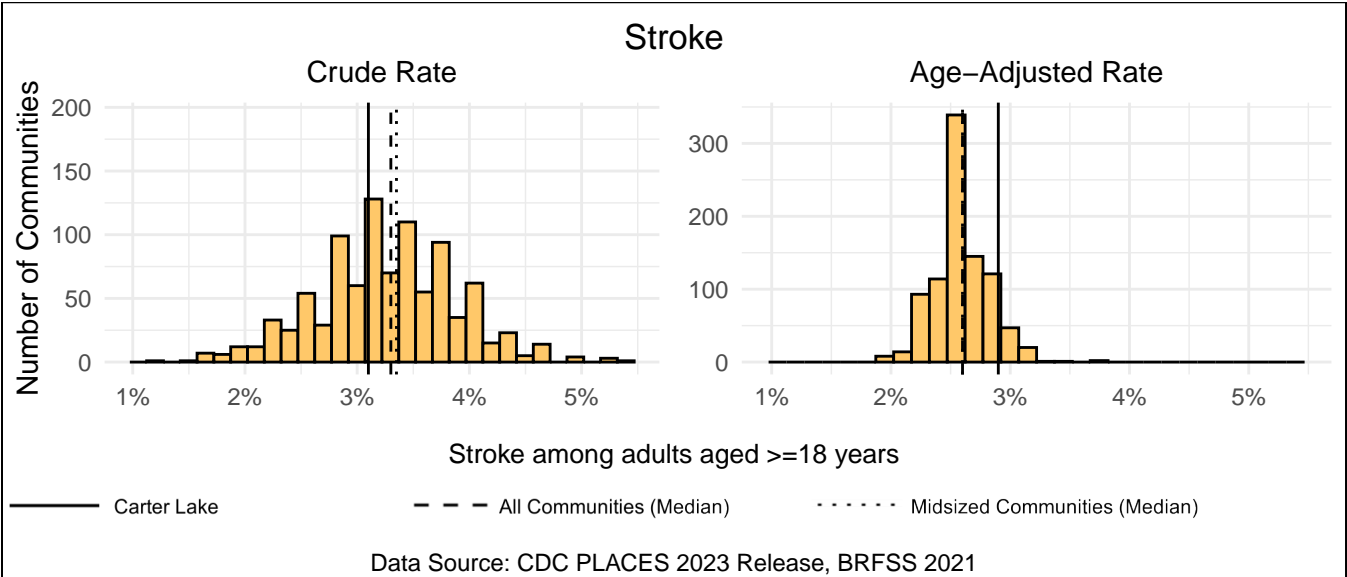
Measure Type	Carter Lake	All Comm.	Midsized Comm.
Crude	40.3%	37.6%	37.6%
Age-Adjusted	39.8%	37.6%	38.1%



# Stroke

Carter Lake has a crude rate of 3.1% for stroke among adults aged >=18 years, which ranks 340th out of 958 Iowa communities (34th out of 102 mid-sized communities). The age-adjusted rate for Carter Lake is 2.9%, which ranks 781st out of 905 Iowa communities (79th out of 102 mid-sized communities).

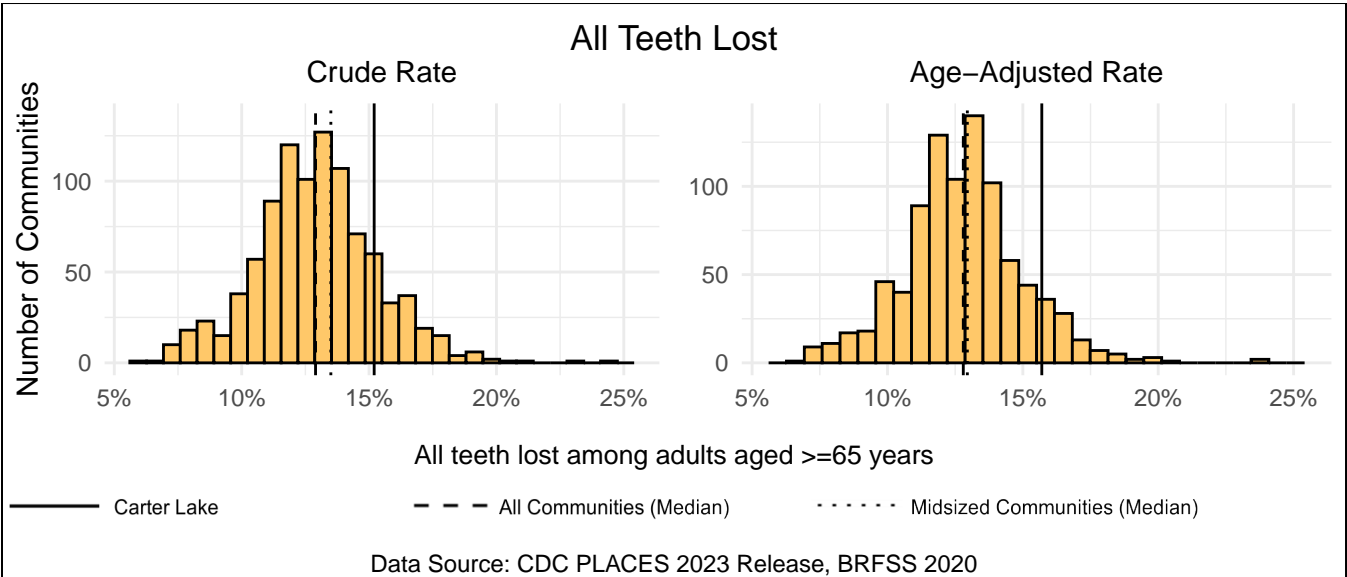
Measure Type	Carter Lake	All Comm.	Midsized Comm.
Crude	3.1%	3.3%	3.3%
Age-Adjusted	2.9%	2.6%	2.6%



# All Teeth Lost

Carter Lake has a crude rate of 15.2% for all teeth lost among adults aged >=65 years, which ranks 803rd out of 958 Iowa communities (76th out of 102 mid-sized communities). The age-adjusted rate for Carter Lake is 15.7%, which ranks 816th out of 905 Iowa communities (80th out of 102 mid-sized communities).

Measure Type	Carter Lake	All Comm.	Midsized Comm.
Crude	15.2%	12.9%	13.5%
Age-Adjusted	15.7%	12.8%	12.9%



# Prevention

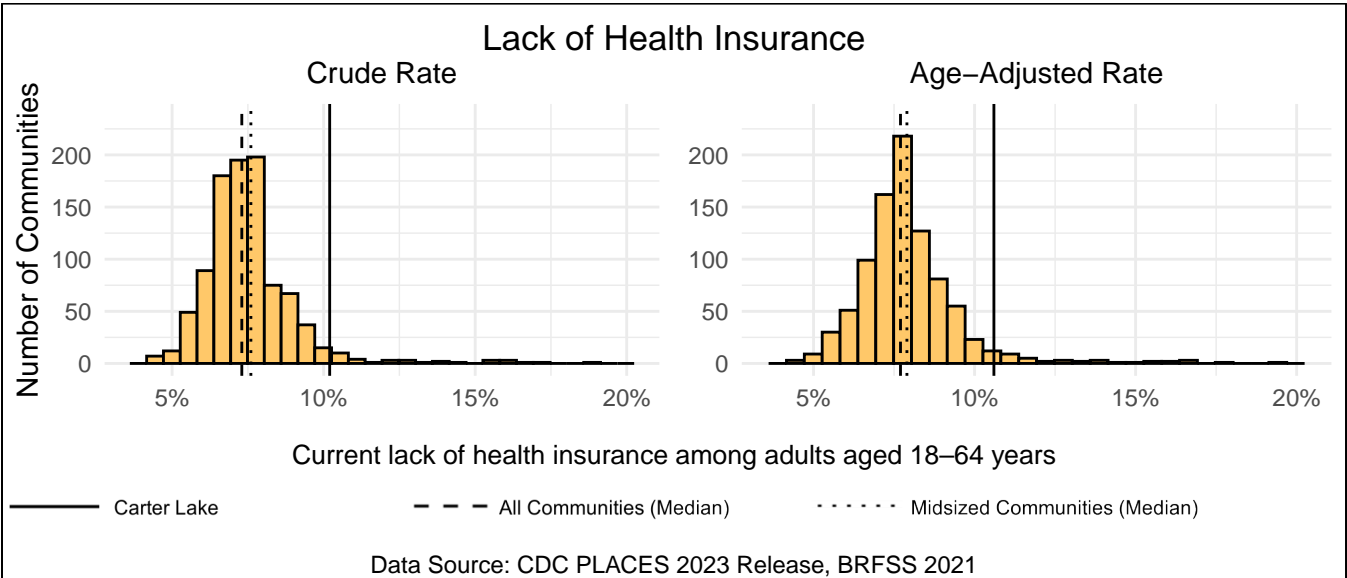
Preventive measures are another practical intervention point for public health professionals as they allow for the early detection of health conditions and improve overall treatment efficacy. This section includes a review of your community’s prevention measures, including preventive screenings and doctor visits. Besides the measure for lack of health insurance, all measures in this section are positive, where a higher rate is a strength for your community. The link below includes more information about each variable.

<https://www.cdc.gov/places/measure-definitions/prevention/index.html>

## Lack of Health Insurance

Carter Lake has a crude rate of 10.2% for current lack of health insurance among adults aged 18–64 years, which ranks 922nd out of 958 Iowa communities (91st out of 102 mid-sized communities). The age-adjusted rate for Carter Lake is 10.6%, which ranks 868th out of 905 Iowa communities (92nd out of 102 mid-sized communities).

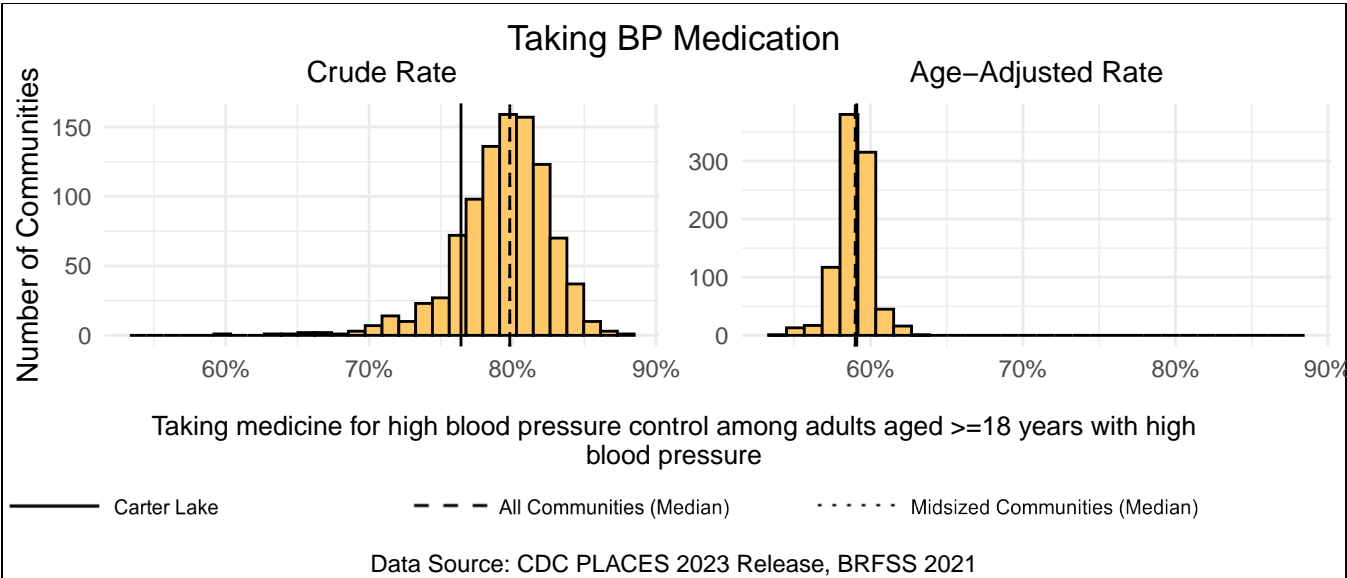
Measure Type	Carter Lake	All Comm.	Midsized Comm.
Crude	10.2%	7.3%	7.6%
Age-Adjusted	10.6%	7.7%	7.9%



# Taking BP Medication

Carter Lake has a crude rate of 76.4% for taking medicine for high blood pressure control among adults aged >=18 years with high blood pressure, which ranks 819th out of 958 Iowa communities (82nd out of 102 mid-sized communities). The age-adjusted rate for Carter Lake is 59.1%, which ranks 378th out of 905 Iowa communities (47th out of 102 mid-sized communities).

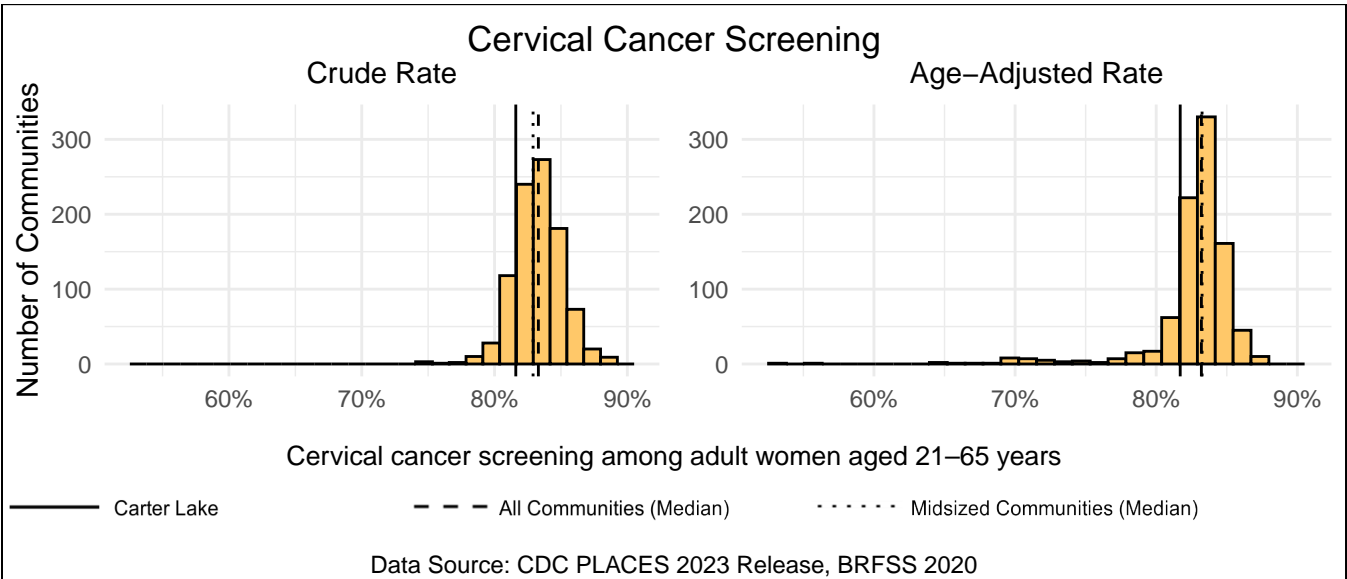
Measure Type	Carter Lake	All Comm.	Mid-sized Comm.
Crude	76.4%	79.8%	79.8%
Age-Adjusted	59.1%	59.0%	59.0%



# Cervical Cancer Screening

Carter Lake has a crude rate of 81.6% for cervical cancer screening among adult women aged 21–65 years, which ranks 797th out of 958 Iowa communities (70th out of 102 mid-sized communities). The age-adjusted rate for Carter Lake is 81.7%, which ranks 762nd out of 905 Iowa communities (81st out of 102 mid-sized communities).

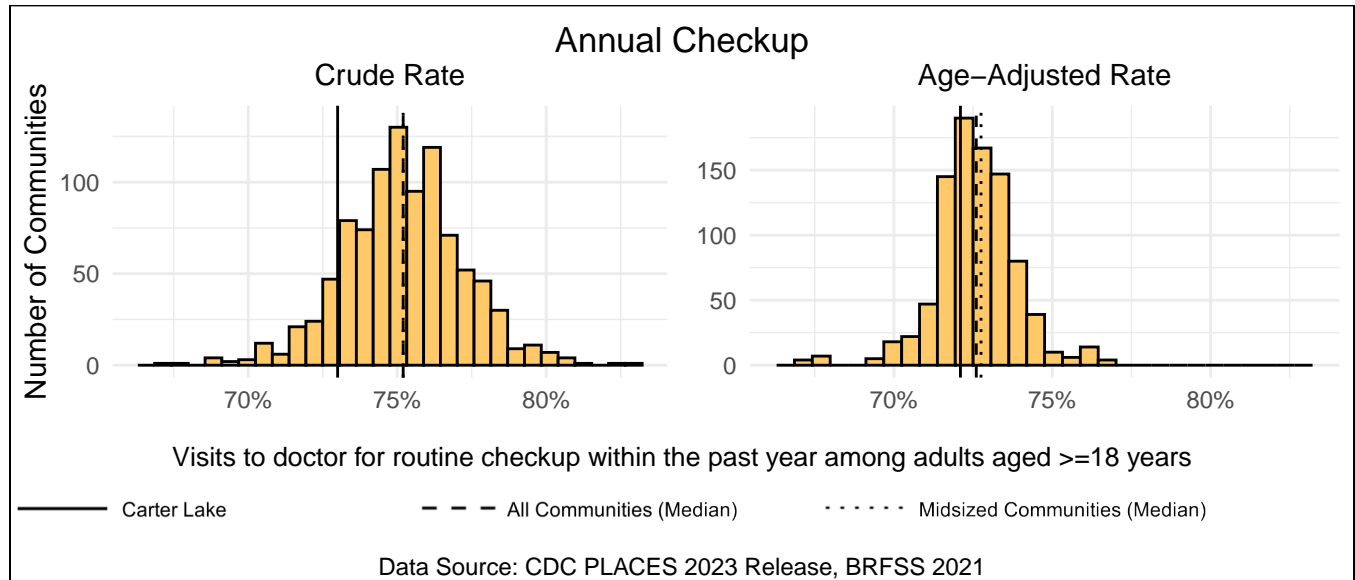
Measure Type	Carter Lake	All Comm.	Mid-sized Comm.
Crude	81.6%	83.3%	82.9%
Age-Adjusted	81.7%	83.2%	83.2%



## Annual Checkup

Carter Lake has a crude rate of 73.0% for visits to doctor for routine checkup within the past year among adults aged  $\geq 18$  years, which ranks 838th out of 958 Iowa communities (87th out of 102 mid-sized communities). The age-adjusted rate for Carter Lake is 72.1%, which ranks 597th out of 905 Iowa communities (75th out of 102 mid-sized communities).

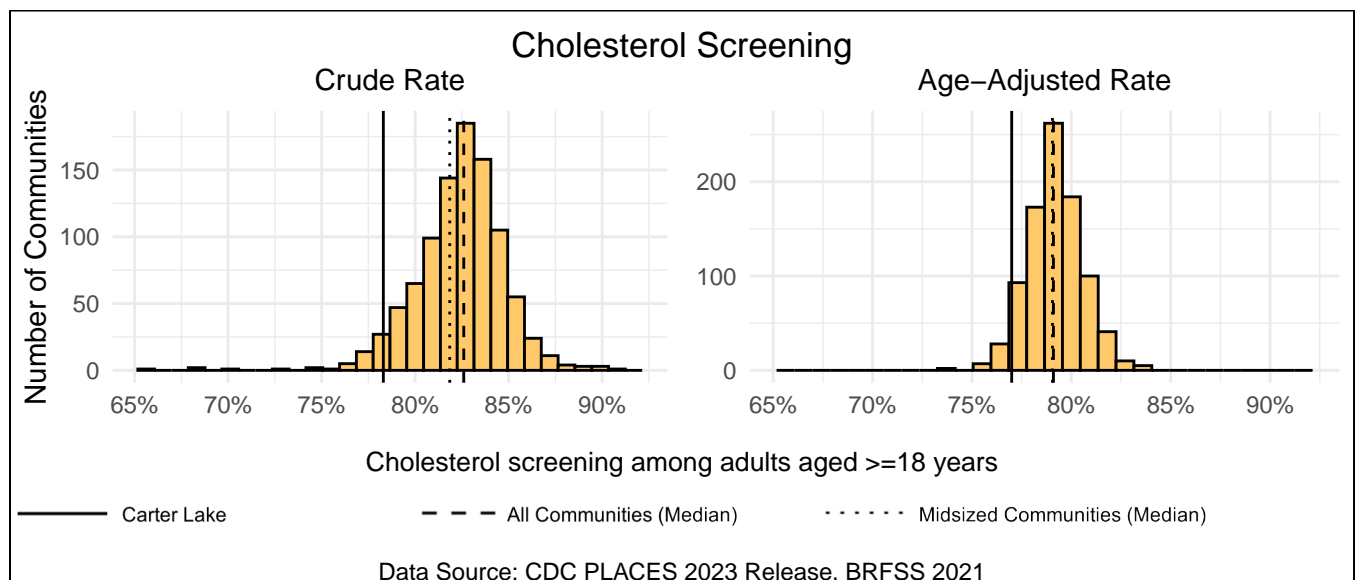
Measure Type	Carter Lake	All Comm.	Midsized Comm.
Crude	73.0%	75.2%	75.2%
Age-Adjusted	72.1%	72.6%	72.8%



## Cholesterol Screening

Carter Lake has a crude rate of 78.3% for cholesterol screening among adults aged  $\geq 18$  years, which ranks 918th out of 958 Iowa communities (94th out of 102 mid-sized communities). The age-adjusted rate for Carter Lake is 77.0%, which ranks 861st out of 905 Iowa communities (88th out of 102 mid-sized communities).

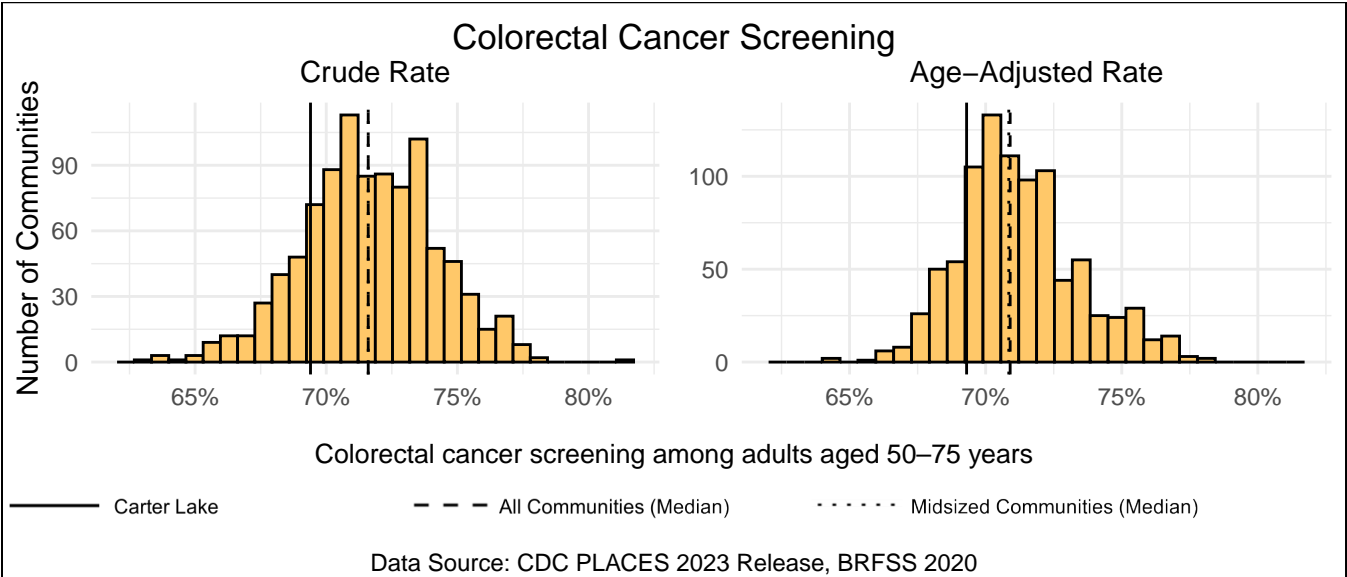
Measure Type	Carter Lake	All Comm.	Midsized Comm.
Crude	78.3%	82.6%	81.8%
Age-Adjusted	77.0%	79.1%	79.0%



### Colorectal Cancer Screening

Carter Lake has a crude rate of 69.4% for colorectal cancer screening among adults aged 50–75 years, which ranks 782nd out of 958 Iowa communities (81st out of 102 mid-sized communities). The age-adjusted rate for Carter Lake is 69.3%, which ranks 742nd out of 905 Iowa communities (76th out of 102 mid-sized communities).

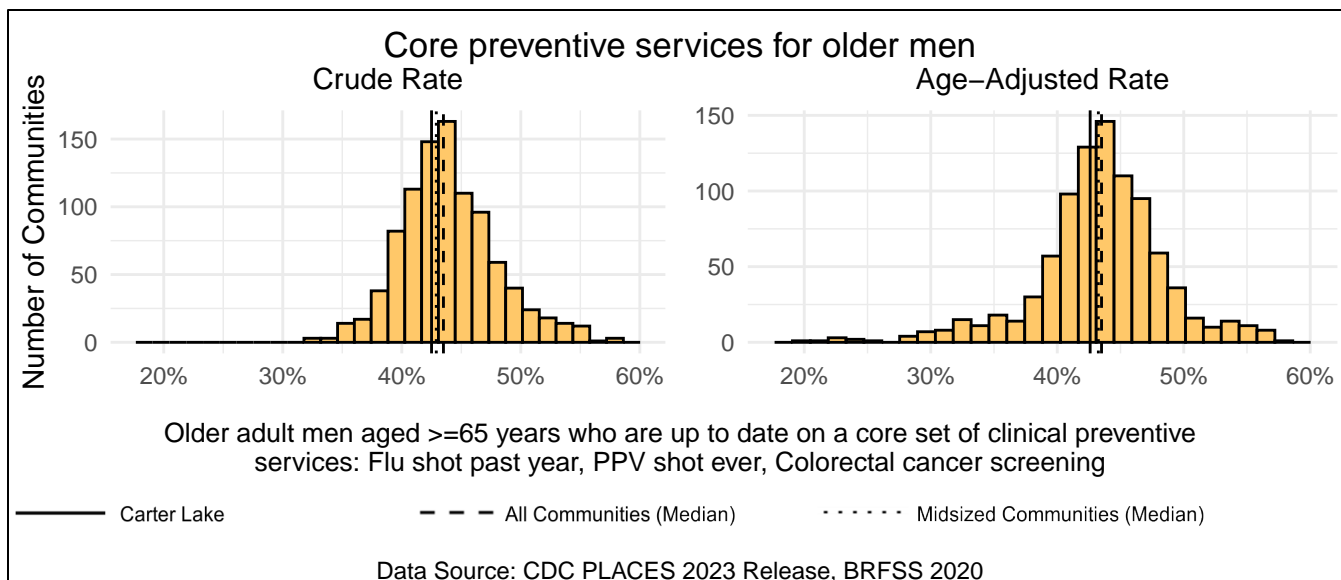
Measure Type	Carter Lake	All Comm.	Midsized Comm.
Crude	69.4%	71.6%	71.6%
Age-Adjusted	69.3%	70.9%	70.8%



### Core preventive services for older men

Carter Lake has a crude rate of 42.5% for older adult men aged  $\geq 65$  years who are up to date on a core set of clinical preventive services: flu shot past year, ppv shot ever, colorectal cancer screening, which ranks 608th out of 958 Iowa communities (56th out of 102 mid-sized communities). The age-adjusted rate for Carter Lake is 42.6%, which ranks 542nd out of 905 Iowa communities (58th out of 102 mid-sized communities).

Measure Type	Carter Lake	All Comm.	Midsized Comm.
Crude	42.5%	43.5%	42.9%
Age-Adjusted	42.6%	43.5%	43.2%

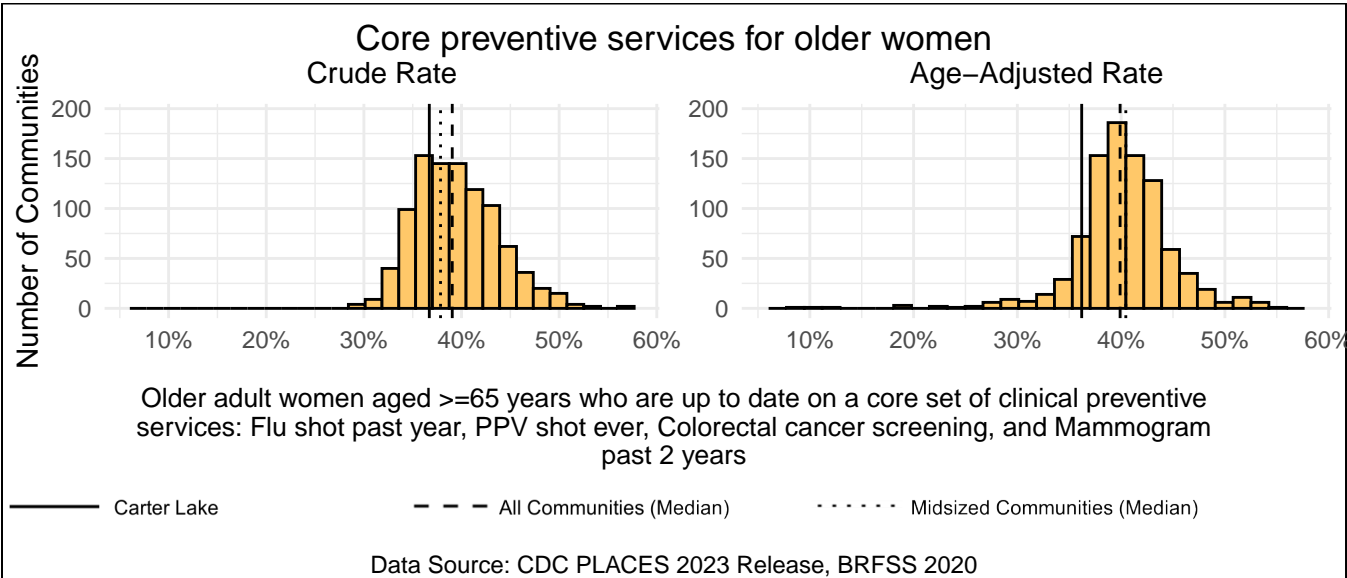




### Core preventive services for older women

Carter Lake has a crude rate of 36.7% for older adult women aged  $\geq 65$  years who are up to date on a core set of clinical preventive services: flu shot past year, ppv shot ever, colorectal cancer screening, and mammogram past 2 years, which ranks 692nd out of 958 Iowa communities (60th out of 102 midsize communities). The age-adjusted rate for Carter Lake is 36.2%, which ranks 804th out of 905 Iowa communities (94th out of 102 midsize communities).

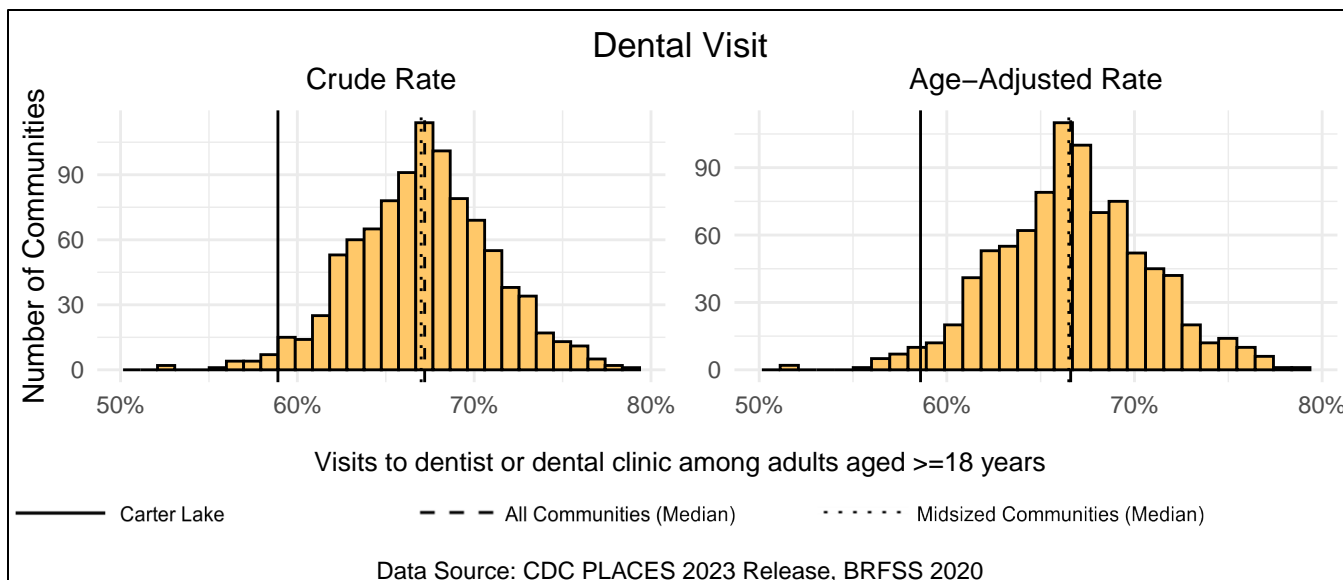
Measure Type	Carter Lake	All Comm.	Midsized Comm.
Crude	36.7%	39.0%	37.8%
Age-Adjusted	36.2%	39.9%	40.4%



### Dental Visit

Carter Lake has a crude rate of 58.9% for visits to dentist or dental clinic among adults aged  $\geq 18$  years, which ranks 941st out of 958 Iowa communities (93rd out of 102 midsize communities). The age-adjusted rate for Carter Lake is 58.6%, which ranks 884th out of 905 Iowa communities (93rd out of 102 midsize communities).

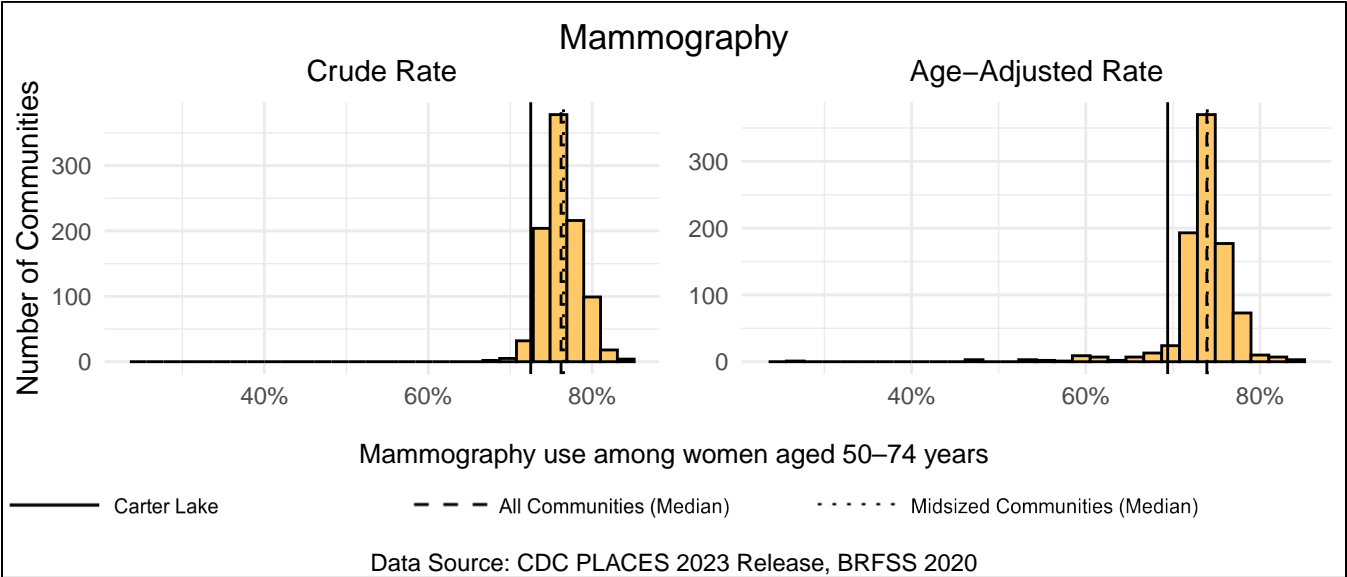
Measure Type	Carter Lake	All Comm.	Midsized Comm.
Crude	58.9%	67.2%	67.0%
Age-Adjusted	58.6%	66.6%	66.5%



# Mammography

Carter Lake has a crude rate of 72.5% for mammography use among women aged 50–74 years, which ranks 923rd out of 958 Iowa communities (102nd out of 102 midsize communities). The age-adjusted rate for Carter Lake is 69.4%, which ranks 854th out of 905 Iowa communities (101st out of 102 midsize communities).

Measure Type	Carter Lake	All Comm.	Midsized Comm.
Crude	72.5%	76.2%	76.5%
Age-Adjusted	69.4%	73.9%	74.0%



# Disability

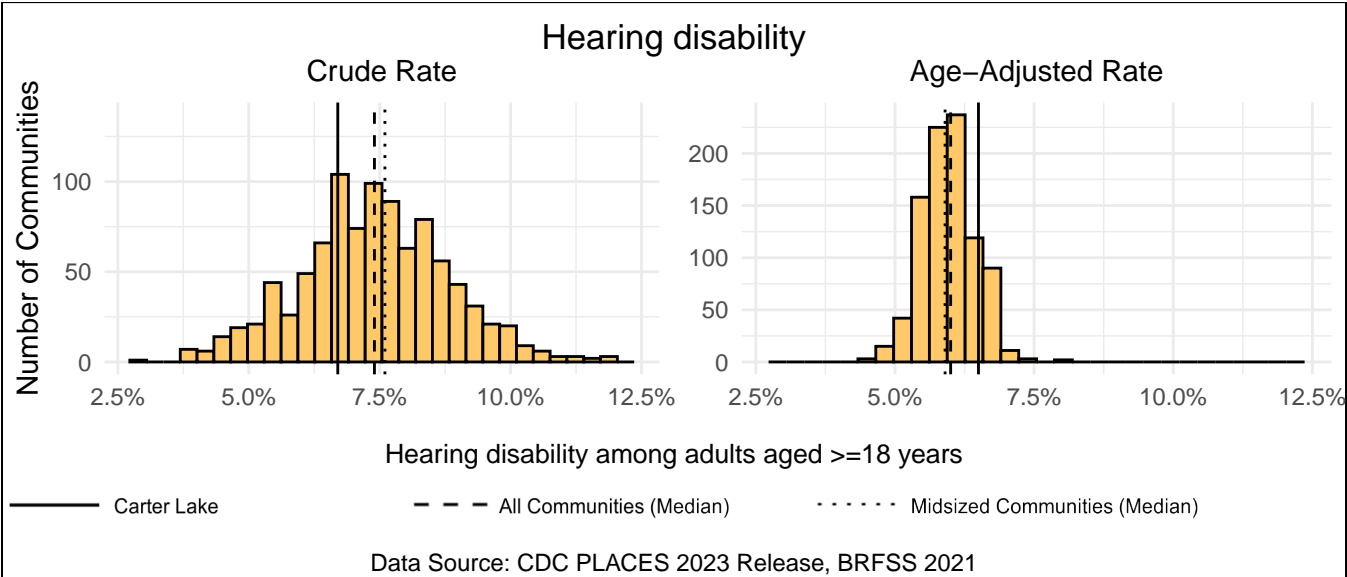
This section includes measures of physical and cognitive disabilities. Respondents were asked to report on six disabilities: hearing, vision, cognition, mobility, self-care, and independent living. The final measure reports the rate of respondents that answered yes to any of the previous six disabilities. The link below includes more information about each variable.

<https://www.cdc.gov/places/measure-definitions/unhealthy-behaviors/index.html>

## Hearing disability

Carter Lake has a crude rate of 6.7% for hearing disability among adults aged  $\geq 18$  years, which ranks 282nd out of 958 Iowa communities (29th out of 102 midsize communities). The age-adjusted rate for Carter Lake is 6.5%, which ranks 766th out of 905 Iowa communities (81st out of 102 midsize communities).

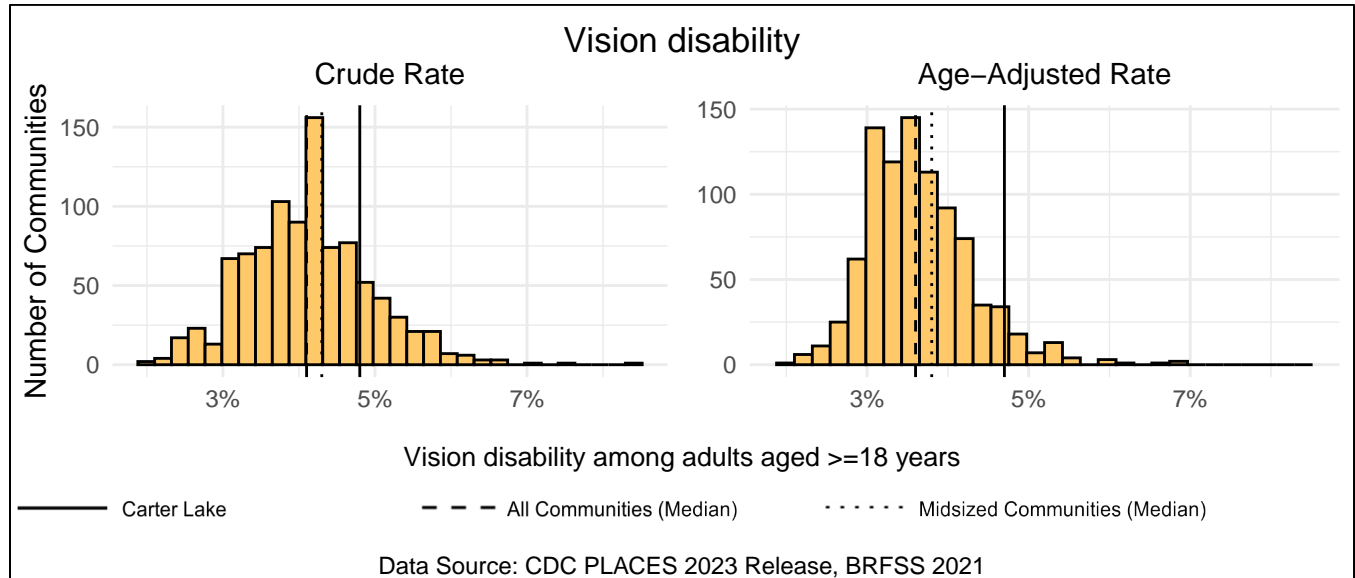
Measure Type	Carter Lake	All Comm.	Midsized Comm.
Crude	6.7%	7.4%	7.6%
Age-Adjusted	6.5%	6.0%	5.9%



## Vision disability

Carter Lake has a crude rate of 4.8% for vision disability among adults aged  $\geq 18$  years, which ranks 771st out of 958 Iowa communities (71st out of 102 midsize communities). The age-adjusted rate for Carter Lake is 4.7%, which ranks 837th out of 905 Iowa communities (80th out of 102 midsize communities).

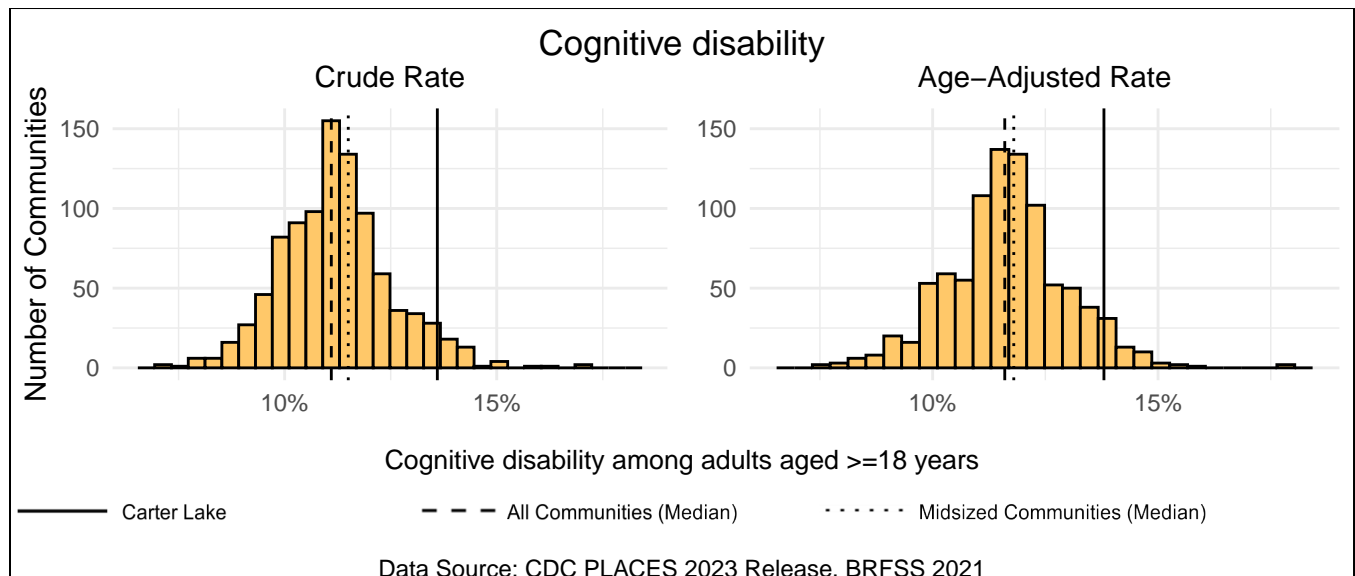
Measure Type	Carter Lake	All Comm.	Midsized Comm.
Crude	4.8%	4.1%	4.3%
Age-Adjusted	4.7%	3.6%	3.8%



## Cognitive disability

Carter Lake has a crude rate of 13.6% for cognitive disability among adults aged  $\geq 18$  years, which ranks 914th out of 958 Iowa communities (91st out of 102 midsize communities). The age-adjusted rate for Carter Lake is 13.8%, which ranks 857th out of 905 Iowa communities (88th out of 102 midsize communities).

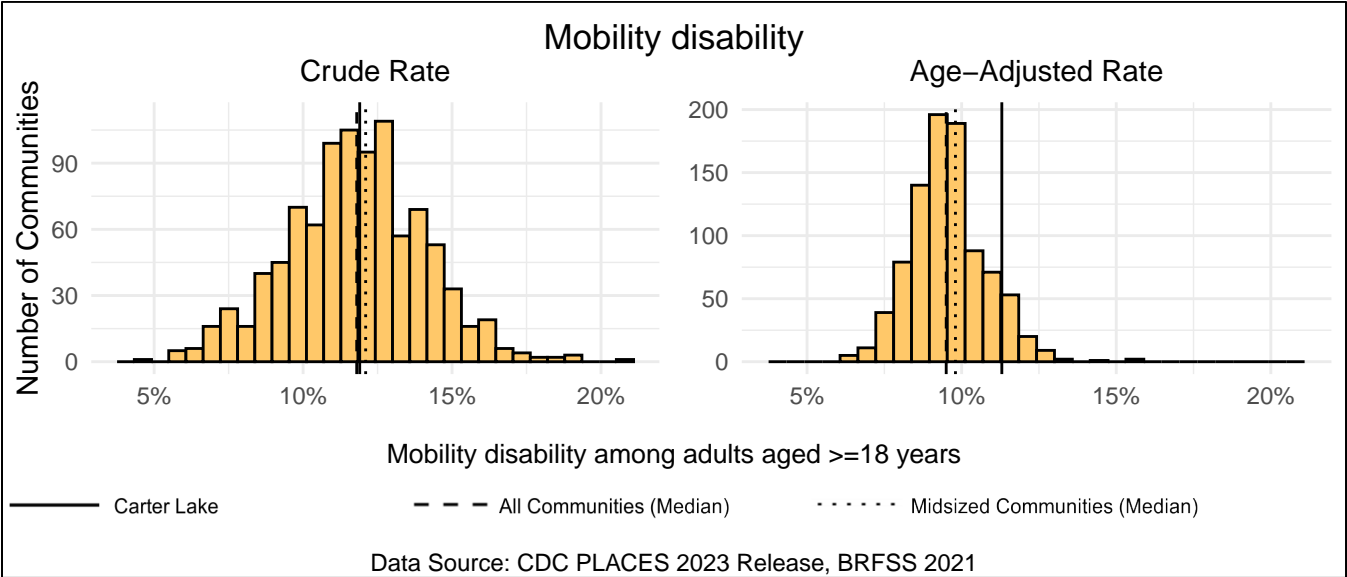
Measure Type	Carter Lake	All Comm.	Midsized Comm.
Crude	13.6%	11.1%	11.5%
Age-Adjusted	13.8%	11.6%	11.8%



## Mobility disability

Carter Lake has a crude rate of 11.9% for mobility disability among adults aged  $\geq 18$  years, which ranks 490th out of 958 Iowa communities (49th out of 102 midsize communities). The age-adjusted rate for Carter Lake is 11.3%, which ranks 819th out of 905 Iowa communities (81st out of 102 midsize communities).

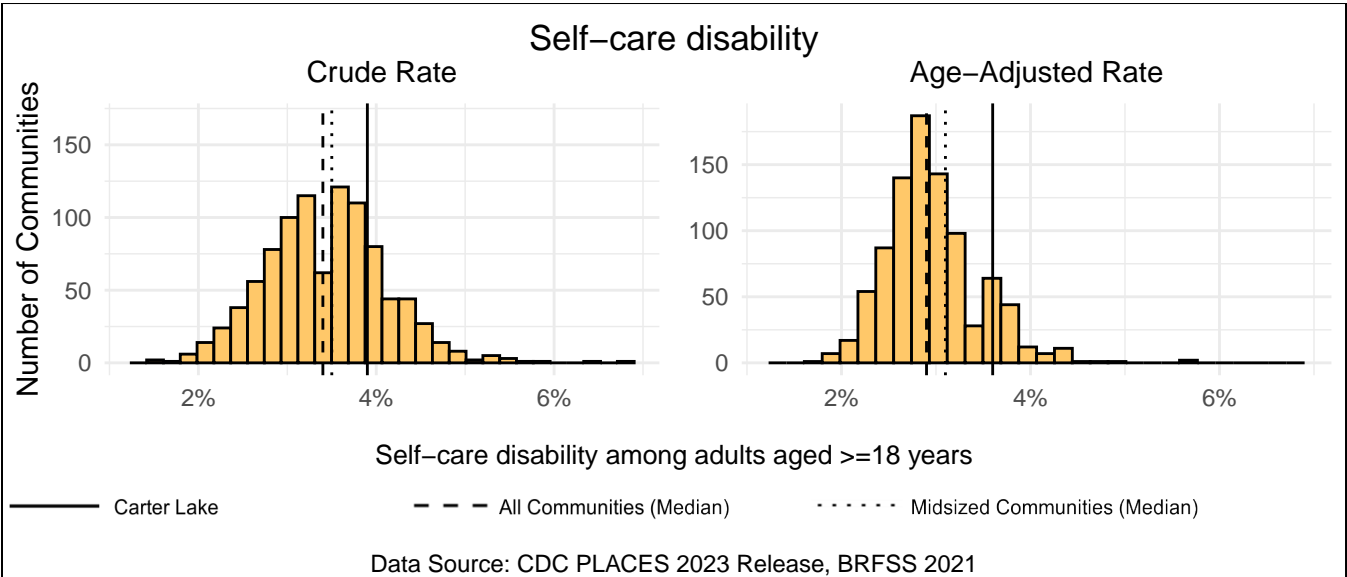
Measure Type	Carter Lake	All Comm.	Midsized Comm.
Crude	11.9%	11.8%	12.1%
Age-Adjusted	11.3%	9.5%	9.8%



## Self-care disability

Carter Lake has a crude rate of 3.9% for self-care disability among adults aged  $\geq 18$  years, which ranks 728th out of 958 Iowa communities (68th out of 102 midsize communities). The age-adjusted rate for Carter Lake is 3.6%, which ranks 798th out of 905 Iowa communities (79th out of 102 midsize communities).

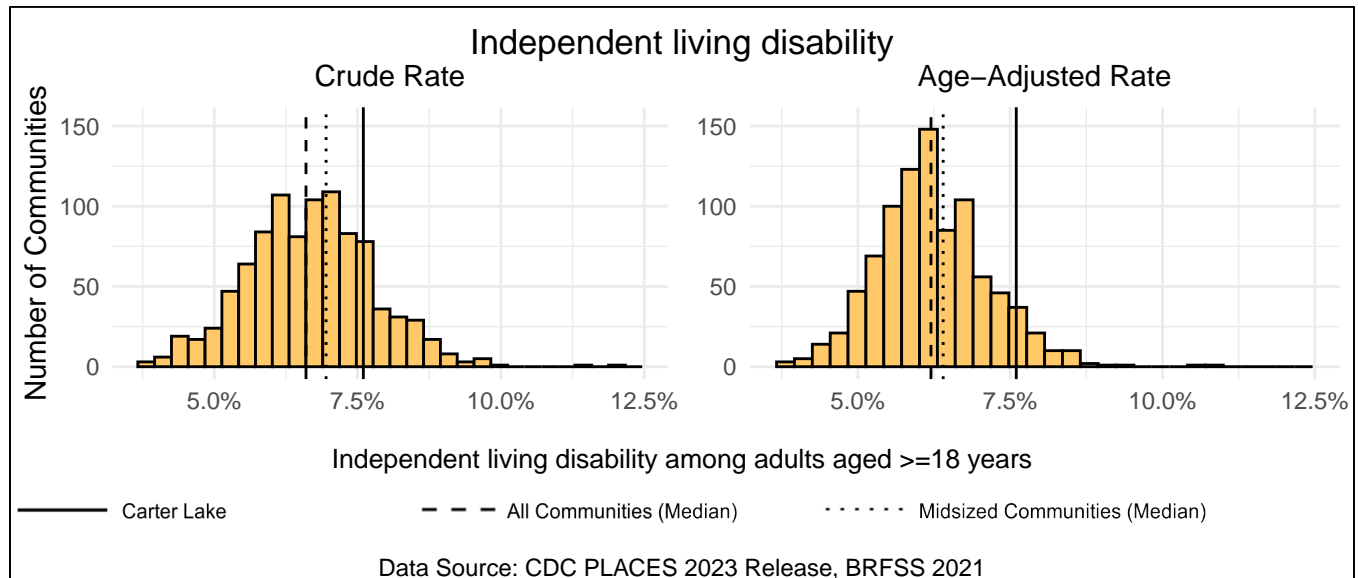
Measure Type	Carter Lake	All Comm.	Midsized Comm.
Crude	3.9%	3.4%	3.5%
Age-Adjusted	3.6%	2.9%	3.1%



## Independent living disability

Carter Lake has a crude rate of 7.6% for independent living disability among adults aged  $\geq 18$  years, which ranks 785th out of 958 Iowa communities (73rd out of 102 mid-sized communities). The age-adjusted rate for Carter Lake is 7.6%, which ranks 836th out of 905 Iowa communities (85th out of 102 mid-sized communities).

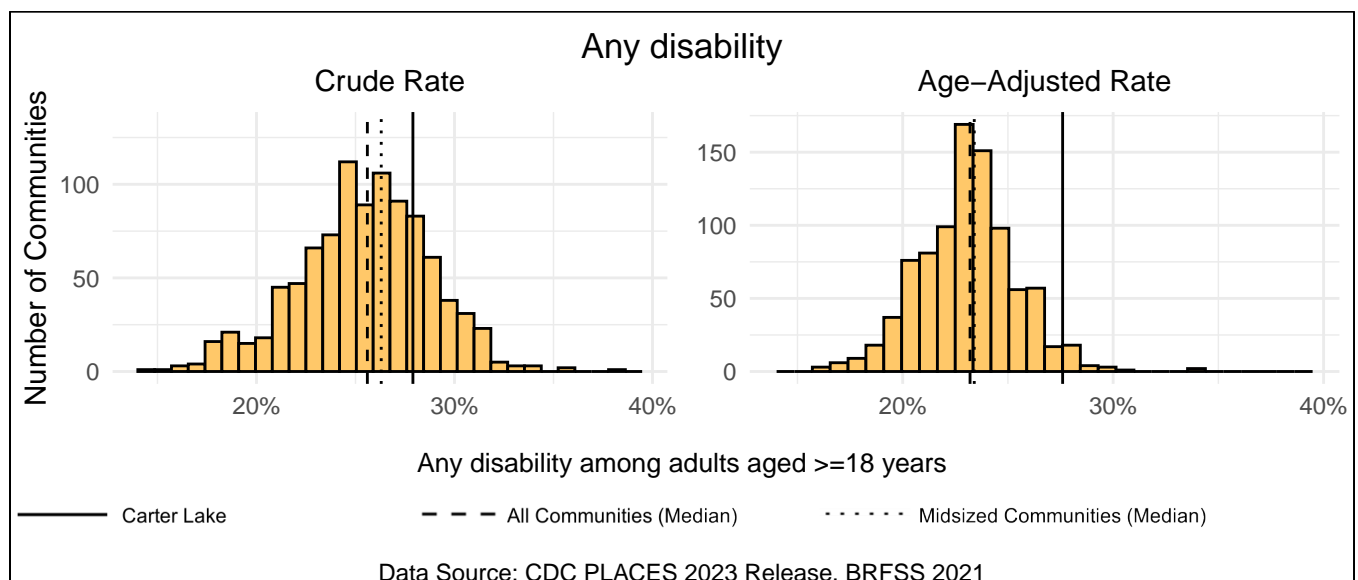
Measure Type	Carter Lake	All Comm.	Midsized Comm.
Crude	7.6%	6.6%	7.0%
Age-Adjusted	7.6%	6.2%	6.4%



## Any disability

Carter Lake has a crude rate of 27.9% for any disability among adults aged  $\geq 18$  years, which ranks 743rd out of 958 Iowa communities (68th out of 102 mid-sized communities). The age-adjusted rate for Carter Lake is 27.6%, which ranks 878th out of 905 Iowa communities (94th out of 102 mid-sized communities).

Measure Type	Carter Lake	All Comm.	Midsized Comm.
Crude	27.9%	25.6%	26.3%
Age-Adjusted	27.6%	23.2%	23.4%



---

## Appendix 1: CDC PLACES Data

This report uses a novel dataset from the Centers for Disease Control and Prevention (CDC) called PLACES: Local Data for Better Health. The PLACES dataset uses small area estimation methods to provide estimates of health measures for counties, places, census tracts, and zip code tabulation areas. The estimates are created with a multilevel statistical modeling framework that utilizes CDC's Behavioral Risk Factor Surveillance System (BRFSS), Census population counts, and American Community Survey demographic and socioeconomic data.

Relevant links for CDC PLACES can be found below:

- [PLACES Homepage](#)
- [Measure Definitions](#)
- [Methodology](#)





## Appendix 2: Carter Lake PLACES Data

Category	Health Domain	Crude Rate Rank	Crude Rate (95% CI)	Age-Adj. Rate Rank	Age-Adj. Rate (95% CI)
Health Status	Mental Health	924	16.5% (14.2% - 18.9%)	821	16.8% (14.7% - 19.2%)
Health Status	General Health	803	16.3% (13.7% - 19.0%)	856	15.8% (13.3% - 18.6%)
Health Status	Physical Health	748	11.7% (10.1% - 13.7%)	836	11.2% (9.6% - 12.9%)
Health Risk Behaviors	Current Smoking	917	20.3% (16.5% - 24.1%)	816	20.2% (16.4% - 24.1%)
Health Risk Behaviors	Physical Inactivity	708	27.9% (23.6% - 32.8%)	806	27.6% (23.3% - 32.2%)
Health Risk Behaviors	Sleep <7 hours	932	33.3% (31.9% - 34.5%)	857	33.4% (32.0% - 34.6%)
Health Risk Behaviors	Binge Drinking	626	20.4% (17.3% - 23.9%)	171	21.1% (18.0% - 24.4%)
Health Outcomes	Coronary Heart Disease	300	5.9% (5.1% - 6.8%)	797	5.6% (4.8% - 6.4%)
Health Outcomes	Diabetes	543	10.4% (8.9% - 12.0%)	848	9.6% (8.2% - 11.1%)
Health Outcomes	High Blood Pressure	408	31.6% (28.2% - 35.0%)	865	29.9% (26.6% - 33.4%)
Health Outcomes	All Teeth Lost	803	15.2% (9.9% - 21.1%)	816	15.7% (10.3% - 21.7%)
Health Outcomes	Cancer (except skin)	126	6.7% (6.1% - 7.4%)	74	6.4% (5.7% - 7.1%)
Health Outcomes	Chronic Kidney Disease	241	2.9% (2.7% - 3.2%)	762	2.8% (2.5% - 3.1%)
Health Outcomes	Obesity	832	40.3% (34.7% - 46.1%)	754	39.8% (34.4% - 45.2%)
Health Outcomes	Current Asthma	917	10.1% (8.9% - 11.4%)	805	10.0% (8.8% - 11.4%)
Health Outcomes	High Cholesterol	185	33.9% (30.2% - 37.8%)	379	29.6% (26.0% - 33.4%)
Health Outcomes	Stroke	340	3.1% (2.7% - 3.5%)	781	2.9% (2.6% - 3.3%)
Health Outcomes	COPD	613	7.9% (6.6% - 9.4%)	822	7.4% (6.2% - 8.9%)
Health Outcomes	Arthritis	341	26.5% (23.3% - 29.7%)	834	24.8% (21.6% - 28.1%)
Health Outcomes	Depression	708	18.8% (15.8% - 22.0%)	420	19.0% (15.9% - 22.3%)
Prevention	Health Insurance	922	10.2% (8.1% - 12.7%)	868	10.6% (8.4% - 13.4%)
Prevention	Cholesterol Screening	918	78.3% (74.9% - 81.5%)	861	77.0% (73.4% - 80.4%)
Prevention	Colorectal Cancer Screening	782	69.4% (66.2% - 72.6%)	742	69.3% (66.1% - 72.5%)
Prevention	Core preventive services for older men	608	42.5% (34.3% - 51.0%)	542	42.6% (34.7% - 50.7%)
Prevention	Mammography	923	72.5% (68.3% - 76.3%)	854	69.4% (64.9% - 73.5%)
Prevention	Annual Checkup	838	73.0% (68.7% - 77.2%)	597	72.1% (67.9% - 76.1%)

Category	Health Domain	Crude Rate Rank	Crude Rate (95% CI)	Age-Adj. Rate Rank	Age-Adj. Rate (95% CI)
Prevention	Cervical Cancer Screening	797	81.6% (79.0% - 84.1%)	762	81.7% (79.0% - 84.2%)
Prevention	Dental Visit	941	58.9% (55.3% - 62.5%)	884	58.6% (55.0% - 62.3%)
Prevention	Core preventive services for older women	692	36.7% (29.8% - 43.9%)	804	36.2% (29.6% - 43.1%)
Prevention	Taking BP Medication	819	76.4% (73.1% - 79.7%)	378	59.1% (54.5% - 63.7%)
Disability	Self-care Disability	728	3.9% (3.3% - 4.6%)	798	3.6% (3.1% - 4.2%)
Disability	Independent Living Disability	785	7.6% (6.5% - 8.8%)	836	7.6% (6.4% - 8.8%)
Disability	Cognitive Disability	914	13.6% (11.5% - 15.8%)	857	13.8% (11.8% - 16.2%)
Disability	Mobility Disability	490	11.9% (10.2% - 14.2%)	819	11.3% (9.6% - 13.3%)
Disability	Hearing Disability	282	6.7% (5.9% - 7.5%)	766	6.5% (5.7% - 7.4%)
Disability	Any Disability	743	27.9% (23.8% - 31.9%)	878	27.6% (23.7% - 31.8%)
Disability	Vision Disability	771	4.8% (4.2% - 5.6%)	837	4.7% (4.0% - 5.4%)

The 95% confidence interval shown in parentheses represents the range of 95% of CDC area estimates under different model assumptions using Monte Carlo simulations.

## Appendix 3: Midsized Communities (2,500-9,999)

Carter Lake falls into the group of midsized communities, which have a population of 2,500-9,999. In this data, 102 communities have a population in this range. The table below lists all communities in that group, sorted by the population estimate in the CDC PLACES dataset.

Community	Population	Community	Population	Community	Population
Keokuk	9,868	Red Oak	5,563	Dyersville	4,318
Grinnell	9,511	DeWitt	5,508	Forest City	4,254
Fairfield	9,474	Anamosa	5,493	Chariton	4,203
Mount Pleasant	9,214	Osceola	5,455	Jefferson	4,190
Denison	8,316	Algona	5,443	Carlisle	4,116
Sioux Center	8,227	Sheldon	5,417	Rock Valley	4,045
Perry	7,875	Spirit Lake	5,409	Monticello	4,034
Webster City	7,787	Centerville	5,393	Cresco	3,899
Clear Lake	7,642	Clarinda	5,371	West Liberty	3,821
Bondurant	7,617	Winterset	5,366	Waukon	3,818
Decorah	7,611	Windsor Heights	5,200	Carter Lake	3,780
Knoxville	7,523	Cherokee	5,154	Albia	3,705
Creston	7,519	Glenwood	5,128	Emmetsburg	3,671
Charles City	7,364	Manchester	5,112	Osage	3,590
Washington	7,329	Iowa Falls	5,095	Eagle Grove	3,589
Hiawatha	7,179	Sergeant Bluff	5,007	New Hampton	3,473
Nevada	6,933	Vinton	4,953	Robins	3,356
Atlantic	6,770	Shenandoah	4,930	Story City	3,352
Eldridge	6,693	Harlan	4,897	Williamsburg	3,332
Orange City	6,278	Tiffin	4,845	Milford	3,295
Maquoketa	6,123	Humboldt	4,774	West Burlington	3,184
Independence	6,106	Le Claire	4,679	Tipton	3,130
Adel	6,090	Evansdale	4,561	Tama	3,073
Oelwein	5,934	Camanche	4,546	Garner	3,065
Asbury	5,890	Mount Vernon	4,529	Solon	3,020
Estherville	5,881	Huxley	4,331	Wilton	2,939
Polk City	5,604	Hampton	4,328	Onawa	2,876

---

Community	Population
Saylorville	2,837
Park View	2,835
Sibley	2,830
Fairfax	2,814
Marengo	2,812
Clarion	2,799
Grundy Center	2,792
Madrid	2,784
Missouri Valley	2,692
Bloomfield	2,687
Hawarden	2,673
Postville	2,653
Eldora	2,645
Kalona	2,637
Rock Rapids	2,631
Center Point	2,573
Hudson	2,557
Belmond	2,512
Mitchellville	2,506
West Branch	2,503
Jesup	2,502

---